



RECALL CAMPAIGN 16V-914: AUTOLIV AIR BAG MODULE(S)

Whats New:

- **Mailing of customer letters**
- **Updated campaign description in AIR, DCSnet and the Key Reader**
- **Parts Ordering Procedure**
- **Parts Return procedure**
- **Warranty**

Please perform the procedure outlined in this Service Information on all affected vehicles before customer delivery. In the event the customer has already taken delivery of the vehicle, please perform the procedure the next time the vehicle is in the shop.

New information provided by this revision is preceded by this symbol 

This Service Information bulletin replaces SI M72 01 16 **dated December 2016**

MODEL

F54 (Clubman)	F55 (Hardtop 4-door)	F56 (Hardtop 2-door)	F57 (Convertible)
---------------	----------------------	----------------------	-------------------


SITUATION

MINI is conducting a Voluntary Safety Recall involving certain Model Year 2017 vehicles. This involves certain air bags from supplier Autoliv.

Depending upon the vehicle model, and the specific VIN, the air bag affected could be:

- One or both of the head airbag assemblies (left-side, right-side), and
- One or both of the knee (driver / passenger) airbags.

MINI is committed to helping you manage this recall campaign in the least disruptive fashion.

 All customers affected by this Recall have been sent final letters informing them that their vehicle is affected by this Recall. To assist you with customer concerns, please reference the attached Q & A that will be updated as information becomes available.

Alternative Mobility Solutions (AMS) Reimbursement

This MINI Recall/Service Action repair qualifies for Alternative Mobility Solution (AMS) expense reimbursement. Please refer to [SI M01 01 17](#) for claim submission details.

AFFECTED VEHICLES

This Recall Campaign involves 1,221 Model Year 2017 vehicles.

Vehicles in dealer inventory are affected by this recall/stop. Vehicles which require this Recall Campaign to be completed will show it as "Open" when checked either in AIR, the "Service Menu" of DCSnet (Dealer Communication System) or with the Key Reader.

The affected vehicles will be identified with the comment:



 UPDATE!

Note: 0072770100 Recall M72 01 16 Autoliv Air Bag Module.

CAUSE

Due to a supplier production error, certain air bags from supplier Autoliv may not have been produced to specifications.

CORRECTION

Replace the affected Air Bag Module

PROCEDURE

Vehicles F55, F56, F57:

The left and/or right knee air bag are possible.

Replace the appropriate air bags. See repair instructions

REP 72 12 004 "Removing and installing/replacing the air bag module for driver's knee protection"

or

REP72 12 006" Removing and installing/replacing the air bag module for front passenger knee protection"

Vehicles F54:

The left and/or right head air bag or driver and/or front passenger knee air bag are possible.

Replace the appropriate air bags. See repair instructions

REP 72 12 004"Removing and installing/replacing the air bag module for driver's knee protection",

or

REP72 12 006 "Removing and installing/replacing the air bag module for front passenger knee protection"

or

REP72 12 060 "Removing and installing/replacing left or right head airbag"



Note: It has come to our attention that when performing the head air bag replacement

special tool 83 30 2 230 142 does not properly engage the release tabs within the spring clips. A revised special tool is under development. Until this is available a straight pick tool can be used. Insert pick directly in center hole of spring clip. Two release tabs have to be pried inward to release clip.

UPDATE! PARTS INFORMATION



UPDATE!

Note: Please refer to the weekly Parts Matrix for the parts ordering procedure.

UPDATE!

Prior to starting any work, check to see if the VIN has an open campaign and if needed enter an IDS Ticket request. Only one VIN per IDS Ticket and enter part number 00 00 0 000 000 per Parts Matrix DCS. Parts will review the VIN and enter the order for the air bag(s) including any required hardware.

UPDATE!

When ordered this way you will receive ONLY the air bag(s) needed for this vehicle, each vehicle may require different modules replaced so this is the only of ordering.

UPDATE!

It's possible your order, or part of your order might go on backorder. Parts will reply to all Ticket requests with the part number(s) and backorder information if applicable. The part(s) must be installed in the VIN listed in the PO only.

Knee air bag parts list:		
Part Number	Description	Quantity
72 12 9 262 201	Driver's side knee protection air bag module F55 F56	1
	Passenger's side knee	

72 12 9 262 202	protection air bag module F55 F56	1
72 12 9 302 311	Driver's side knee protection air bag module F54 F57	1
72 12 9 302 312	Passenger's side knee protection air bag module F54 F57	1
07 14 9 165 429	Oval-head screw ISA M6X16 ZN SW	2 per air bag

Head air bag parts list:

Part Number	Description	Quantity
72 12 7 363 723	Left-hand head air bag F54	1
72 12 7 363 724	Right-hand head air bag F54	1
07 14 7 265 827	Blind rivet	4 per air bag

Important! Retention of Used Parts

The parts replaced and submitted through this Recall claim entry procedure are the property of MINI USA.



Attention: Inflatable airbags are classified as dangerous goods by the Department of

Transportation (DOT) and require special preparation, packing and labeling for transport.

Your dealer is responsible for following all rules and regulations that apply to the proper shipping of dangerous goods.

UPDATE! Dealers can use the Labelmaster® Dangerous Goods Information System (DGIS) for proper shipping procedures and guidelines. (Additional information for the DGIS can be found in SI B01 22 16)

Your center is responsible for the proper identification, storage and documentation of these parts. They must be held in a secure retention area until notification of claim payment is made by MINI USA through DCSnet.

A DCSnet part return tag will be generated for the requested parts. Inflatable air bags are classified as dangerous goods by department of transportation (DOT) and require special preparation, packing and labeling for transport.

UPDATE! Please **DO NOT** return these recalled air bag modules directly to Takata or the WPRC. They are to be returned to Lighting Resources as shown on the “Ship To” address listed on the part return tag.

UPDATE! Any parts not received by Lighting Resources within the 60 day part submission timeline may be subject to a claim debit.

UPDATE! **WARRANTY INFORMATION**

Reimbursement for this Recall will be via normal claim entry utilizing the following information:

Defect Code:	0072770100
---------------------	-------------------

Completion “before” vehicle delivery to the customer or the vehicle is already in the workshop (Plus work)

F54

Labor Operation:	Labor Allowance:	Description:
00 64 744	3 FRU	Replace driver or front passenger knee airbag
Or:		
00 64 745	5 FRU	Replace both knee air bags
Or:		
00 64 746	23 FRU	Replace left or right head air bags (only F54 without panorama glass roof)
Or:		
00 64 747	26 FRU	Replace both head air bags (only F54 without panorama glass roof)
Or:		
00 64 761	26 FRU	Replace left or right head air bag (only F54 with panorama glass roof)
Or:		
00 64 784	28 FRU	Replace both head air bags (only F54 with panorama glass roof)

F55, F56, F57

Labor Operation:	Labor Allowance:	Description:
00 64 744	3 FRU	Replace driver or front passenger knee air bag
Or:		
00 64 745	5 FRU	Replace both knee air bags

Completion after vehicle delivery to the customer (Main work)

F54

Labor Operation:	Labor Allowance:	Description:
00 64 256	5 FRU	Replace driver or front passenger knee air bag
Or:		
00 64 257	6 FRU	Replace both knee air bags
Or:		
00 64 258	24 FRU	Replace left or right head air bags (only F54 without panorama glass roof)
Or:		
00 64 259	27 FRU	Replace both head air bags (only F54 without panorama glass roof)
Or:		
00 64 260	27 FRU	Replace left or right head air bag (only F54 with panorama glass roof)
Or:		
00 64 261	30 FRU	Replace both head air bags (only F54 with panorama glass roof)

F55, F56, F57

Labor Operation:	Labor Allowance:	Description:
00 64 256	5 FRU	Replace driver or front passenger knee airbag

Or:		
00 64 257	6 FRU	Replace both knee airbags

ATTACHMENTS

View PDF attachment [Customer Letter 16V-914-577-MY16-17-MINI-AutolivAirBags-\(ApprovedByNHTSA\)](#).

View PDF attachment [M720116 QA](#).

View PDF attachment [Recall Notice M720116](#).

View PDF attachment [REP 72 12 004 - F54 F55 F56 F57 Drivers Knee airbag](#).

View PDF attachment [REP 72 12 006 - F54 F55 F56 F57 Passenger Knee airbag](#).

View PDF attachment [REP 72 12 060 - F54 Head Protection Airbag](#) .

[Copyright ©2017 BMW of North America, Inc.]

SAFETY RECALL NOTICE

To: All Center Operators, Sales Managers, Service Manager, Parts Manager and Warranty Processor

RE: Recall Campaign 16V-914: Autoliv Air Bag Modules – M72 01 16

BMW Group is conducting a Voluntary Safety Recall (effective December 15, 2016) involving the Autoliv Air Bag Module(s) in certain F54 (Clubman), F55 (Hardtop 4-door), F56 (Hardtop 2door) and F57 (Convertible).

Owners will be notified by First Class mail about the Recall and will be instructed to bring their vehicles in for a free repair when parts are available.

Please be reminded that it is a violation of federal law (The Safety Act) for you to sell, lease or deliver any new motor vehicle covered by this notification until the recall repair has been performed. This means that centers may not legally deliver new motor vehicles to consumers until they are fixed or use/sell replacement equipment/parts subject to this recall. Note also that substantial civil penalties apply to violations of the Safety Act.

Also, you should not sell, lease or deliver any Certified Pre-Owned or used vehicles subject to a safety recall until the repair is completed.

Please follow any special instructions that we provide to you for the return or disposition of recall parts.

We appreciate all your assistance with this Recall.

**Autoliv Air Bags
Safety Recall 16V-914
Model Year 2016-2017
BMW, MINI, Rolls-Royce
Last Updated 12/15/2016**

Q1. Which BMW Group models in the US are potentially affected by this Safety Recall?

Approximately 3,506 BMW Group vehicles (2,257 BMW, 1,221 MINI, 28 Rolls-Royce) in the US, as noted below, are potentially affected.

Series	Model	Model Year	Approx. Volume	Production Dates (2016)
F06	6 Series Gran Coupe (incl. M6)	2017	41	Sep – Oct
F07	5 Series Gran Turismo (not incl. 550xi)	2017	2	Sep – Oct
F10	5 Series Sedan (incl. Hyb.)	2016	99	Sep – Oct
F12	6 Series Convertible (incl. M6)	2017	102	Sep – Nov
F13	6 Series Coupe (incl. M6, not incl. 640xi, 650i)	2017	10	Oct
F33/F83	4 Series Convertible (incl. M)	2017	295	Aug – Sep
F48	X1 SAV	2017	1,531	Aug – Dec
F54	Clubman (incl. S, All4)	2017	528	Aug – Oct
F55	4-Door (incl. S)	2017	192	Aug – Sep
F56	2-Door (incl. S, JCW)	2017	346	Aug – Sep
F57	Convertible (incl. S, JCW)	2017	155	Aug – Sep
I01	i3 (BEV, REX)	2017	173	Sep
I12	i8	2017	4	Nov
RR6	Dawn	2017	28	Aug – Sep

Q2. What is the specific issue?

This safety recall involves certain air bags from supplier Autoliv which may not have been produced to specifications. Depending upon vehicle model, and specific VIN, the specific air bag, e.g., front passenger, front seat-mounted side (driver / passenger), head (left-side, right-side), knee (driver / passenger) could be affected.

Q2a. Is this issue related to Takata Air Bags?

No.

**Autoliv Air Bags
Safety Recall 16V-914
Model Year 2016-2017
BMW, MINI, Rolls-Royce
Last Updated 12/15/2016**

< continued on next page >

Q2b. Which specific air bag is affected on my vehicle?

Affected air bags, by vehicle model, are as noted below:

Series	Model	Model Year	Air Bag Affected
F06	6 Series Gran Coupe (incl. M6)	2017	Front (passenger)
F07	5 Series Gran Turismo (not incl. 550xi)	2017	Front (passenger)
F10	5 Series Sedan (incl. Hyb.)	2016	Front (passenger)
F12	6 Series Convertible (incl. M6)	2017	Front (passenger), Front seat-mounted side (driver/passenger)
F13	6 Series Coupe (incl. M6, not incl. 640xi, 650i)	2017	Front (passenger)
F33/F83	4 Series Convertible (incl. M)	2017	Front seat-mounted side (driver/passenger)
F48	X1 SAV	2017	Knee (driver/passenger), Head (left-side)
F54	Clubman (incl. S, All4)	2017	Knee (driver/passenger), Head (left-side/right-side)
F55	4-Door (incl. S)	2017	Knee (driver/passenger)
F56	2-Door (incl. S, JCW)	2017	Knee (driver/passenger)
F57	Convertible (incl. S, JCW)	2017	Knee (driver)
I01	i3 (BEV, REX)	2017	Knee (driver/passenger)
I12	i8	2017	Knee (driver/passenger)
RR6	Dawn	2017	Front seat-mounted side (driver/passenger)

Q3. What can happen as a result of this issue?

If the air bag was not produced to specifications, then in a crash of sufficient severity, the air bag may not deploy, increasing the risk of injury.

**Autoliv Air Bags
Safety Recall 16V-914
Model Year 2016-2017
BMW, MINI, Rolls-Royce
Last Updated 12/15/2016**

Q4. How did BMW Group become aware of this issue?

BMW Group became aware of this issue through its quality control procedures.

Q5. Why are other BMW Group vehicles not included in this Safety Recall?

Other vehicles were equipped with Autoliv air bags that were produced to specifications.

Q6. Can I determine if this issue exists in my vehicle?

No.

Q7. Can I continue to drive my vehicle?

Yes.

However, when you receive a letter asking you to have this recall performed by an authorized BMW center (or, MINI dealer, or Rolls-Royce Motor Cars dealer), please do so as soon as possible. If you are not the only driver of this vehicle, please advise all other drivers of this important information.

Q8. How will my vehicle be repaired?

The air bag(s) will be replaced.

Q9. Is BMW Group aware of any accidents, injuries, or fires involving these BMW Group vehicles associated with this Safety Recall?

No.

Q10. How will I be informed of this Safety Recall?

You will receive a letter in February via First Class mail advising you of this recall and to immediately schedule an appointment with an authorized BMW center (or, MINI dealer, or Rolls-Royce Motor Cars dealer) to have this recall performed.

- You can locate your nearest authorized BMW center at www.bmwusa.com/dealer.
- You can locate your nearest authorized MINI dealer at www.miniusa.com/dealer.
- You can locate your nearest authorized Rolls-Royce Motor Cars dealer at www.rollsroycemotorcars.com/dealer.

- To ensure BMW has your most recent contact and vehicle information, please register your vehicle at www.bmwusa.com/myBMW.
- To ensure MINI has your most recent contact and vehicle information, please register your vehicle at www.miniusa.com/ol.

**Autoliv Air Bags
Safety Recall 16V-914
Model Year 2016-2017
BMW, MINI, Rolls-Royce
Last Updated 12/15/2016**

Registration is free, and will give you access to factory initiated campaigns and other information specific to your BMW (or MINI).

Q11. How long will the repair take?

This repair may take several hours; however, additional time may be required depending upon your BMW center's (or, MINI dealer's, or Rolls-Royce Motor Cars dealer's) schedule. The repair will be performed free of charge by your authorized BMW center (or, MINI dealer, or Rolls-Royce Motor Cars dealer).

Q12. Do I have to wait for my letter in order to have my vehicle serviced?

Yes. we are in the process of implementing this program to ensure that the necessary parts, tools and procedures are available, prior to contacting you to schedule your vehicle to have this safety recall performed.

- For the latest updates to this recall, please visit www.bmwusa.com/recall.
- For the latest updates to this recall, please visit www.miniusa.com/recall.
- For the latest updates to this recall, please visit www.rolls-roycemotorcars.com/recall.

[INSERT "MINI"]

MINI LOGO]

f

IMPORTANT SAFETY RECALL – Remedy Available

This notice applies to your vehicle, [INSERT VIN]
Recall Campaign No. 16V-914: Air Bag Inflator

February 2017

DRAFT

Dear MINI Owner / Lessee:

This notice is sent to you in accordance with the National Traffic and Motor Vehicle Safety Act. BMW AG has decided that a defect, which relates to motor vehicle safety, exists in certain Model Year 2017 MINI Cooper 2-Door, 4-Door, Convertible, and Clubman vehicles. Our records indicate that you are the owner of a potentially affected vehicle.

Why are we contacting you?

This recall involves one or more air bags which may not have been produced to specifications. We are pleased to inform you that we have the necessary parts to complete this recall. **Please contact your authorized MINI dealer immediately to have this recall performed. To locate your nearest MINI dealer, visit www.miniusa.com/dealer.**

What could happen?

In a crash of sufficient severity, one or more air bags may not deploy, increasing the risk of injury. **If you are not the only driver of this vehicle, please advise all other drivers and passengers of this important information.**

What will MINI do?

The potentially affected air bag(s) will be replaced **free of charge**, and may take up to three hours depending upon the number and type of air bag(s).

What if the current vehicle ownership information is incorrect?

You can update vehicle ownership or your contact information by filling out the enclosed postage-paid card or by registering at www.miniusa.com/ol.

If you are a vehicle lessor, Federal Regulations require you to forward this notice to your lessee within ten days.

What if you have questions or experience problems?

Should you have any questions about this recall, please contact your authorized MINI dealer. If you need additional assistance, contact MINI Customer Relations and Services at 1-866-825-1525 or at MINI.Assistance@askminiusa.com. **For the latest updates to this recall, please visit www.miniusa.com/recall.**

If your MINI dealer is unable to remedy the defect without charge or within a reasonable period of time, you may notify the Administrator, National Highway Traffic Safety Administration, 1200 New Jersey Ave., S.E., Washington, DC 20590, call the toll-free Vehicle Safety Hotline at 1-888-327-4236 (TTY: 1-800-424-9153), or go to <http://www.safercar.gov>.

Please be assured that your safety is important to us and we sincerely apologize if this recall causes any inconvenience. We recommend that you and your passengers wear your safety belt at all times.

Sincerely,

MINI, a division of BMW of North America, LLC

Spanish translation on back side
Traducción en español en el lado inverso

Company
MINI USA
A division of
BMW Group Company

Mailing Address
PO Box 1227
Westwood NJ
07675-1227

Telephone
1-866-825-1525

Fax
(201) 930-8362

E-mail
MINI.Assistance@askminiusa.com

Internet
www.miniusa.com

REP-REP-RAF5672-7212004 Removing and installing/replacing airbag module for driver's knee protection; VIN: XXXXXXXX

ISTA system version	4.02.22.18112	Data version	R4.02.22.18112	Programming data	-
VIN	XXXXXXXX	Vehicle	MINI/F57/Convertible/Cooper/B36/AUT/US/left-hand drive/2016/10		
Int.lev.works	-	Int.lev. (cur.)	-	Int.lev.(tar.)	-
Mileage	0 km				

72 12 004

Removing and installing/replacing airbag module for driver's knee protection



Warning!

Read and comply with [safety instructions](#) for handling airbag modules and pyrotechnical belt tensioners.

Incorrect handling can activate airbag and cause injury.

A damaged head airbag must be replaced.

A damaged head airbag exhibits an impaired protective function and in extreme cases loses its protective function altogether.



Important!

Operations on pyrotechnical devices may only be carried out by authorised experts.

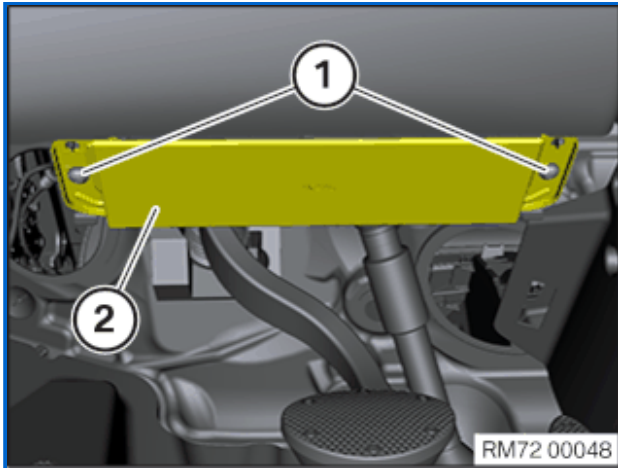
Improper, unauthorised operations may result in serious dangers.

Unauthorized persons are strictly prohibited from performing any

operations on this system.

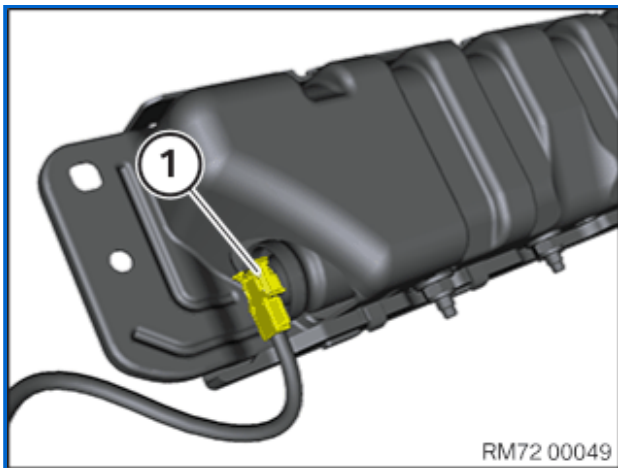


Removal:



Release screws (1).

Remove airbag module (2) downwards.



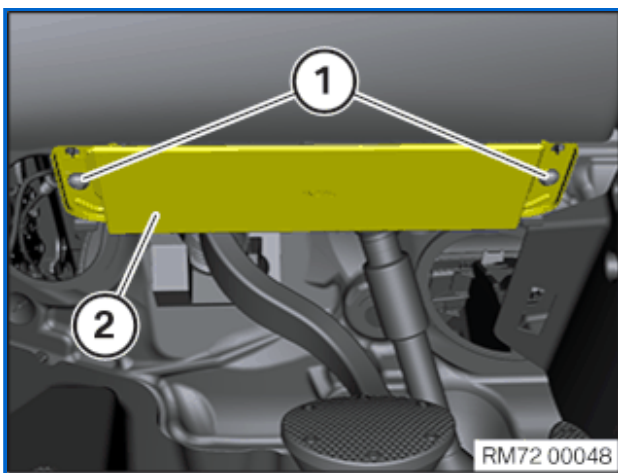
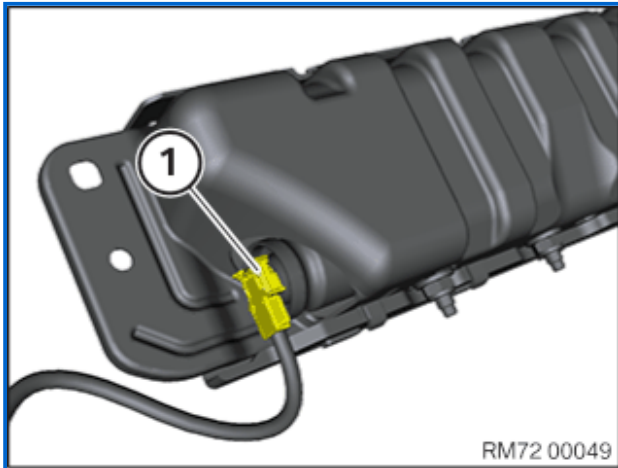
Unlock and disconnect the connector (1).

Remove airbag module.



Installation:

Connect the plug (1).



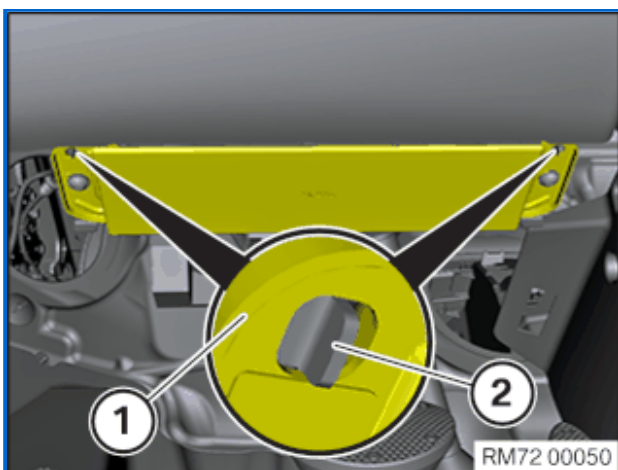
Position airbag module (2).

Tighten down screws (1).

Note:

Parts: Replace screws (1).

Tightening torque [72 12 2AZ](#).



Note:

Make sure airbag module (1) is correctly fitted on guides (2).

REP-REP-RAF5672-7212006 Removing and installing/replacing airbag module for passenger knee protection; VIN: XXXXXXXX

ISTA system version	4.02.22.18112	Data version	R4.02.22.18112	Programming data	-
VIN	XXXXXXX	Vehicle	MINI/F56/HAT/Cooper/B36/AUT/US/left-hand drive/2016/10		
Int.lev.works	-	Int.lev. (cur.)	-	Int.lev.(tar.)	-
Mileage	0 km				

72 12 006

Removing and installing/replacing airbag module for passenger knee protection



Warning!

Read and comply with [safety instructions](#) for handling airbag modules and pyrotechnical belt tensioners.

Incorrect handling can activate airbag and cause injury.

A damaged head airbag must be replaced.

A damaged head airbag exhibits an impaired protective function and in extreme cases loses its protective function altogether.



Important!

Operations on pyrotechnical devices may only be carried out by authorised experts.

Improper, unauthorised operations may result in serious dangers.

Unauthorized persons are strictly prohibited from performing any operations on this system.

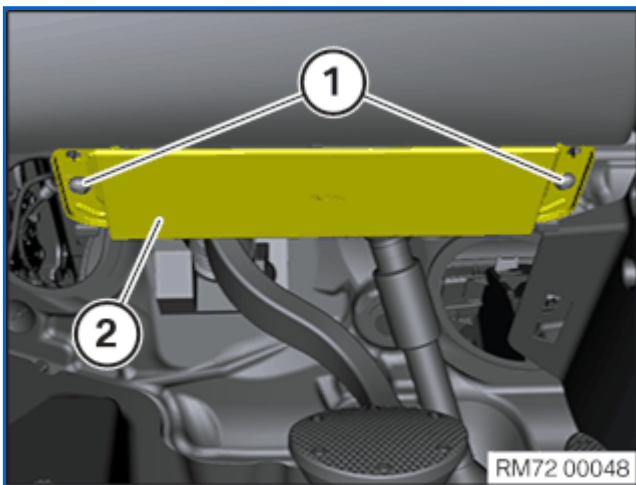


Necessary preliminary tasks:

- Removing [bottom right instrument panel trim](#)

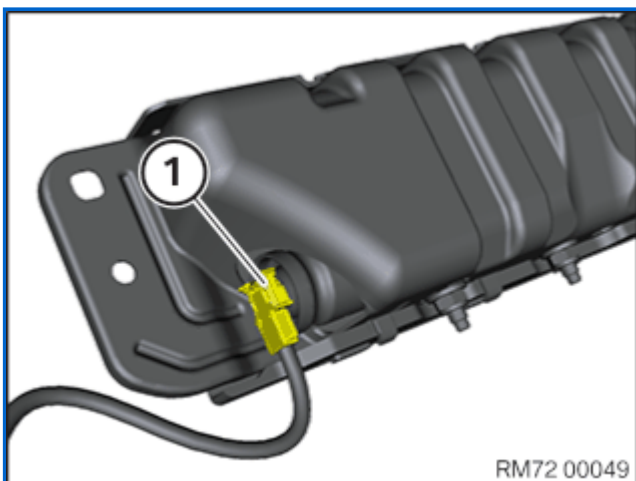


Removal:



Release screws (1).

Remove airbag module (2) downwards.

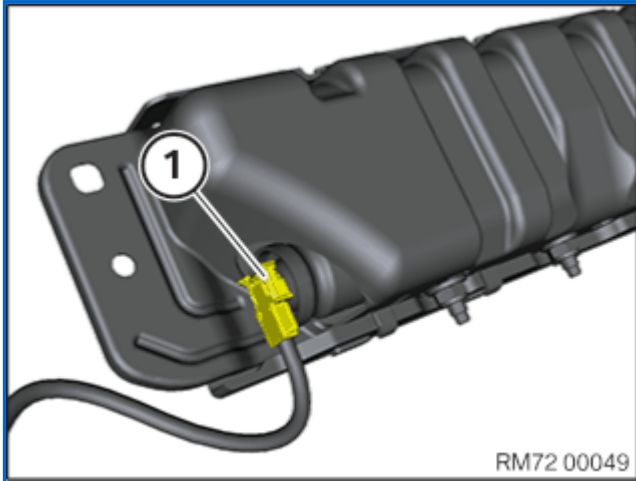


Unlock and disconnect the connector (1).

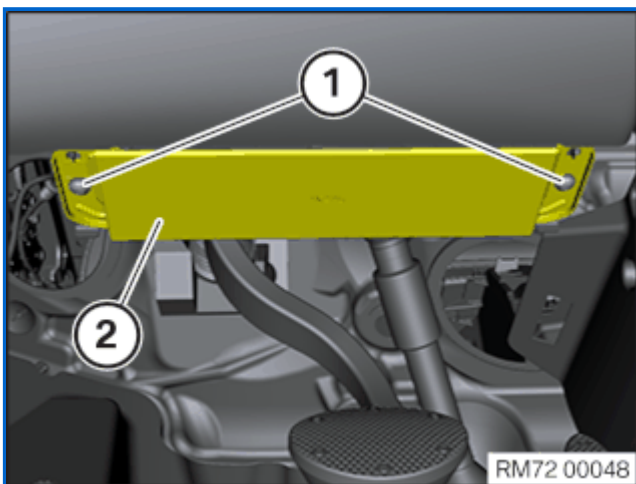
Remove airbag module.



Installation:



Connect the plug (1).



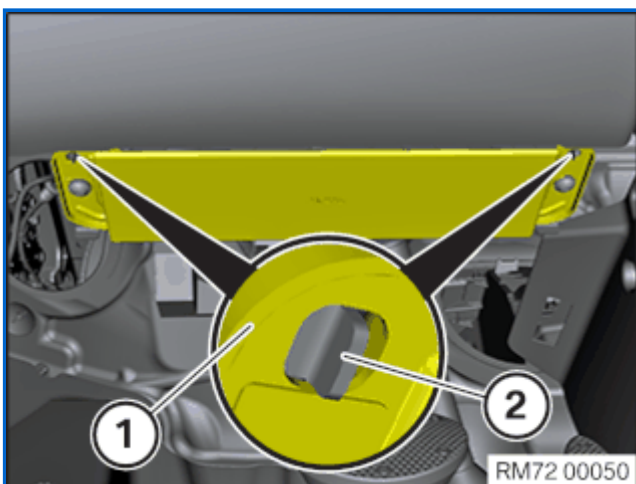
Position airbag module (2).

Tighten down screws (1).

Note:

Parts: Replace screws (1).

Tightening torque [72 12 2AZ](#).



Note:

Make sure airbag module (1) is correctly fitted on guides (2).



Required follow-up work:

- Install [bottom instrument panel trim](#), right

REP-REP-RAF5472-7212060 Removing and installing/replacing left or right head airbag
(version without slide/tilt sunroof), VIN: XXXXXXXX

ISTA system version	4.02.22.18112	Data version	R4.02.22.18112	Programming data	-
VIN	XXXXXXXX	Vehicle	MINI/F54/Clubman/Cooper/B36/AUT/US/left-hand drive/2016/10		
Int.lev.works	-	Int.lev. (cur.)	-	Int.lev.(tar.)	-
Mileage	0 km				

72 12 060

Removing and installing/replacing left or right head airbag (version without slide/tilt sunroof)

Special tools required:

- [2 230 142](#)



Important!

Operations on pyrotechnical devices may only be carried out by authorised experts.

Improper, unauthorised operations may result in serious dangers.

Unauthorized persons are strictly prohibited from performing any operations on this system.



Warning!

Read and comply with [safety instructions](#) for handling airbag modules and pyrotechnical belt tensioners.

Incorrect handling can activate airbag

and cause injury.

A damaged head airbag must be replaced.

A damaged head airbag exhibits an impaired protective function and in extreme cases loses its protective function altogether.



Necessary preliminary tasks:

- Disconnect [battery earth lead](#)
- Lower [roofliner](#)
- Follow [instructions](#) for unlocking and locking of airbag plug connections



Removal:



Important!

Lay out protective mats to protect the interior equipment against swarf from the drilled-out rivet and damage.


Lay out protective mats in the relevant working area:

- Instrument panel
- Entrance
- Passenger compartment


Use special tool [2 230 142](#) to unlock the clamp (1).




Unlock the clamps (1) using special tool [2 230 142](#) and remove.




Unlock the clamps (1) using special tool [2 230 142](#) and remove.



Unfasten plug connection (1) and disconnect.
 Drill out rivet heads (2).
 Note [instructions](#) for the removal of rivets.
 Remove gas generator (3).



Installation:




Mount gas generator (3).

Secure gas generator (3) with the rivets (2).

Follow [instructions](#) for riveting gas generators.

Connect and lock plug connection (1).




Secure clamps (1) to the body.

Note:

Clamps (1) must not be damaged or missing.

Replace defective retainers (1).



Secure clamps (1) to the body.

Note:

Clamps (1) must not be damaged or missing.

Replace defective retainers (1).



Remove protective mats from the vehicle.



Required follow-up work:

- [Connect battery earth lead](#)
- Fit the [headlining](#)