

# CrossRoads RV

6/9/2016


## SAFETY ADVISORY # 16-254 Outside Kitchen Seal

CrossRoads RV is conducting a voluntary RECALL notification campaign in accordance with the National Highway Transportation and Safety Act. It has been decided the vehicles in this recall population may have been manufactured with an opening between the inside and outside kitchens. Because of this condition the range burner flame may be extinguished when the exterior kitchen door is opened. Continued propane flow, in the presence of an ignition source, could result in a fire and/or explosion causing property damage and/or personal injury.

### Model and Serial Numbers Included:

2016 Hill Country, Model HCF33RL16, Serial Number Range:	E017236 - E017283
2016 Hill Country, Model HCT32RL16, Serial Number Range:	E017304 - E017324
2017 Hill Country, Model HCT33RL17, Serial Number Range:	E019143 - E019144
2016 Sunset Trail, Model SF33RL16, Serial Number Range:	E018304 - E018791
2017 Sunset Trail, Model SF33RL17, Serial Number Range:	E018969 - E019534
2016 Sunset Trail, Model ST310RL16, Serial Number:	E018604
2016 Sunset Trail, Model ST32RL16, Serial Number Range:	E018227 - E018638
2016 Sunset Trail, Model ST33RL16, Serial Number Range:	E018573 - E018904
2017 Sunset Trail, Model ST33RL17, Serial Number Range:	E018936 - E019343

**Parts Required per Unit:** CRV # 277090 - Stile - 3" X 43-1/8 Tuscany Maple (screws not included)  
(Fig. 1)




**Purchase Locally:** -Quantity (2) 2" Screws                      -Sealant

**Tools Required:** Screwdriver

### REPAIR INSTRUCTIONS


#### Step 1

Locate the trailer on a level, flat and hard surface. Chock the wheels.



#### Step 2

Open the outside kitchen and locate the opening to be covered by looking up. There should be a visible cleat that the screws can be installed into, Fig. 2.



**Step 3**

Mark the cleat location on the supplied stile, and start the screws.

**Step 4**

Insert the stile and fasten into place.

**Step 5**

Seal any gaps with silicone.

**WARRANTY REIMBURSEMENT**

Submit the claim on the Crossroads RV Dealer Portal with **Safety Advisory # 16-254** noted in the customer complaint section of the form using **Flat Rate Code # 7525442A**. The amount of time authorized is 0.5 hours.

If you have questions please contact us at: 855-226-7496

