



GROUP
**Safety Recall
Campaign**

MODEL
**2006~2014MY
Sedona (VQ)**

NUMBER
SC134

DATE
July 2016

VOLUNTARY SAFETY RECALL CAMPAIGN

**SUBJECT: SECONDARY HOOD LATCH REPLACEMENT OR INSPECTION
AND LUBRICANT APPLICATION**

This bulletin provides the procedure(s) to replace or inspect and lubricate the secondary hood latch in certain 2006-2014 MY Kia Sedona vehicles produced from June 15, 2005 through April 4, 2014. The secondary hood latch may bind and remain in the open position when the hood is closed. If the hood is not properly and fully closed to the lock position, the hood could unexpectedly open while driving, increasing the risk of a vehicle crash. For the affected vehicles originally sold or currently registered in one of twenty-eight (28) salt belt states where heavy amounts of road salt are used for de-icing in the winter months, the secondary hood latch is to be replaced. (The 28 salt belt states are: AK, CT, DC, DE, IA, IL, IN, MA, MD, ME, MI, MN, MO, NH, NJ, NY, OH, PA, RI, VT, WI, WV, KS, KY, NE, ND, SD and UT.) For vehicles not originally sold and not currently registered in one of twenty-eight (28) salt belt states, the secondary hood latch is to be inspected and replaced if necessary. If replacement is not warranted, the secondary hood latch is to get cleaned and lubricated according to the Lubrication procedure on Page 3 of this bulletin. Before conducting the procedure, verify the vehicle is included in the list of affected VINs.



★ NOTICE

There is no charge to the vehicle owner for this repair. Under applicable law, you may not sell or otherwise deliver any affected Sedona (VQ) until it has been repaired pursuant to the procedures set forth in this bulletin.

File Under: <Voluntary Safety Recall Campaign>

Circulate To: General Manager Service Manager Parts Manager

Service Advisor(s) Technician(s) Body Shop Manager Fleet Repair


**SUBJECT: SECONDARY HOOD LATCH REPLACEMENT OR INSPECTION
AND LUBRICANT APPLICATION (SC 134)**

*** NOTICE**


To assure complete customer satisfaction, always remember to refer to WebDCS Warranty Coverage (validation) Inquiry Screen (Service > Warranty Coverage >Warranty Coverage Inquiry) for a list of any additional campaigns that may need to be performed on the vehicle before returning it to the customer.

Service Procedure (for all vehicles currently registered or originally sold in the 28 salt belt states listed on page 1):

1. Open the hood and remove the bolt (A) securing the secondary hood latch.



2. Remove the secondary hood latch release lever rod from the clip (B) attached to the release lever.



*** NOTICE**

Use a flat head screwdriver to carefully detach the clip holding the rod.

3. Install the improved secondary hood latch in the reverse order of removal. Verify proper operation of secondary hood latch while opening and closing the hood. Ensure the secondary hood latch keeps the hood from opening unless the secondary hood latch release is activated.



**SUBJECT: SECONDARY HOOD LATCH REPLACEMENT OR INSPECTION
AND LUBRICANT APPLICATION (SC 134)**

Inspection and Lubrication Procedure (for non-salt belt states):

1. Open the hood and inspect the operation of the secondary hood latch.

*** NOTICE**

Operate the secondary hood latch.

- If there is no evidence of sticking or binding, apply WD-40 Specialist Lubricant on the rod riveting area.
- If the latch is sticking or binding, replace the latch per steps 1-3 on page 2.




Application of WD-40 Specialist Lubricant:

1. Apply a sufficient amount of WD-40 Specialist lubricant onto rod, riveting area, and clip.

*** NOTICE**


An 11oz (311g) container of WD-40 Specialist will be enough to cover over 20 vehicles.




2. Verify proper operating of secondary hood latch. Wipe off any excess lubricant.

SUBJECT: SECONDARY HOOD LATCH REPLACEMENT OR INSPECTION AND LUBRICANT APPLICATION (SC 134)

REQUIRED PARTS:

Part Name	Part No.	Qty.	Figure	Comments
Secondary Hood Latch	81142 4D000QQK	1		Riveting Type ↓ Clip Type

REQUIRED PARTS:

Part Name	Part No.	Qty.	Figure	Comments
WD-40 Specialist Lubricant	N/A	1		11oz (311g) Sourced locally

AFFECTED VEHICLE PRODUCTION RANGE:

Model	Production Date Range
Sedona (VQ)	From June 15, 2005 through April 4, 2014

WARRANTY CLAIM INFORMATION:

Claim Type	Causal P/N	Qty.	N Code	C Code	Repair Description	Labor Op Code	Op Time	Replacement P/N	Qty.
R	81140 4D000	0	N99	C99	(SC134) Secondary Hood Latch Inspection and Lubrication	160059R1	0.2 M/H	N/A	0
R	81140 4D000	0	N99	C99	(SC134) Secondary Hood Latch Replacement	160059R2	0.2 M/H	81142 4D000QQK	1

Note: use sublet code X1 for reimbursement of WD-40 Specialist Lubricant (\$0.50 per vehicle)