	GROUP <b>Safety Recall Campaign</b>	MODEL <b>2013MY Forte (TD)</b>
	NUMBER <b>SC 132 (REV 1 6/28/2016)</b>	DATE <b>June 2016</b>
<b>VOLUNTARY SAFETY RECALL CAMPAIGN</b>		
SUBJECT: <b>FRONT SEAT BELT ASSEMBLY (SC 132)</b>		

**\* NOTICE**

**This bulletin has been revised to include additional information. New/revised sections of this bulletin are indicated by a black bar in the margin area.**

This bulletin provides the procedure to inspect, and replace if necessary, the front seat belt assemblies on certain 2013MY Forte vehicles produced from 9/10/2012 through 10/31/2012. The screws holding the seat belt retractor's retaining plate in a small number of vehicles may not have been properly tightened due to a machining error in the screw threads by the supplier. As a result, the plate can break during certain frontal impact collisions. The broken piece of the plate may come in contact with an occupant thereby increasing the risk of injury.

To correct this condition, Kia is launching a safety recall campaign to inspect, and replace if necessary, the front seat belt assemblies as outlined in this bulletin.



**\* NOTICE**

**There is no charge to the vehicle owner for this repair. Under applicable law, you may not sell or otherwise deliver any affected vehicle until it has been repaired pursuant to the procedures set forth in this bulletin.**

**File Under: <Voluntary Safety Recall Campaign>**


- 
- General Manager   
 Service Manager   
 Parts Manager  
 Service Advisors   
 Technicians   
 Body Shop Manager   
 Fleet Repair

**\* NOTICE**

To improve customer satisfaction, always remember to refer to WebDCS Warranty Coverage (validation) Inquiry Screen (Service> Warranty Coverage> Warranty Coverage Inquiry) for a list of any additional campaigns or service actions that may need to be performed on the vehicle before returning it to the customer.

**LOT Number Inspection Procedure:**

1. Remove the center pillar lower trim by referring to “Body (Interior and Exterior) → Seat Belt → Front Seat Belt → Repair Procedures” in the applicable Workshop Manual.
2. Check the manufacturing date in the LOT number on the front seat belt assembly as shown.



3. If the LOT number indicates a manufacturing date (A) of “120905,” replace the seat belt assembly.  
(Refer to the “Replacement Procedure” on Page 3.)



**SUBJECT:****FRONT SEAT BELT ASSEMBLY (SC 132)**

4. If the date (A) on the label is **not** “120905,” no further action on this assembly is required. Reassemble the trim pieces.
5. Repeat Steps 1-4 for the opposite side belt assembly.




**Seat Belt Assembly Replacement Procedure:**

1. Remove the front seat belt assembly by referring to the “Body (Interior and Exterior) → Seat Belt → Front Seat Belt → Repair Procedures” in the applicable Workshop Manual.
2. Install the new front seat belt assembly in the reverse order of removal.

**Tightening Torque**

**28.9 ~ 39.8 lb.ft (39.2 ~ 53.9 Nm 4.0 ~ 5.5 kgf.m)**

## REQUIRED PARTS:

Part Name	Qty	Part Number		Remarks
		Previous	New	
Front Seat Belt Assembly	1			Replace <b>only</b> those parts manufactured on September 5, 2012 (shown as “120905” on the label).
				
		88810 1M800WK	88810 1M800WKQQK	
		88820 1M800WK	88820 1M800WKQQK	RH

SUBJECT:

## FRONT SEAT BELT ASSEMBLY (SC 132)

## AFFECTED VEHICLE PRODUCTION RANGE:

Model	Production Date Range
Forte (TD)	September 10, 2012 through October 31, 2012

## WARRANTY INFORMATION:

Claim Type	Causal P/N	Qty	N Code	C Code	Repair Description	Labor Op Code	Op Time	Replacement P/N	Qty
					(SC 132) Inspect LOT number of front seat belt assembly (Both Sides)	161050R0	0.4 M/H	None	0
R	88810 1M800WK	0	A32	ZZ4	(SC 132) Inspect LOT number of front seat belt assembly and replace the front seat belt assembly (One Side)	161050R1	0.5 M/H	(LH) 88810 1M800WKQQK Or (RH) 88820 1M800WKQQK	1
					(SC 132) Inspect LOT number of front seat belt assembly and replace the front seat belt assembly (Both Sides)	161050R2	0.7 M/H	(LH) 88810 1M800WKQQK And (RH) 88820 1M800WKQQK	1 1

Note: \*Only one labor Op can be claimed