

# Product Safety Recall

## 15816 Front Passenger Air Bag Inflator



Reference Number: N150816  
GWM Number: 2015816

Release Date: May 2016  
Revision: 00

<b>Attention:</b>	It is a violation of Federal law for a dealer to deliver a new motor vehicle or any new or used item of motor vehicle equipment (including a tire) covered by this notification under a sale or lease until the defect or noncompliance is remedied.
-------------------	--

Make	Model	Model Year		RPO	Description
		From	To		
Pontiac	Vibe	2008	2008		

Involved vehicles are marked "open" on the Investigate Vehicle History screen in GM Global Warranty Management system. This site should always be checked to confirm vehicle involvement prior to beginning any required inspections and/or repairs.

<b>Condition</b>	<p>The Pontiac Vibe was manufactured by New United Motor Manufacturing, Inc. (NUMMI), a joint venture between Toyota and GM. Toyota has decided that a defect, which relates to motor vehicle safety, exists in all 2008 model year Pontiac Vibe vehicles currently registered or previously registered in Alabama, Florida, Georgia, Hawaii, Louisiana, Mississippi, South Carolina, Texas, Guam, Puerto Rico, Saipan, U.S. Samoa or U.S. Virgin Islands. As a result, GM is conducting a safety recall.</p> <p>The subject vehicles are equipped with front passenger air bag inflators (Takata-designated SPI, PSPI, or PSPI-L) which may have been manufactured in such a way as to have a potential for the intrusion of moisture over time. Depending on the circumstances, this potential condition could create excessive internal pressure when the air bag is deployed, which could result in the body of the inflator rupturing upon deployment. In the event of an inflator rupture, metal fragments could pass through the air bag cushion material, which may result in injury or death to vehicle occupants.</p>
<b>Correction</b>	Dealers are to replace the front passenger air bag inflator.

### Part Information

**Note:** Due to flight restrictions for the transport of hazardous material shipments, replacement inflator modules cannot be air freighted for overnight delivery. Orders will arrive via FedEx Ground or with the normal PDC delivery. Therefore, dealers should only order as DRO = Daily Replenishment Order or CSO = Customer Special Order. Please plan accordingly for the required transit time to reach your facility. Dealers should not place SPAC orders as this will delay shipment and will not provide visibility of the order in the parts ordering system. Please note, parts will not be shipped overnight.

Quantity	Part Name	Part No.
1	AIR BAG ASM, I/P*	84103467
1	HARNESS ASM, AIR BAG WRG (ADAPTER KIT)	84103466

\* Do not discard or destroy the box containing the new passenger air bag inflator, it will be needed to return the used inflator. The box contains special instructions for the packaging and shipment of the used inflator. The instructions must be followed without exception. DO NOT DEPLOY ANY INFLATOR.

Refer to pages 1-2 of the instructions included with the new inflator. The used inflator must be returned within 2 business days of its removal from an involved vehicle. The person packing and shipping the used inflator must have received hazardous material training as per section 1.7.4.1 of the GM Service Policies and Procedures Manual and the training records must be on file at your dealership.

### Warranty Information

Labor Operation	Description	Labor Time	Trans. Type	Net Item
9101029	Replace Front Passenger Air Bag Inflator	0.7*	ZFAT	N/A

\* Includes 0.2 hour administrative allowance for return of the used inflator (document preparation and packaging).

# Product Safety Recall

## 15816 Front Passenger Air Bag Inflator



### Service Procedure

**Note:** This field action bulletin provides service repair and labor time information for replacing the passenger side air bag inflator module. Other repairs, if required, are to be billed under warranty, goodwill assistance or customer pay.

1. Connect the scan tool and determine if any diagnostic trouble codes (DTCs) have been set. Record set DTCs, if present, on the job card.
2. Remove the instrument panel (I/P) compartment. Refer to *Instrument Panel Compartment Replacement* in SI.
3. Disconnect cable from negative battery terminal. Refer to *Battery Negative Cable Disconnection and Connection* in SI.

**Danger:** Wait at least 90 seconds after disconnecting the cable from the negative battery terminal to prevent air bag and seat belt pretensioner deployment.

**Caution:** Avoid scratching or damaging the dashboard assembly. Place protective tape on the dashboard if needed.

4. Remove the instrument panel passenger air bag assembly. Refer to *Air bag Instrument Panel Module Replacement* in SI.
5. Place the air bag module on a clean work bench.

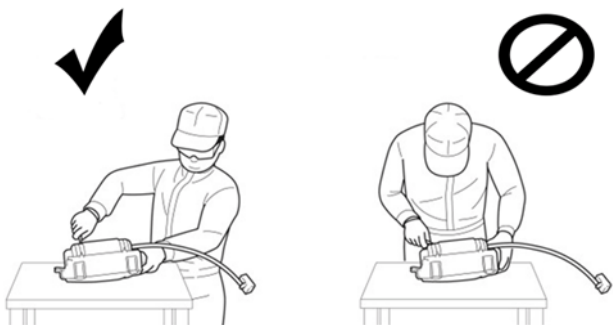
### Safety Precautions

**Warning:** If an air bag system is not handled using proper procedures and methods, it may be activated accidentally during work resulting in a life-threatening serious accident. If the service procedure is NOT performed correctly, the system may fail to activate when needed. Be sure to perform the proper work safely and according to the instructions in this service procedure.

- **Eliminate Static Electricity.** Before start of work, touch a metallic portion of the vehicle with a bare hand to discharge static electricity charged on your body.
- **DO NOT Measure Resistance.** DO NOT measure resistance of air bag components. Measuring current of a circuit tester may cause accidental activation.
- **Handle The Air Bag Properly.** If an inflator is dropped, replace it with a **NEW** inflator.
- **DO NOT Allow Foreign Objects Near Air bag.** Collect and account for all removed nuts/bolts to prevent them from landing in the air bag assembly. Any foreign objects in the air bag assembly may cause damage or injury if the air bag is activated.
- **Wear Protective Equipment.** Always wear appropriate protective equipment when working on the air bag.

**Danger:** To avoid personal injury or death, it is critical to use an air bag module bracket when replacing an inflator module. Carefully read and follow the instructions below:

**Caution:** Remember to periodically touch a metallic part of the vehicle to discharge static electricity in the body if the anti-static kit is not being used.



# Product Safety Recall

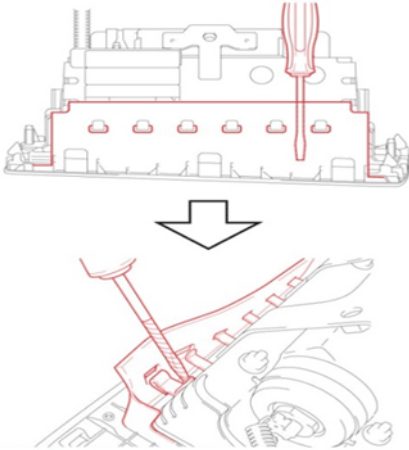
## 15816 Front Passenger Air Bag Inflator



**Caution:** Avoid standing directly over the inflator.

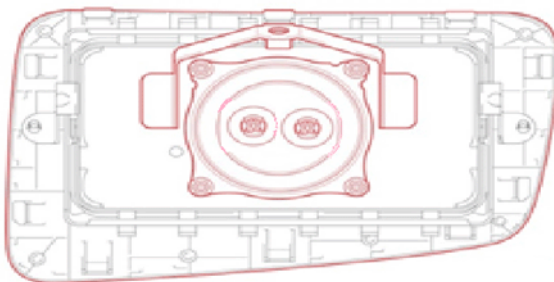
**Note:** Place clean sheets of paper on the bench inflator side up.

1. Carefully place the air bag on the bench inflator side up.
2. Wrap a flat-blade screwdriver with tape.



4486638

3. Remove the cover.
  - 3.1. Gently insert the screwdriver between the air bag door and module and disengage the claws holding the door to the module.
  - 3.2. After all the claws have been disengaged, separate the module from the door.
  - 3.3. Mark the old module so it is not reused.
  - 3.4. Inspect the door for damage to the mounting slots.

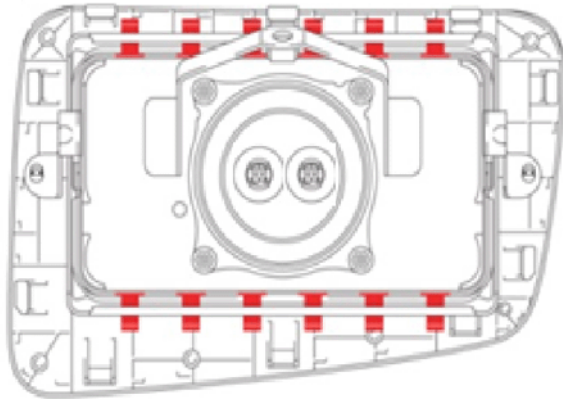


4486640

4. Install the new module.
  - 4.1. Carefully slide the new module into the air bag door. Note the mounting direction.

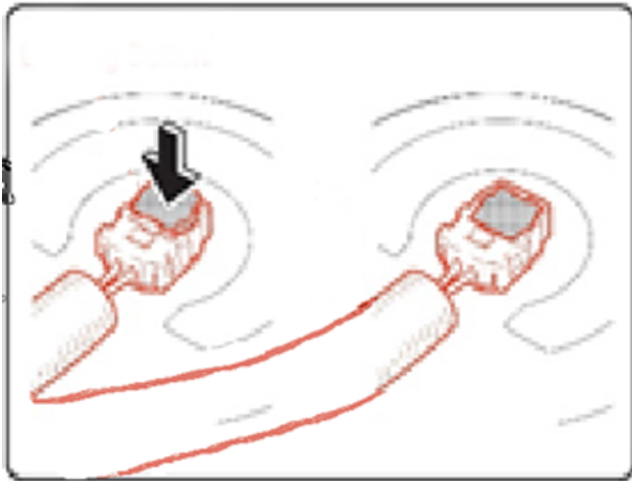
# Product Safety Recall

## 15816 Front Passenger Air Bag Inflator



4486641

- 4.2. Reengage the tangs of the module into the door using the screwdriver with the shaft wrapped in tape.



4486647

- 4.3. Connect the new harness to the new module.
- 4.4. Press the lock tab down.
5. Install the instrument panel passenger air bag assembly. Refer to *Air bag Instrument Panel Module Replacement* in SI.
6. Install the instrument panel (I/P) compartment. Refer to *Instrument Panel Compartment Replacement* in SI.
7. Connect cable from negative battery terminal. Refer to *Battery Negative Cable Disconnection and Connection* in SI.
8. Connect the scan tool and determine if any diagnostic trouble codes (DTCs) have been set. Clear set DTCs, if required. Ensure no DTCs set after scan tool evaluation.

### Dealer Responsibility – For USA and Export (USA States, Territories, and Possessions)

It is a violation of Federal law for a dealer to deliver a new motor vehicle or any new or used item of motor vehicle equipment (including a tire) covered by this notification under a sale or lease until the defect or noncompliance is remedied.

The US National Traffic and Motor Vehicle Safety Act provides that each vehicle that is subject to a recall of this type must be adequately repaired within a reasonable time after the customer has tendered it for repair. A failure to repair within sixty days after tender of a vehicle is prima facie evidence of failure to repair within a reasonable time. If the condition is not adequately repaired within a reasonable time, the customer may be entitled to an identical or reasonably equivalent vehicle at no charge or to a refund of the purchase price less a reasonable allowance for depreciation. To avoid having to provide these burdensome remedies, every effort must be made to promptly schedule an appointment

# Product Safety Recall

## 15816 Front Passenger Air Bag Inflator



with each customer and to repair their vehicle as soon as possible. In the recall notification letters, customers are told how to contact the US National Highway Traffic Safety Administration if the recall is not completed within a reasonable time.

### Dealer Responsibility – All

All new, used, GM Certified Used, courtesy transportation vehicles, dealer shuttle vehicles, etc. in dealers' possession and subject to this recall must be held and inspected/repaired per the service procedure of this bulletin before customers take possession of these vehicles. Involved vehicles must be held and not delivered to customers, dealer-traded, released to auction, used for demonstration, or any other purpose.

All GM Certified Used vehicles currently in the dealers' inventory within the Certified Pre-Owned Inventory System (CPOIS) will be de-certified and must be held and remedied per the service procedure in this bulletin. Upon submitting an accepted/paid warranty transaction in the Global Warranty Management (GWM) system, the vehicle can be re-certified for sale within the CPOIS system, or once again be used in the CTP program.

Dealers are to service all vehicles subject to this recall at no charge to customers, regardless of mileage, age of vehicle, or ownership, from this time forward.

Customers who have recently purchased vehicles sold from your vehicle inventory, and for which there is no customer information indicated on the dealer listing, are to be contacted by the dealer. Arrangements are to be made to make the required correction according to the instructions contained in this bulletin. A copy of the customer letter is provided in this bulletin for your use in contacting customers. Recall follow-up cards should not be used for this purpose, since the customer may not as yet have received the notification letter.

In summary, whenever a vehicle subject to this recall enters your vehicle inventory, or is in your dealership for service in the future, you must take the steps necessary to be sure the recall correction has been made before selling or releasing the vehicle.

### Dealer Reports

For dealers with involved vehicles, a listing with involved vehicles has been prepared and will be provided to U.S. and Canadian dealers through the GM GlobalConnect Recall Reports, or sent directly to export dealers. The listing may contain customer names and addresses obtained from Motor Vehicle Registration Records. The use of such motor vehicle registration data for any purpose other than follow-up necessary to complete this recall is a violation of law in several states/provinces/countries. Accordingly, you are urged to limit the use of this report to the follow-up necessary to complete this recall.

### Courtesy Transportation – For USA and Canada

For purposes of this recall, it is permissible to provide a rental vehicle to those customers who express concern about continuing to operate their vehicle until the recall repair can be performed or who require alternate transportation while their vehicle is at the dealer for performance of the recall repair. The availability of courtesy transportation to such customers is very important in maintaining customer satisfaction. Dealers are to ensure that these customers understand that shuttle service or some other form of courtesy transportation is available and will be provided at no charge. See General Motors Service Policies and Procedures Manual, Section 6.1.10 – Courtesy Transportation, for details.

### Customer Notification

USA and Canada - General Motors will notify customers of this recall on their vehicle (see copy of customer letter included with this bulletin).

Export - Letters will be sent to known owners of record located within areas covered by the U.S. National Traffic and Motor Vehicle Safety Act. For owners outside these areas, dealers should notify customers using the attached sample letter.

GM bulletins are intended for use by professional technicians, NOT a "do-it-yourselfer". They are written to inform these technicians of conditions that may occur on some vehicles, or to provide information that could assist in the proper service of a vehicle. Properly trained technicians have the tools, equipment, safety instructions, and know-how to do a job properly and safely. If a condition is described, **DO NOT** assume that the bulletin applies to your vehicle, or that your vehicle will have that condition. See your dealer for information on whether your vehicle may benefit from the information.



**We Support  
Voluntary Technician  
Certification**



# IMPORTANT SAFETY RECALL

May 2016

This notice applies to your vehicle, **VIN:** \_\_\_\_\_

Dear General Motors Customer:

This notice is sent to you in accordance with the National Traffic and Motor Vehicle Safety Act.

The Pontiac Vibe was manufactured by New United Motor Manufacturing, Inc. (NUMMI), a joint venture between Toyota and General Motors.

Toyota has decided that a defect, which relates to motor vehicle safety, exists in all 2008 model year Pontiac Vibe vehicles. As a result, GM is conducting a safety recall. We apologize for this inconvenience. However, we are concerned about your safety and continued satisfaction with our products.

## IMPORTANT

- Your vehicle is involved in GM safety recall 15816.
- **Parts are available to repair your vehicle.** Schedule an appointment with your GM dealer.
- This service will be performed for you at **no charge**.

**Why is your vehicle being recalled?**

The subject vehicles are equipped with front passenger air bag inflators which may have been manufactured in such a way as to have a potential for the intrusion of moisture over time. Depending on the circumstances, this potential condition could create excessive internal pressure when the air bag is deployed, which could result in the body of the inflator rupturing upon deployment. In the event of an inflator rupture, metal fragments could pass through the air bag cushion material, which may result in injury or death to vehicle occupants.

**What will we do?**

Your GM dealer will replace your vehicle's front passenger air bag inflator. This service will be performed for you at **no charge**. Because of service scheduling requirements, it is likely that your dealer will need your vehicle longer than the actual service correction time of approximately one hour.

**Until the repair is performed, the front passenger seat should NOT be occupied.**

**What should you do?**

You should contact your GM dealer to arrange a service appointment as soon as possible.

**Do you have questions?**

If you have questions or concerns that your dealer is unable to resolve, please contact the appropriate Customer Assistance Center at the number listed below.

Division	Number	Text Telephones (TTY)
Pontiac	1-800-620-7668	1-800-833-7668
Puerto Rico – English	1-800-496-9992	
Puerto Rico – Español	1-800-496-9993	
Virgin Islands	1-800-496-9994	

If after contacting your dealer and the Customer Assistance Center, you are still not satisfied we have done our best to remedy this condition without charge and within a reasonable time, you may wish to write the Administrator, National Highway Traffic Safety Administration, 1200 New Jersey Avenue, SE, Washington, DC 20590, or call the toll-free Vehicle Safety Hotline at 1.888.327.4236 (TTY 1.800.424.9153), or go to <http://www.safercar.gov>. The National Highway Traffic Safety Administration Campaign ID Number for this recall is 16V128.

Federal regulation requires that any vehicle lessor receiving this recall notice must forward a copy of this notice to the lessee within ten days.

Jeffrey M. Boyer  
Vice President  
Global Vehicle Safety