

# Update to Load Carrying Capacity Modification (Addendum) Label (SET16A) IMPORTANT SAFETY RECALL

This notice applies to your vehicle, VIN: [REDACTED]

June 3, 2016



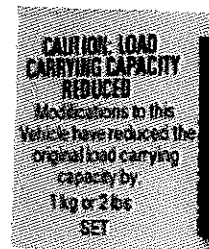
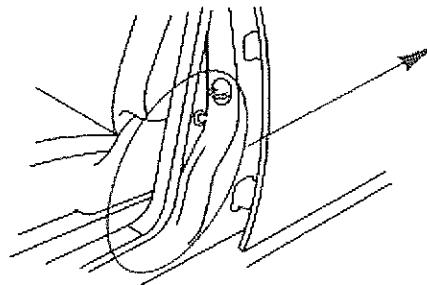
Dear Owner:

This notice is sent to you in accordance with the requirements of the National Traffic and Motor Vehicle Safety Act. Southeast Toyota Distributors, LLC has determined that your vehicle fails to conform to Federal Motor Vehicle Safety Standards (FMVSS) No. 110, "Tire Selection and Rims."

### What is the condition?

The Addendum Label is a yellow label (see diagram below) located on the driver's side center pillar. The label provides the weight of accessories added to your vehicle which were not already taken into account in the vehicle occupant and cargo carrying capacity located on the Tire and Loading Information Label.

In the affected vehicles, the current Addendum Label is not accurate to within one percent (1%) of the weight of accessories installed on the vehicle. A driver may overload a vehicle which may increase the risk of a crash.



### What will Southeast Toyota Distributors, LLC do?

Enclosed, you will find a new Addendum Label for your specific vehicle (VIN listed above).

### What should you do?

**Please assist us by affixing the enclosed Addendum Label to your vehicle. Installation instructions are located on the following page.**

- If you no longer own the vehicle, please call Southeast Toyota Distributors, LLC at 1-800-301-6859, **press 1 for Southeast Toyota.**
- If you are a vehicle Lessor, Federal law requires you to forward a copy of this notice to the Lessee within ten days.

### What should you do if you have further questions or any problems?

If you have a problem updating your label, a Toyota/Scion dealer will install the label for free. Please contact either:

- Your local Toyota/Scion Dealer; or
- **Southeast Toyota Distributor's Customer Assistance Center at 1-800-301-6859, press 1 for Southeast Toyota.**

If you believe that the dealer or Southeast Toyota Distributors, LLC has failed, or is unable to remedy the noncompliance within a reasonable time, you may submit a complaint to the Administrator, National Highway Traffic Safety Administration, 1200 New Jersey Avenue S.E., Washington, DC 20590 or call the toll free Vehicle Safety Hot Line at 1-888-327-4236 (TTY: 1-800-424-9153), or go to <http://www.safercar.gov>.

We have sent this notice in the interest of your continued satisfaction with our products, and we sincerely regret any inconvenience this condition may have caused you.

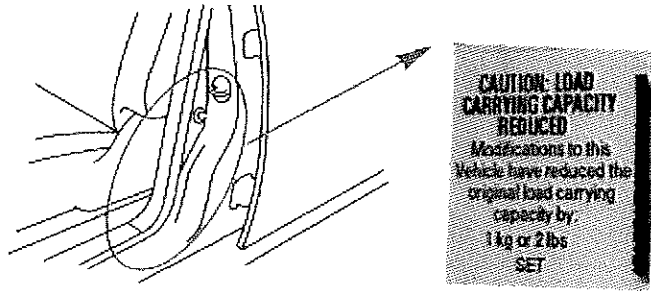
Thank you for driving a Toyota.

Sincerely,  
Southeast Toyota Distributors, LLC.

## Addendum Label Installation Instructions

### 1. Affected Vehicles that currently have an Addendum Label

- a. Locate the Addendum Label currently installed on your vehicle, see illustration below.



**(Addendum Label size and location may vary by model)**

- b. Clean the Addendum Label currently installed on your vehicle and the surrounding areas with a clean, dry cloth to remove any dust or dirt.
- c. Affix the new Addendum Label on top of the current label installed on your vehicle.

Note: If you have a larger Addendum Label that is being updated to a smaller version, you may remove the original Addendum Label and apply the new one in its place.