



**BLUE BIRD**

## **SECOND FINAL NOTICE**

**DATE: MARCH 11, 2016**  
**TO: BLUE BIRD OWNERS**  
**SUBJECT: RECALL R15YC**  
**C E WHITE QUASI-STATIC GUSSET FASTENERS**

According to our records, we have not received confirmation that the above referenced recall dated April 2, 2015, has been completed. A copy of Recall R15YC is attached.

Your buses affected by Recall R15YC are identified by Blue Bird body number and VIN under Section 2 on the enclosed cover sheet.

If this is the first time you received notification of Recall R15YC, please read the enclosed notification carefully and follow the instructions provided. Recall R15YC must be completed as soon as possible.

If you have already had R15YC performed on your affected buses, please complete and mail the enclosed pink R15YC recall reply sheet to us in the enclosed postage paid pink reply envelope so we may update our recall records. Be sure the reply sheet is filled out properly.

Questions regarding this recall campaign should be directed to me at (478) 822-2242 or [lisa.hancock@blue-bird.com](mailto:lisa.hancock@blue-bird.com).

Thank you for your prompt attention to this matter.

Sincerely,

Lisa Hancock  
Corporate Recall Administrator  
Blue Bird Body Company

**BLUE BIRD BODY COMPANY**  
P.O. Box 937 – 402 Blue Bird Blvd – Fort Valley, Georgia – (478) 825-2021



R15YC

**IMPORTANT SAFETY RECALL NOTICE**

**NHTSA Recall Number 15V136 School Bus**

April 2, 2015

**Revised**

**Issue: August 27, 2015  
Gusset Fasteners at SED Repair Instructions and Repair Time**

Dear Blue Bird Owner:

This important safety recall notice applies to your bus(es) identified by both Blue Bird Body Number and Vehicle Identification Number (VIN) on the enclosed yellow cover sheet.

This notice is sent to you in accordance with the requirements of the National Traffic and Motor Vehicle Safety Act.

Blue Bird Body Company has decided that certain 2013 through 2016 model year All American and Vision model school buses manufactured from June 9, 2012 through September 30, 2014 fail to conform to Federal Motor Vehicle Safety Standard (FMVSS) No. 210, "Seat Belt Assembly Anchorages" at the seat gusset reinforcement to the side wall attachment.

On the subject buses, incorrect fasteners may have been installed to secure the seat gusset reinforcement to the side wall resulting in a non-compliance with FMVSS 210. If the seat is improperly anchored, there is an increased risk of occupant injury in the event of a crash.

**Certain buses with this non-compliance equipped with side emergency door (SED) must be corrected immediately according to the enclosed revised instructions (pages 4 and 5) for Recall R15YC. Instructions revised to include repair procedure for C E White Quasi-Static seat installed immediate forward of right-hand and left-hand side emergency door (SED).**

Your Blue Bird bus(es) affected by this recall are identified by both Blue Bird Body Number(s) and Vehicle Identification Number(s) (VIN) on the enclosed yellow and pink reply sheets. If you no longer own the subject bus(es), please complete the appropriate section of the yellow reply sheet and return to Blue Bird in the enclosed pink postage prepaid envelope.

**Blue Bird recommends that you contact your local or nearest Blue Bird Dealer to arrange for this recall to be performed.** The Dealer can perform the repairs, or arrange for repairs to be performed by a service repair facility authorized by the Dealer. However, you may elect to perform this recall yourself or pay another independent repair facility to perform this recall. A qualified technician should perform this recall.

**BLUE BIRD BODY COMPANY**

P.O. Box 937 – 402 Blue Bird Blvd – Fort Valley, Georgia – (478) 825-2021

If you elect to perform this recall yourself or pay another independent repair facility to perform this recall, complete and submit the Pink Owner's Recall Reply Sheet provided. The Reply Sheet includes a section for the owner to request reimbursement of the owner's labor or to request reimbursement for a labor invoice paid by the owner to an independent repair facility.

The Owner's Recall Reply Sheet can be mailed in the postage prepaid envelope provided, faxed to 478-822-2467, or e-mail copies of the documents and supporting documents to [lisa.hancock@blue-bird.com](mailto:lisa.hancock@blue-bird.com). Of course, if your Blue Bird Dealer performs the recall or arranged for repairs to be performed by a service facility authorized by the Dealer, the Blue Bird Dealer will notify Blue Bird about the completion of the recall.

Labor time to visually inspect the correct fasteners is 0.1 hours (6 minutes) per bus.

Labor time to add bracket and fasteners is 0.1 hour (6 minutes) per seat.

**Revised: Labor time per SED Seat Gusset Repair is 1.75 hours per seat.**

Affected buses must be inspected according to Recall R15YC instructions for proper mounting fasteners securing the seat gusset reinforcement to the side wall. Your findings must be recorded on the attached white Recall R15YC Inspection Sheet. To receive replacement parts (at no cost to you) for Recall R15YC, sign and return the enclosed yellow reply sheet and include the white Inspection Reply Sheet to Blue Bird in the pink, self-addressed, postage prepaid envelope. Be sure to provide a valid shipping address as UPS does not deliver to post office boxes. You should retain a copy of the reply sheet for your records.

If the modifications directed by this notification were performed on your bus prior to the receipt of this recall notification, complete and sign the recall reply sheet and attach a copy of the work order/invoice. Mail the documents in the pink self-addressed postage prepaid envelope included with the recall notification to Blue Bird for warranty consideration. Reimbursements will be made in accordance with the requirements of the National Highway Transportation Safety Act, Title 49 Code of Federal Regulations, Parts 573 and 577.

Federal law requires that any vehicle lessor receiving this recall notice must forward a copy of this notice to the lessee within ten days.

If Blue Bird Body Company should fail to or is unable to remedy this condition without charge to you, you may contact:

**ADMINISTRATOR  
NATIONAL HIGHWAY TRAFFIC SAFETY ADMINISTRATION  
1200 NEW JERSEY AVENUE, SE  
WASHINGTON, D.C. 20590**

Or, you may call The National Highway Traffic Safety Administration toll free at:

1-888-327-4236

TTY 1-800-424-9153 or, go to: [HTTP://WWW.SAFERCAR.GOV](http://WWW.SAFERCAR.GOV)



**BLUE BIRD**

**R15YC**

Page 3

Questions regarding this recall campaign should be directed to me at (478) 822-2242 or [lisa.hancock@blue-bird.com](mailto:lisa.hancock@blue-bird.com).

Sincerely,

*Lisa Hancock*

Lisa Hancock  
Corporate Recall Administrator  
Blue Bird Body Company

**BLUE BIRD BODY COMPANY**

P.O. Box 937 – 402 Blue Bird Blvd – Fort Valley, Georgia – (478) 825-2021



# CE White Quasi-Static Passenger Seat Gusset Fasteners

# RECALL

Models Affected: Vision and All American with Gusset Mounted CE White Quasi-Static Seats

### ISSUE

On some affected buses, incorrect fasteners may have been used to secure the seat gusset reinforcement to the wall, resulting in a non-compliance with FMVSS 210.

### CORRECTIVE ACTION

Inspect the seat mounting fasteners securing the gusset reinforcement to the wall. If a fastener is incorrect, install additional seat gusset reinforcement bracket.

### PROCEDURE

**WARNING:** Always follow all Federal, State, Local and Shop safety standards and use proper safety equipment, and thoroughly read and understand all instructions before performing these procedures.

*NOTE: This procedure outlines the process for one seat. This process must be followed for every Quasi-Static (QS) 3-point seat belt, seat installed in the bus.*

#### Inspect for correct mounting fasteners.

Locate the seat gusset reinforcement bracket for each Quasi-Static, 3-point seat. It will be fastened to the wall, immediately below the seat ledge, with at least two (2) grade 8 bolts. Visually check the bolts for six (6) dashed markings on the head of each bolt as referenced in Figure 1. If these markings are not present or there are other markings, perform the remaining instructions.

Gusset Reinforcement Bracket, wall mounted, under seat ledge  
**NOTE:**  
**This bracket is ONLY installed on Quasi-Static 3-point seat belt seats**




Figure 1



GRADE 8

RECALL CAMPAIGN R15YC




# CE White Quasi-Static Passenger Seat Gusset Fasteners

# RECALL

Repair procedure for all Quasi-Static Seat (QS) with gusset/floor mounting or gusset/track mounting.

1. Remove and retain the two rear most mounting fasteners attaching the seat to the gusset. Reference Figure 2 for location of the two fasteners.
2. Place the new reinforcement bracket (10041875) into position and reinstall the two fasteners. Reference Figure 3 and Figure 4 for bracket location. Tighten fasteners snugly but do not torque.
3. Using a 25/64" drill bit (obtain locally), locate the rear hole on reinforcement bracket 10041875. Using this hole as a guide, drill thru the gusset and lower seat gusset reinforcement bracket.
4. Clean away metal shavings and install new 3/8" capscrew (00803213) and nut (02171809). Reference Figure 4 for an installed reinforcement bracket.
5. Torque new 3/8" nut (02171809) to 29-33 ft. lbs.
6. Torque two (2) existing 5/16" nut(s) to 12-13 ft. lbs.



Remove and retain two bolts and nuts

Figure 2

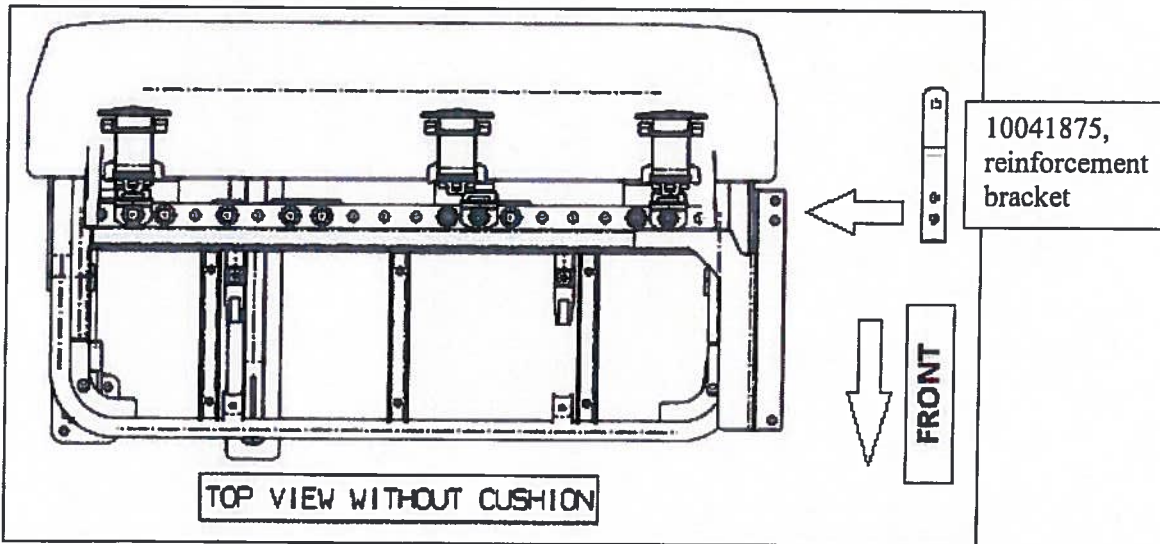


Figure 3

RECALL CAMPAIGN R15YC



**CE White Quasi-Static  
Passenger Seat Gusset  
Fasteners**

RECALL




Figure 4

REMINDER: Re-torque all seat bolts per your maintenance schedule located in your owner's manual or service manual.

**Parts list per seat**

Part Number	Description	Quantity	Torque Value
10041875	Bracket, Mounting, CEW QS Seat	1 per seat	N/A
00803213	Capscrew, 3/8-16x1 1/4" GR8	1 per seat	N/A
02171809	Nut, Hex HD, 3/8-16, SM FLG	1 per seat	29-33 ft. lb.

R I 5 Y C  
R E C A L L C A M P A I G N



## Incorrect Fastener Installed Forward of Side Emergency Door (S.E.D.)

RECALL

- Remove passenger seat just forward of S.E.D.
- Remove passenger window retainer screw/washer at S.E.D.
- Drill out inside side panel attaching rivets at door, window ledge and seat gusset (see Photo # 1).
- Inside panel are also attached with adhesive, use puddy knife to help separate panel from bow, window ledge and seat gusset. Pull inside side panel back enough to access back side of seat gusset where seat reinforcement angle attaches.
- Remove self-tapping bolts in seat reinforcement angle. **If one of the 3 self-tapping bolts or a rivet is installed in bow, do not remove bolt or rivet (see photo # 2).**
- Back drill 3 holes and install 3/8-16 x 1 1/4" grade 8 bolts (00803213) in reinforcement angle with flat washer (02028546) and nut (02171809). Flat washer to be installed on back side of seat gusset (between interior and exterior panels).
- Torque 3/8 bolts to 29-33 ft. lbs.
- Clean old adhesive from inside side panel, window ledge, seat gusset and apply Magnobond adhesive (10016411) to panel and reinstall with correct rivets per photo # 1 instruction. **No adhesive required at panel to S.E.D. bow vertical joint.**
- Reinstall passenger window retainer screw/washer and seat assembly per original installation.

R I S Y C

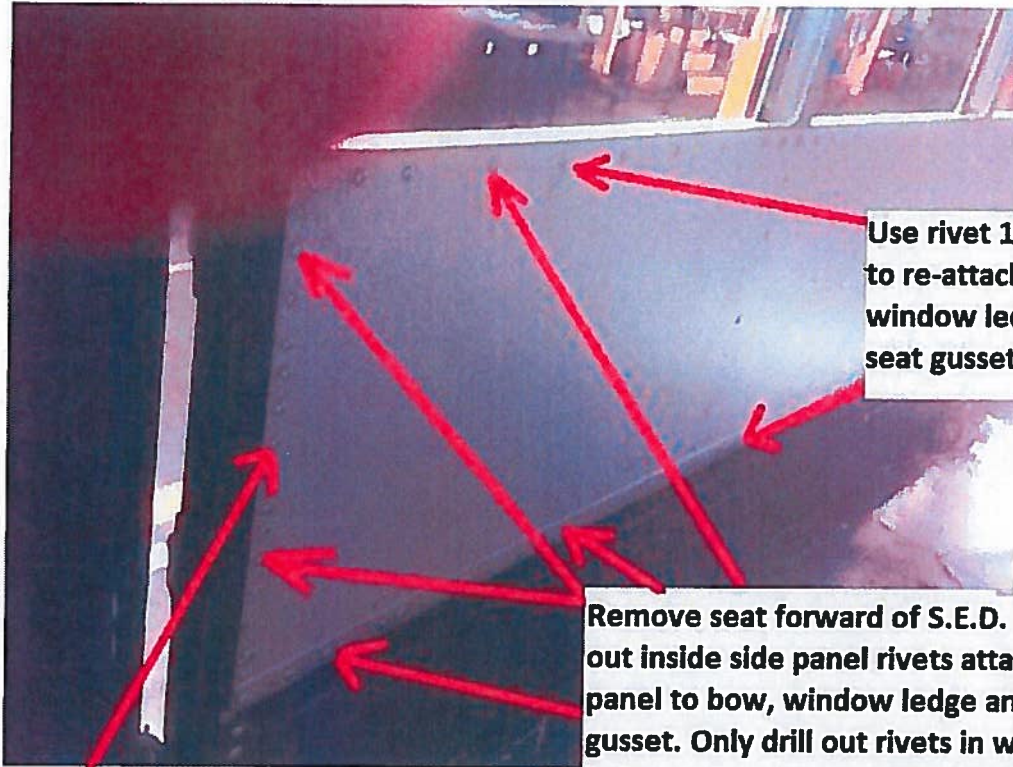
R E C A L L C A M P A I G N



# Incorrect Fastener Installed Forward of Side Emergency Door (S.E.D.)

# RECALL

Photo # 1



Use rivet 10034534 to re-attach panel at window ledge and seat gusset.

Remove seat forward of S.E.D. Drill out inside side panel rivets attaching panel to bow, window ledge and seat gusset. Only drill out rivets in window ledge and seat gusset 12"-18" forward of S.E.D. Peel back inside panel to gain access to back side of seat gusset.

Use rivet 01549211 to re-attach panel to S.E.D. bow.


RECALL CAMPAIGN R I 5 Y C



# RECALL

## Incorrect Fastener Installed Forward of Side Emergency Door (S.E.D.)

Photo # 2



### Parts List:

Part #	Qty (per S.E.D.)	Description
10034534	28	Rivet
01549211	20	Rivet
10016411	1 (tube per bus)	Adhesive, Magnobond
00803213	3	Capscrew, Hex HD, 3/8-16X 1 1/4" GR 8
02171809	3	Nut, 3/8-16, locking
02028546	3	Flatwasher

RECALL CAMPAIGN R I S Y C

