
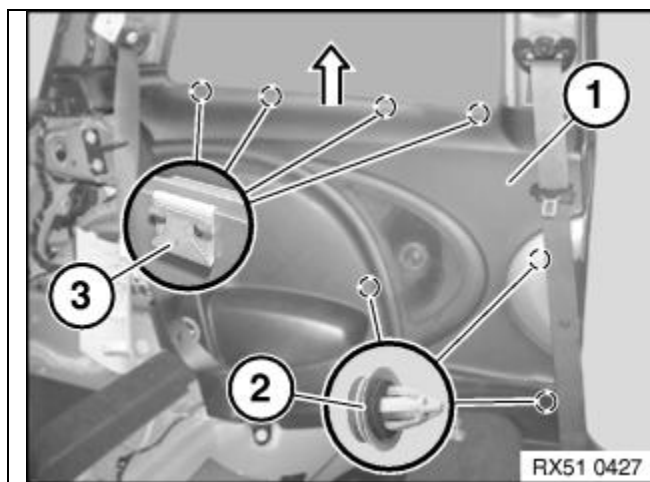



Release screw (1).




Release screw (1).



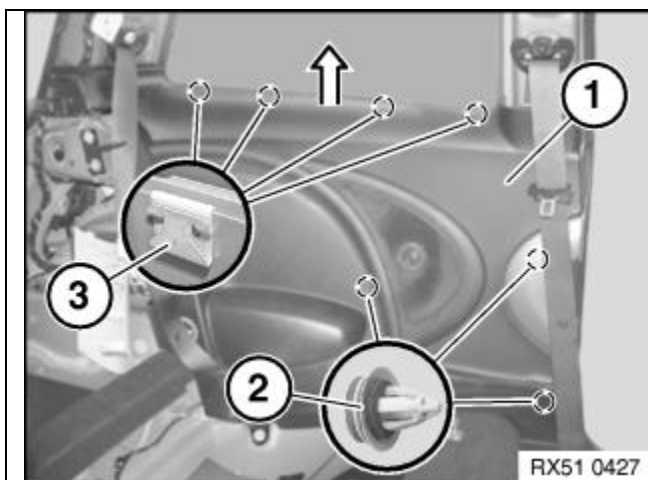
Detach the side trim panel (1) from the clips (2) towards the inside.
 Detach the side trim panel (1) in the upward direction from the retainers (3).
 If necessary, disconnect the plug connection for the tweeter.
 Feed out the side trim panel (1).



Installation:
Make sure the gasket (2) is correctly seated.



Installation:
Make sure the gasket (2) is correctly seated.



Installation:
If necessary, replace the faulty clips (2) and the retainers (3).
First engage the side trim panel (1) in the retainers (3), then secure to clips (2).