

POSTED ON ISIS

MAILED

JUL 16 2015

AUG 03 2015

Compliance Dept

Compliance Dept

SERVICE PROCEDURE

15514

JULY 2015

SUBJECT: SAFETY RECALL
Engine Intake Grid Heater Power Supply Cable on certain DuraStar® and WorkStar® model trucks and HC Commercial Bus models built 13 May 2009 thru 24 June 2013 with EPA 2010 emissions engines

DEFECT DESCRIPTION

The engine intake grid heater power feed cable may have been improperly routed resulting in contact with a sharp metal edge on the cab which could lead to possible chafing of the wire insulation and cause an intermittent electrical short. An intermittent electrical short may cause a vehicle fire possibly resulting in property damage or personal injury.

MODELS INVOLVED

This safety recall involves certain DuraStar® model trucks and HC Commercial Bus models built 13 May 2009 thru 24 June 2013 and WorkStar® models built 30 November 2010 thru 26 September 2011 with EPA 2010 emissions engines.

ELIGIBILITY

This procedure applies ONLY to vehicles marked in the International® Service PortalSM with Safety Recall 15514. Also complete any other open campaigns listed on the Service Portal at this time.

PARTS INFORMATION

Part Number	Part Description	Quantity
306132C1 or Source Locally	Strap, Cable Tie	1

SERVICE PROCEDURE


WARNING! TO PREVENT PROPERTY DAMAGE, PERSONAL INJURY, AND / OR DEATH, PARK VEHICLE ON HARD FLAT SURFACE, TURN THE ENGINE OFF, SET THE PARKING BRAKE AND INSTALL WHEEL CHOCKS TO PREVENT THE VEHICLE FROM MOVING IN BOTH DIRECTIONS.

WARNING! TO PREVENT PERSONAL INJURY AND / OR DEATH, ALWAYS WEAR SAFE EYE PROTECTION WHEN PERFORMING VEHICLE MAINTENANCE.

WARNING! TO PREVENT PROPERTY DAMAGE, PERSONAL INJURY, AND / OR DEATH, ALLOW COMPONENTS IN ENGINE COMPARTMENT TO COOL BEFORE SERVICING ENGINE OR VEHICLE.

WARNING! TO PREVENT PROPERTY DAMAGE, PERSONAL INJURY, AND / OR DEATH, KEEP FLAMES OR SPARKS AWAY FROM VEHICLE AND DO NOT SMOKE WHILE SERVICING THE VEHICLE'S BATTERIES. BATTERIES EXPEL EXPLOSIVE GASES.

1. Park vehicle on a flat surface with wheels straight ahead.
2. Shift transmission to Park or Neutral and set parking brakes.
3. Install wheel chocks.
4. Unlatch and open hood.



0000381182

Figure 1. Intake Grid Heater Harness Interference.

1. Cab body
2. Intake grid heater harness

NOTE: If insulation is rubbed through to copper, perform wire repair. Refer to IK0800269 for proper wire repair procedure.

5. Inspect intake grid heater harness (Figure 1, Item 2) for interference with cab body (Figure 1, Item 1) and any possible damage to the wire insulation.




Figure 2. Harness Routing.

1. Engine harness
2. Cab body
3. Cable tie strap

6. Using cable tie strap (Figure 2, Item 3), secure intake grid heater harness at breakout from engine harness (Figure 2, Item 1). **DO NOT** tighten cable tie strap at this time.
7. Verify minimum 1 inch clearance between grid heater harness and cab body (Figure 2, Item 2) and tighten cable tie strap. Remove excessive cable tie strap end and discard.
8. Close and latch hood.
9. Remove wheel chocks.

END OF SERVICE PROCEDURE

LABOR INFORMATION

Operation Number	Description	Time
A40-15514-1	Install Cable Tie Strap	0.3 hr

CAMPAIGN IDENTIFICATION LABEL

Each vehicle corrected in accordance with this campaign must be marked with a CTS-1075 Campaign Identification Label.

Complete the label and attach on a clean surface next to the vehicle identification number (VIN) plate.

DO NOT REMOVE
INTERNATIONALAC
Campaign No.
VIN
Eng.#
COMPLETED
Service Location Code #
DO NOT REMOVE

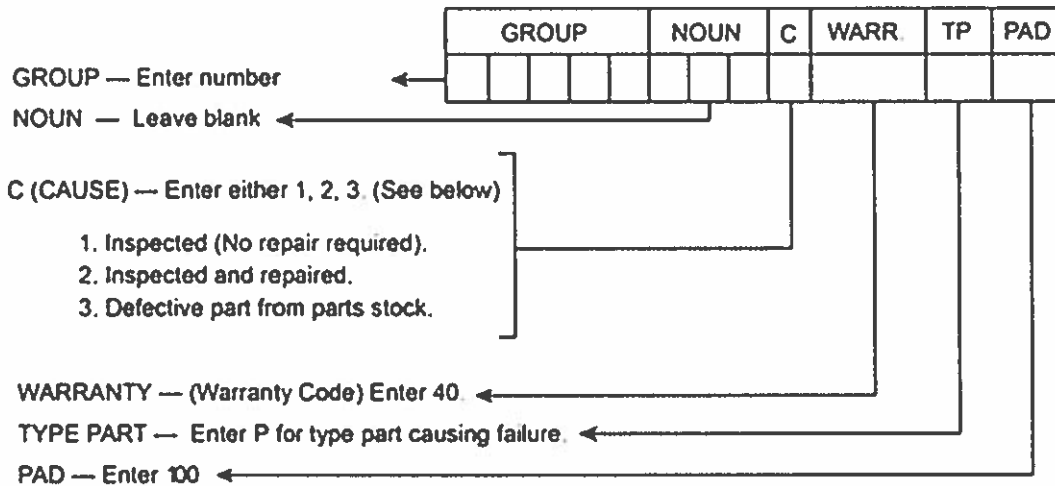
ADMINISTRATIVE / DEALER RESPONSIBILITIES

WARRANTY CLAIMS

Warranty claim expense is to be charged to Warranty. Claims are to be submitted in the normal manner, making reference to Safety Recall 15514.

It is important that the coding be completed properly to assist in processing the warranty claim. Complete instructions will be found in the Warranty Policy Manual, Section 7.1.8.

As with all claim submission, items acquired locally must be submitted in the "Other Charges" tab. The cost of any bulk items (such as a bag of cable tie straps, roll of wire, barrel of oil, or a tube of silicone) should be prorated for the cost of the individual pieces / amount used during each repair.



UNITED STATES AND POSSESSIONS

The National Traffic and Motor Vehicle Safety Act, as amended, provides that each vehicle that is subject to a vehicle recall campaign must be adequately repaired within a reasonable time after the owner has tendered it for repair. A failure to adequately repair within 60 days after a tender of a vehicle is prima facie evidence of failure to repair within a reasonable time. If the condition is not adequately repaired within 60 days, the owner may be entitled to replacement with an identical or reasonable equivalent vehicle at no charge, or to a refund of the purchase price less a reasonable allowance for depreciation.

Dealers must correct all vehicles subject to this campaign at no charge to the owner, regardless of mileage, age of vehicle, or ownership, from this time forward.

Dealers should proceed immediately to make necessary correction to units in inventory. All inventory vehicles subject to this recall campaign must be corrected prior to sale, transfer or delivery. If vehicles have been sold or transferred and you are in receipt of Customer Notification Letters and Authorization for Recall Service cards for those vehicles, the transfer location or customer must be notified immediately from your dealer location.

Dealers must make every effort to promptly schedule an appointment with each owner to repair his or her vehicle as soon as possible. However, consistent with the customer notification, dealers are expected to complete the repairs on the mutually agreed upon service date.

Dealers involved in the recall process will be furnished a listing of owner names and addresses to enable them to follow up with owners and have the vehicles corrected. Use of this listing must be limited to this campaign because the list may contain information obtained from state motor vehicle registration records,

and the use of such motor vehicle registration data for purposes other than this campaign is a violation of law in several states.

CANADA

Dealers must correct all vehicles subject to this campaign at no charge to the owner, regardless of mileage, age of vehicle, or ownership, from this time forward.

Dealers should proceed immediately to make necessary correction to units in inventory. All inventory vehicles subject to this recall campaign must be corrected prior to sale, transfer or delivery. If vehicles have been sold or transferred and you are in receipt of Customer Notification Letters and Authorization for Recall Service cards for those vehicles, the transfer location or customer must be notified immediately from your dealer location.

Dealers must make every effort to promptly schedule an appointment with each owner to repair his or her vehicle as soon as possible. However, consistent with the customer notification, dealers are expected to complete the repairs on the mutually agreed upon service date.

Dealers involved in the recall process will be furnished a listing of owner names and addresses to enable them to follow up with owners and have the vehicles corrected. Use of this listing must be limited to this campaign because the list may contain information obtained from state motor vehicle registration records, and the use of such motor vehicle registration data for purposes other than this campaign is a violation of law in several states.

EXPORT

Export Distributors should proceed immediately to make necessary correction to units in inventory. All inventory vehicles subject to this recall campaign must be corrected prior to sale, transfer or delivery. If vehicles have been sold or transferred and you are in receipt of Customer Notification Letters and Authorization for Recall Service cards for those vehicles, the transfer location or customer must be notified immediately from your distributor location.

Export Distributors are to submit warranty claims in the usual manner making reference to this recall number.

Export Distributors are expected to provide full cooperation and follow-up with respect to this important subject matter. If you have any questions or need further assistance, please contact the Regional Service Manager at your regional office.

NAVISTAR, INC.