

SERVICE ADVISORY # 15-225**Norco Cable Bracket**

It has been determined the below listed Indiana production vehicles were manufactured with cable bracket fasteners that may break. This advisory explains how to replace the fasteners.

Model and Serial Numbers Included:

2015 Aerolite Travel Trailers	FP910811 - FP910838
2015 Alpine Fifth Wheels	FE780866 - FE780892
2015 Avalanche Fifth Wheels – 380FL Only	FE760629 - FE760656
2015 Bullet Travel Trailers and Fifth Wheels - Indiana	FD425761 - FD426136
2015 Carbon Travel Trailers and Fifth Wheels	FR805862 - FR805894
2015 Cougar Travel Trailers and Fifth Wheels - Indiana	F2509049 - F2509205
2015 Cougar X-LiteTravel Trailers and Fifth Wheels	FV509290 - FV509560
2015 Denali Travel Trailers and Fifth Wheels	FP940836 - FP940878
2015 Fuzion Fifth Wheels	FF811096 - FF811151
2015 Impact Travel Trailers and Fifth Wheels	FF815708 - FF815712
2015 Kodiak Travel Trailers	FJ972055 - FJ972078
2015 Laredo Travel Trailers and Fifth Wheels	FK602376 - FK602466
2015 Laredo Fifth Wheels – 385BH Only	FE602319 - FE602350
2015 Montana Fifth Wheels	F4702338 - F4702490
2015 Montana High Country Fifth Wheels	FA740848 - FA740903
2015 Outback Travel Trailers and Fifth Wheels	FB453808 - FB453990
2015 Passport Travel Trailers (Not Express Models) - Indiana	FT415676- FT415683
2015 Raptor Fifth Wheels	FR800990- FR801027
2015 Sprinter Travel Trailers and Fifth Wheels	F1532915- F1533061
2015 Voltage Fifth Wheels	FZ991339- FZ991412

Note – Check serial number on Key Express to verify the campaign is open. Not all models are equipped with Norco Slide systems. Some vehicles were repaired before they left Keystone.

Parts Required per Slide: (1) – KRV # 472606 - Mechanism - Chain Connector Kit - w/6 Extra Screws

Tools Required: - Screw Gun with Square bit - Slide Room Support Stands - Flat Bar - Ratchet with 3/8", 7/16" socket - 3/8", 7/16" Wrench -Pin Nailer with 3/4" nails

INSPECTION and REPAIR

- Step 1** Locate the trailer on a level, flat and hard surface. Chock the wheels.
- Step 2** Extend the slide room to the out position. From the exterior, properly support the room.
- Step 3** Using standard industry practices, remove the interior slide room fascia to gain access to the cable adjustment brackets.
- Step 4** Loosen all center chain nuts (all 4 in and out adjustment brackets), leaving the jamb nuts and cable adjustment nuts in place. See Figure 1.




Fig. 1

- Step 5** At the chain connector bracket, remove one screw at a time and replace it with a new screw. If the bracket is damaged or bent, take a picture of the bracket, remove the chain nut and replace with the supplied chain connector bracket. See figure 2 & 3. Tighten both the screws. Repeat the screw replacement for both screws of all 4 chain connector brackets.

Service

IMPORTANT:
WHEN REPLACING CHAIN
CONNECTER SCREWS, BOTH
SCREWS MUST PASS THROUGH
THE FIRST AND SECOND OPEN
CHAIN LINK.




Fig. 2




Fig. 3

CHAIN
CONNECTOR
BRACKET

- Step 6** Tighten the center chain nut back to its jamb nut on all 4 in and out adjustment brackets. Jamb nuts must be tightened down so the in and out brackets remain vertical during operation.
- Step 7** Fasten the fascia to the slideout header.
- Step 8** Remove the slideout room supports from step two and operate the room.
- Step 9** If the slideout requires further adjustments refer to the Norco slideout system manual on Key Express or www.norcoind.com.

WARRANTY REIMBURSEMENT

Replace cable bracket screws only

Submit the request on Key Express using **Flat Rate Code # 7122542B** with **Service Advisory #15-225** noted in the customer complaint section. The time authorized for this repair is 1.0 hours.

Replace cable bracket and screws

Submit the request on Key Express along with a picture of the cable bracket using **Flat Rate Code # 7122542K** with **Service Advisory #15-225** noted in the customer complaint section. The time authorized for this repair is 2.0 hours.

If you have any questions, please call Customer Service at:

Alpine, Avalanche, Outback, Laredo, Bullet	(866) 273-1456
Cougar & Cougar X-Lite	(866) 273-1454
Montana, Raptor & Passport	(866) 273-1450
Sprinter, Fuzion	(866) 273-1452
Denali, Voltage	(855) 382-4100
Aerolite, Coleman, Kodiak	(855) 895-4422