



RECALL

C E White Quasi-Static Seat Cushion Replacement

Models Affected: Certain 2016 Vision and All American Rear Engine

ISSUE

C E White Quasi-Static Davenport and Flip Seat Cushion Assemblies may have been manufactured with foam that does not meet the requirements of FMVSS 302 – Flammability of Interior Materials.

CORRECTIVE ACTION

C E White Quasi-Static Davenport and Flip Seat Cushion Assemblies must be removed and replaced with new FMVSS 302 compliant Seat Cushion Assemblies.

PROCEDURE


WARNING: Always follow all Federal, State, Local, and Shop safety standards and use proper safety equipment, and thoroughly read and understand all instructions before performing these procedures.

Right-Hand and Left-Hand Flip Seat Cushion:

1. From bottom side of cushion, per Photo # 1 remove the four (4) bolts attaching cushion to flip seat frame.
2. Remove existing cushion and install replacement cushion with same four (4) bolts removed from original cushion.

Repair complete.

Photo # 1



RECALL CAMPAIGN R15YD



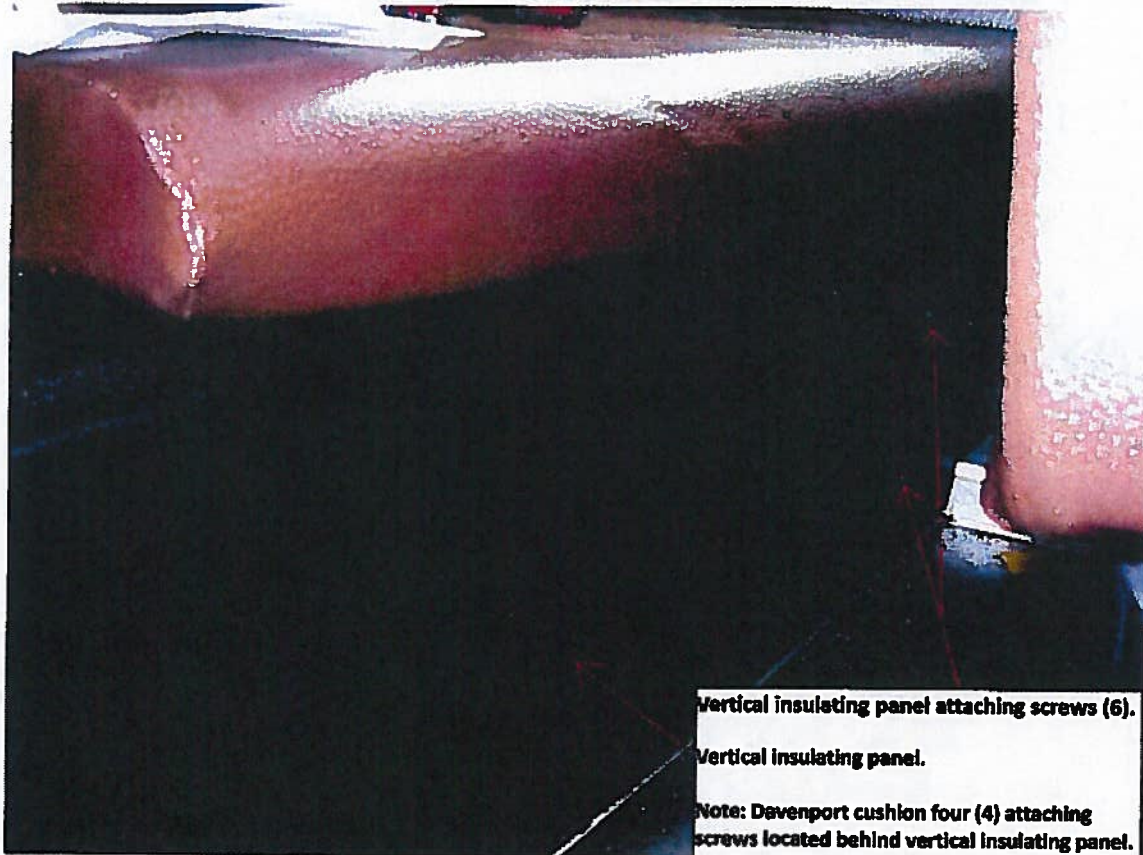
RECALL

C E White Quasi-Static Seat Cushion Replacement

Right-Hand and Left-Hand Davenport Seat Cushion For Rear Engine Units:

1. Remove trim caps to access six (6) screws attaching Davenport vertical insulating panel. Remove six (6) screws, pull insulating panel away from Davenport to access the four (4) screws per Davenport seat cushion (see Photo # 2).
2. Remove the four (4) Davenport seat cushion attaching screws, lift up and remove cushion assembly.
3. With cushion removed, using original cushions as location pattern, transfer the four (4) cushion attaching brackets from original cushion to replacement cushion (see Photo # 3).
4. Reinstall both right and left Davenport cushions and vertical insulating panel.
5. Repair complete.

Photo # 2



R 15 YD


RECALL CAMPAIGN



RECALL

C E White Quasi-Static Seat Cushion Replacement

Photo # 3



Tools required:

- Socket 7/16" (3/8" drive)
- 4" Extension (3/8" drive)
- Ratchet (3/8" drive)
- Cordless Screwdriver
- Medium Phillips screwdriver tip

R 15 Y D
R E C A L L C A M P A I G N