



EQUIPMENT

Technical Service Bulletin

Notice of wiper blade replacement requirement

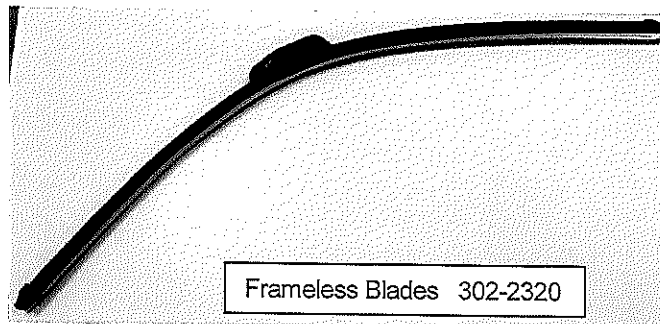
This bulletin describes a required wiper blade replacement on the specific 2014 and 2015 model year Newmar coaches listed in this bulletin

Frameless style windshield wiper blades P/N 302-2320 supplied on designated coaches may separate from wiper arm connector when wiper system is operated at the high speed setting.

Frameless wiper blades P/N 302-2320 MUST be immediately replaced with framed wiper blades P/N 302-1320 supplied with this service bulletin.




To comply with this service bulletin;

1. Remove frameless blade 302-2320 from wiper arm, driver and passenger side.
DISPOSE OF REMOVED BLADES




To Remove Frameless Blade

1. Lift plastic cover to expose arm hook.
2. Squeeze plastic clip
3. Push blade back to remove from arm

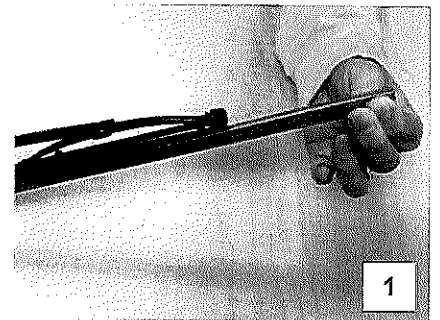


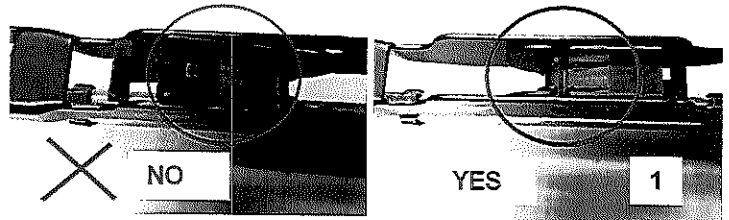


2. Install framed blade 302-1320 on wiper arm, driver and passenger side.



To Install Framed Blade

- 1 Orient the plastic retainer to the locking nib faces the down towards the glass
- 2 Slide hook of arm around blade plastic retainer
- 3 "CLICK" blade into place. Test to insure blades has locked onto the hook securely
- 4 Remove protective from rubber part of blade



AM Equipment Technical Service Line – 541-327-1546
PO Box 790, 402 E. Hazel Jefferson Oregon 97352
www.amequipment.com