

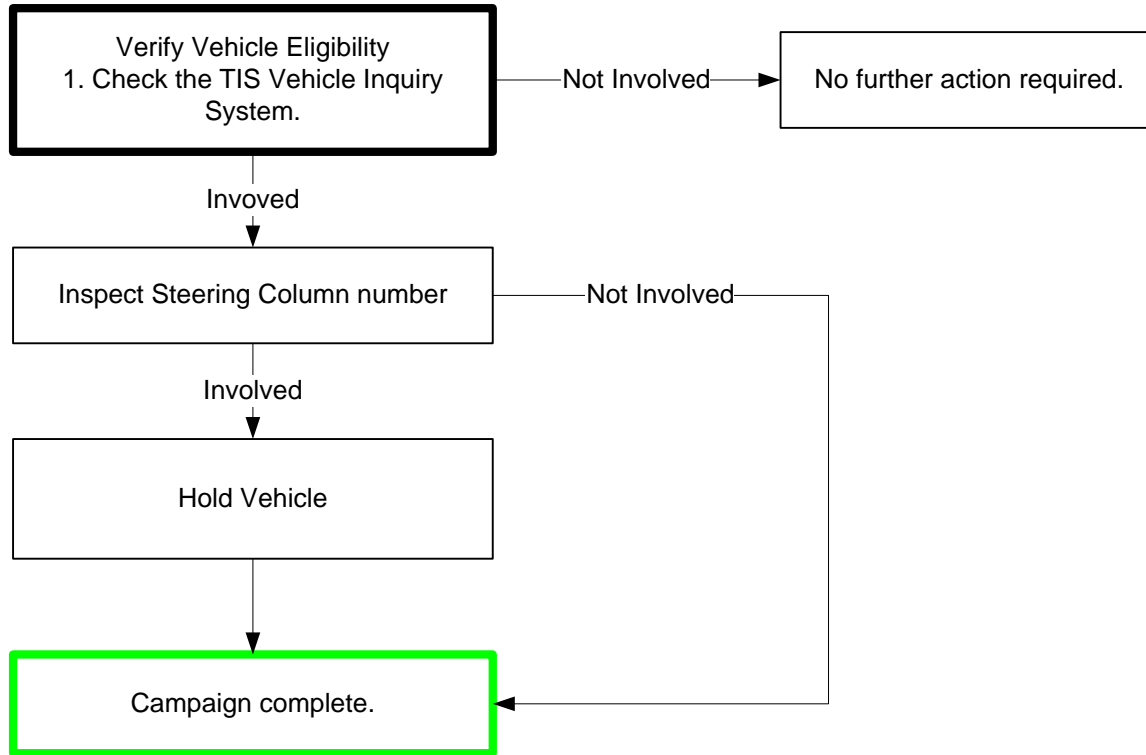
PRELIMINARY
TECHNICAL INSTRUCTIONS
FOR
SAFETY RECALL F1J
POWER STEERING ECU INSPECTION
CERTAIN 2015 MODEL YEAR CAMRY & CAMRY HV

FOR DEALER STOCK VEHICLES ONLY

All dealership associates involved in the recall process are required to successfully complete E-Learning course SC13A. To ensure that all vehicles have the repair performed correctly; technicians performing this recall repair are required to currently hold at least one of the following certifications levels:

- Toyota Certified Chassis
- Toyota Expert Chassis
- Master
- Master Diagnostic Technicians

I. OPERATION FLOW CHART



II. IDENTIFICATION OF AFFECTED VEHICLES

A. COVERED VIN RANGE

- Check the TIS Vehicle Inquiry System to confirm the VIN is involved in this Safety Recall, and that the campaign has not already been completed prior to dealer shipment or by another dealer.
- TMS warranty will not reimburse dealers for repairs conducted on vehicles that are not affected or were completed by another dealer.

III. PREPARATION

A. PARTS

No parts are required to perform the inspection.

B. TOOLS & EQUIPMENT

- Standard hand tools
 - Techstream
- Torque wrench

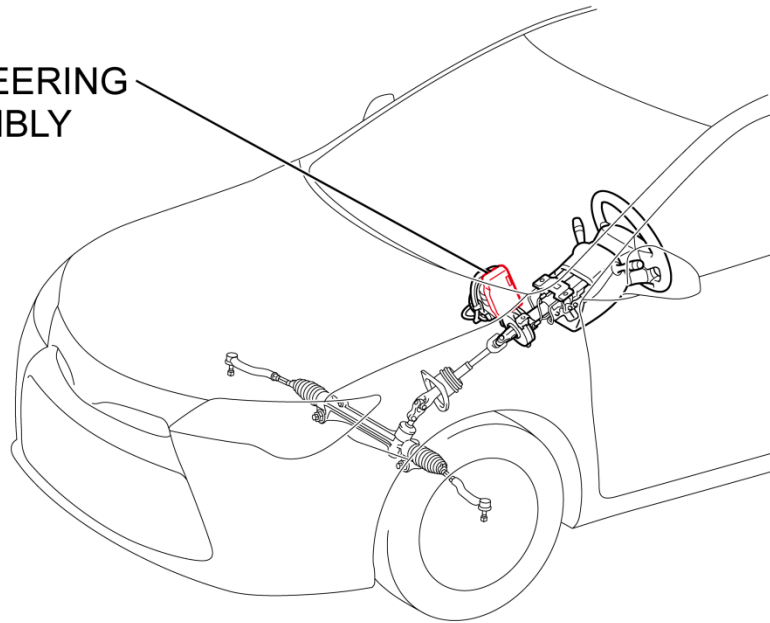
SST- These are essential special service tools that the dealership should have.

Part Number	Description	Quantity
00002-06000-01	Plastic Pry Tool Set	1

IV. BACKGROUND

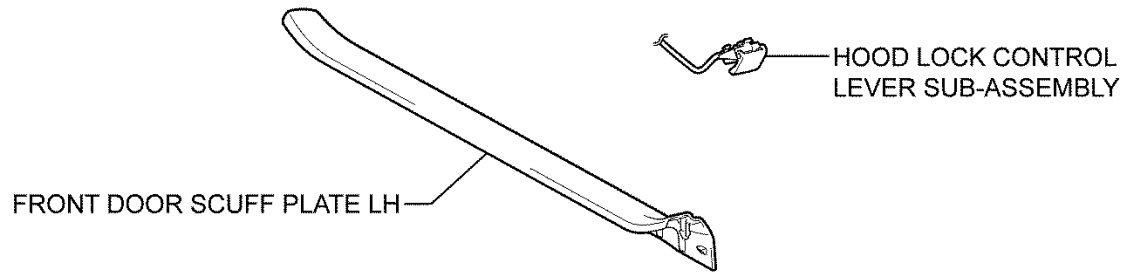
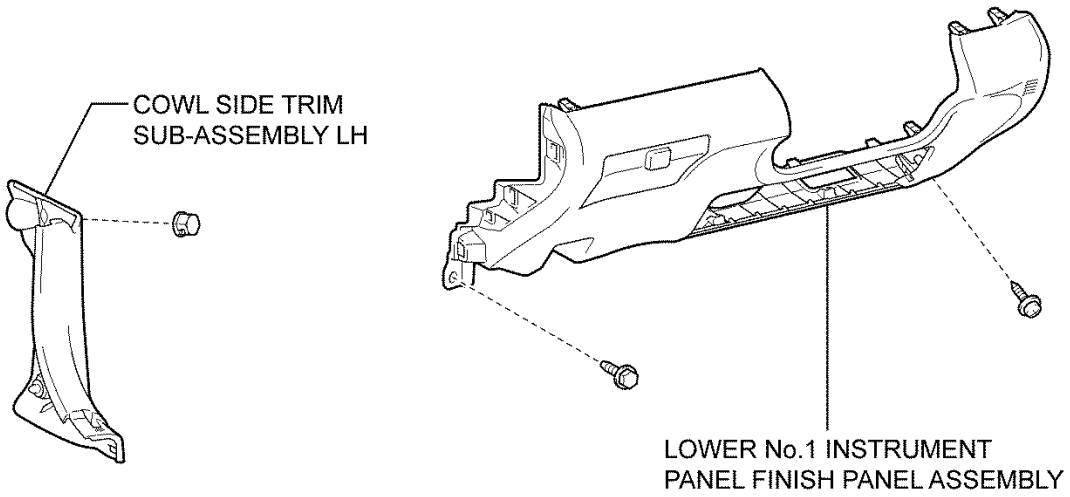
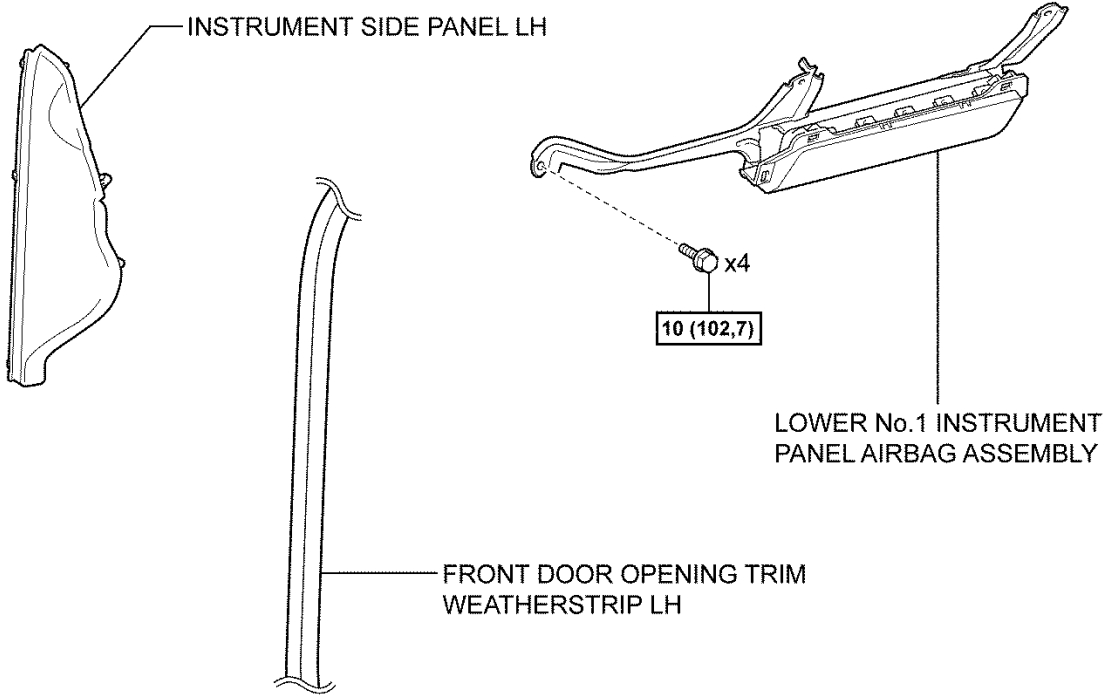
A circuit board for the electric power steering (EPS) in the subject vehicles may have been damaged during its manufacturing process. This can result in the loss of power steering assist. Manual steering is maintained, but the loss of power steering assist results in increase steering effort at low vehicle speeds and increases the risk of a crash.

POWER STEERING
ECU ASSEMBLY



S13014aS

V. COMPONENTS



N*m (kgf*cm, ft.*lbf) : Specified torque

S13001aS

VI. WORK PROCEDURE

1. CHECK FOR DTCs



**This campaign only covers the inspection of the EPS ECU.
No other components in the steering system are covered by this campaign.**

- Using Techstream, perform a health check to confirm if there are any DTCs present in the system (**current, history or pending**).
- Record and clear any codes.

NOTES:

- Ensure that the Techstream software is 10.0 or higher.
- On the “connect to vehicle” screen, enter the VIN number to ensure that the vehicle information is uploaded to TIS.

2. SLIDE THE DRIVER’S SEAT TO THE REARMOST POSITION AND TILT THE STEERING WHEEL UP.

3. DISCONNECT CABLE FROM NEGATIVE BATTERY TERMINAL

- Always disconnect the negative terminal before working with any SRS components in order to prevent unintentional deployment.
- Wait 90 seconds or more after disconnecting the negative terminal before performing any work due to the backup power supply equipped to the airbag system.

4. REMOVE THE LOWER No. 1 INSTRUMENT PANEL AIRBAG

Refer to the Technical Information System (TIS), using the applicable vehicle and model year.


[Camry](#)

[Camry HV](#)

5. INSPECT STEERING COLUMN LABEL

- Locate the label on the steering column.

Wrong



Correct



Camry Sample Label



b) Take a picture of the steering column label shown.

c) Go to <http://nds-f0j.imagespm.info/login.cfm>

Upon initial login the default password is: "XXXXX"

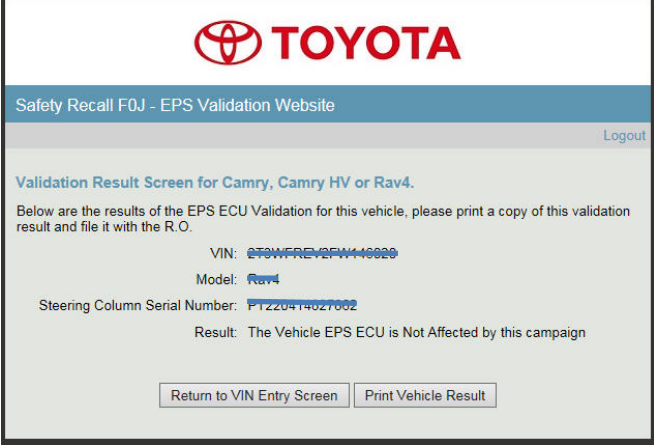
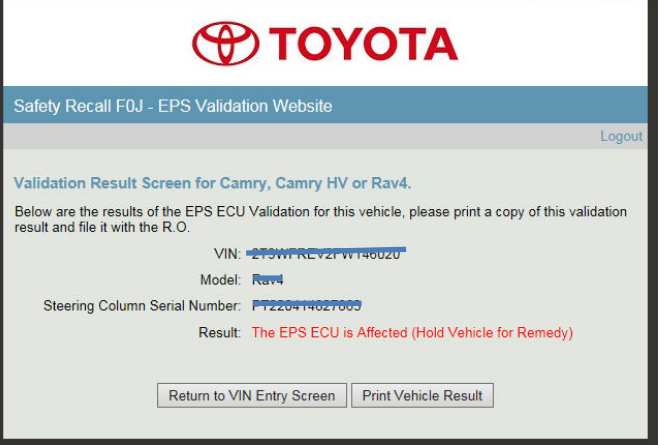
Please note that each dealer only has a single account, so please ensure that the reset password is communicated to all technicians and dealer associates that will be utilizing this website.

d) Input the requested information to the web site.

e) Upload label picture to website.

NOTE: Only Dealer stock VIN's are searchable at this time. If you have a Dealer stock vehicle involved in F1J and the VIN is not found on this web site contact your Region.

Website result

 <p>The screenshot shows the Toyota Safety Recall F0J - EPS Validation Website. The validation result is 'OK'. The VIN is 2T3WFRV2PW146020, Model is Rav4, and Steering Column Serial Number is P1220414627002. The result states: 'The Vehicle EPS ECU is Not Affected by this campaign'.</p>	 <p>The screenshot shows the Toyota Safety Recall F0J - EPS Validation Website. The validation result is 'NG'. The VIN is 2T3WFRV2PW146020, Model is Rav4, and Steering Column Serial Number is P1220414627002. The result states: 'The EPS ECU is Affected (Hold Vehicle for Remedy)'.</p>
<p>OK</p> <p>Print website results and attach to repair order</p> <p>Proceed to Step 6</p> <p>NOTE: If you do not print the results at this time you have to reenter all the vehicle information.</p>	<p>NG</p> <p>Print website results and attach to repair order</p> <p>HOLD VEHICLE For Final Remedy</p>

6. REINSTALL THE LOWER No. 1 INSTRUMENT PANEL AIRBAG

Refer to the Technical Information System (TIS), using the applicable vehicle and model year.

[Camry](#)

[Camry HV](#)

7. RECONNECT THE NEGATIVE BATTERY TERMINAL

8. CHECK AND CLEAR ANY DTC's

- a) If DTC's are present, diagnose and repair using the appropriate repair information located on TIS and file a separate Warranty claim.

◀ VERIFY REPAIR QUALITY ▶

If you have any questions regarding this update, please contact your regional representative.

VII. APPENDIX

A. CAMPAIGN DESIGNATION DECODER

