



PREVOST


**SAFETY
RECALL**

SR15-03A

DATE :	MARCH 2015	SECTION :	23 - Accessories
SUBJECT:	KIDDE HAND FIRE EXTINGUISHER INSPECTION AND REPLACEMENT		

REVISION A: THIS SAFETY RECALL SUPERSEDES PREVIOUS VERSION.
 March 23, 2015: Application box, Step 1

APPLICATION

NOTICE TO SERVICE CENTERS	
<i>Verify vehicle eligibility by checking warranty bulletin status with SAP or via ONLINE WARRANTY SYSTEM available on Service / Warranty tab of PrevoSt website.</i>	
Model	VIN 
H3-41, H3-45 coaches Model Year : 2014 - 2015	From 2PCH33495 <u>EC712508</u> up to 2PCH33496 <u>FC712860</u> incl.
X3-45 coaches Model Year : 2014 - 2015	From 2PCG33497 <u>EC735557</u> up to 2PCG33491 <u>FC735832</u> incl.
H3-45 VIP motorhomes Model Year : 2014 -2015	From 2PCVS3496 <u>EC712524</u> up to 2PCVS3498 <u>FC712848</u> incl.
X3-45 VIP motorhomes Model Year : 2014, 2015	From 2PCBS3495 <u>EC735537</u> up to 2PCBS3496 <u>FC735838</u> incl.
X3-45 VIP commercial use Model Year : 2014, 2015	From 2PCCS3494 <u>EC735534</u> up to 2PCCS3499 <u>FC735840</u> incl.
<p>This bulletin does not necessarily apply to all the above-mentioned vehicles, some vehicles may have been modified before delivery. The owners of the vehicles affected by this bulletin will be advised by a letter indicating the Vehicle Identification Number (VIN) of each vehicle concerned.</p>	

DESCRIPTION

On the vehicles affected by this bulletin, "Certain Kidde plastic valve disposable fire extinguishers may be impacted by a potential safety nonconformance. In certain instances, the extinguisher may fail to fully discharge as designed when the lever is pressed multiple times."

If fire occurs, fire extinguisher may not work correctly, which may increase the risk of personal injury. Inspect and replace according to instructions.

MATERIAL

Order SR15-03 which includes:

Part No.	Description	Qty
901360	Extinguisher 2 1/2lb	2

NOTE

Material can be obtained through regular channels.

PROCEDURE



DANGER

Park vehicle safely, apply parking brake, stop engine and set battery master switch(es) to the OFF position prior to working on the vehicle.

1. Locate the two (2) hand held extinguishers in the vehicle.

In seated coaches, they are typically attached under the front row seats, left and right.(Fig. 1)

In unconverted coach shells, they are attached behind the temporary driver's seat.

Converted vehicle may or may not have this model and make of extinguisher depending on converter and selected options. Exact location will vary from vehicle to vehicle.

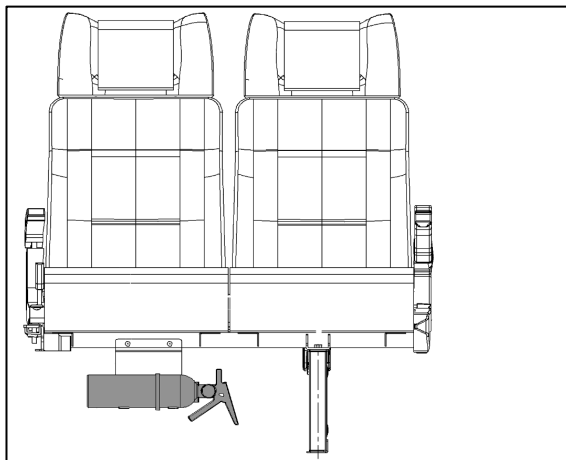


Figure 1 : Typical seated coach position

2. The extinguisher subjected to this recall is a Kidde brand 2½ lb, ABC class handheld cylinder with plastic handle. (Fig.2)

(Prevost part number 901360)

Number embossed under the cylinder must be « **2015** ». (Fig. 2)

Replace the extinguisher by a new unit bearing "2015" if you find any other number.



Figure 2

PARTS / WASTE DISPOSAL

All replaced parts must be returned to Prevost according to the Return Shipping Instructions available on <https://www.prevostcar.com/content/warranty-documents> for full reimbursement. A copy of the warranty claim form must be enclosed with the shipment.

Discard waste according to applicable environmental regulations (Municipal/State[Prov.]/ Federal)

WARRANTY

This modification is covered by Prevost's normal warranty. We will reimburse you the parts and thirty minutes (30 min) of labor upon receipt of a warranty claim. Please submit claim via our Online Warranty System, available at www.prevostcar.com (under Service \ Warranty section). Use Claim Type: "Bulletin/Recall" and select "Safety Recall SR15-03".

Should you only wish to close the safety recall (without reimbursement), fill-in the "Safety Recall Certification Sheet" provided with this bulletin and return it to our warranty department by Email at prevost.onlinewarranty@volvo.com or by fax at 418-831-9301.


OTHER

VBC Bulletin	N/A
Fail Code	23.08
Defect Code	09
Syst.Cond.	R
Causal Part	901360

Access all our Service Bulletins on
<http://prevostparts.volvo.com/technicalpublications/en/pub.asp>
or scan the QR-Code with your smart phone.

E-mail us at technicalpublications_prev@volvo.com and
type "ADD" in the subject to receive our warranty bulletins by e-mail.





**Safety Recall
Certification Sheet
(Ref: SR15-03)**

VEHICLE SERIAL NUMBER:

2	P	C																	
---	---	---	--	--	--	--	--	--	--	--	--	--	--	--	--	--	--	--	--

PERFORMED BY		OWNER/OPERATOR	
We hereby certify that Safety Recall Instructions with regard to Safety Recall SR15-03 have been performed.			
Name: _____		Name: _____	
Addr: _____		Addr: _____	
Phone: _____		Phone: _____	
Fax: _____		Fax: _____	
Signature : _____	_____	Signature : _____	_____
Date: _____	_____	Date: _____	_____

If the information mentioned above is incorrect or you are not the owner of this vehicle anymore, please fill this section and return to sender.

NEW OWNER: _____

BUSINESS: _____

ADDRESS (including County): _____

TELEPHONE: _____ **FAX:** _____

Please return this completed document with your A.F.A. form