

POSTED ON ISIS

APR 20 2015

MAILED

APR 24 2015

Compliance Dept.

Compliance Dept.

SERVICE PROCEDURE

15501R1
APRIL 2015

SUBJECT: SAFETY RECALL
Powertrain Harness on certain CE school bus models built 03 October 2013 thru 16 March 2015 with ISB engines

DEFECT DESCRIPTION

The powertrain harness may contact a high-pressure fuel line and over time may potentially rub through the fuel line, resulting in a fuel leak. A fuel leak in the line may cause fuel to spray inside the engine compartment, increasing the risk of fire resulting in property damage or personal injury.

REASON FOR REVISION

The campaign suspect population has been expanded. Models built 03 October 2013 thru 04 September 2014 require one repair, and models built 08 September 2014 thru 16 March 2015 require a different repair.

MODELS INVOLVED

This Safety Recall involves certain CE school bus models built 03 October 2013 thru 16 March 2015 with ISB engines.

ELIGIBILITY

This procedure applies **ONLY** to vehicles marked in the International[®] Service PortalSM with Safety Recall 15501. Also complete any other open campaigns listed on the Service Portal at this time.

PARTS INFORMATION

NOTE: Depending on build date, the bus being serviced will require either P/N 8900250R91 or P/N 306132C1, but not both.

Part Number	Part Description	Quantity
8900250R91	Kit, Harness Routing	1
306132C1 or Source Locally	Strap, Cable Tie	1
Source Locally	Cummins Red Engine Paint or Equivalent	1

8900250R91 contains the following parts:

Part Description	Quantity
Tie Mount	1
Strap, Cable Tie	1
M6X20 Flange Head Bolt	1
M6 Flange Nut	1

SERVICE PROCEDURE

WARNING! TO PREVENT PROPERTY DAMAGE, PERSONAL INJURY, AND / OR DEATH, PARK VEHICLE ON HARD FLAT SURFACE, TURN THE ENGINE OFF, SET THE PARKING BRAKE AND INSTALL WHEEL CHOCKS TO PREVENT THE VEHICLE FROM MOVING IN BOTH DIRECTIONS.

WARNING! TO PREVENT PERSONAL INJURY AND / OR DEATH, ALWAYS WEAR SAFE EYE PROTECTION WHEN PERFORMING VEHICLE MAINTENANCE.

WARNING! TO PREVENT PROPERTY DAMAGE, PERSONAL INJURY, AND / OR DEATH, ALLOW COMPONENTS IN ENGINE COMPARTMENT TO COOL BEFORE SERVICING ENGINE OR VEHICLE.

WARNING! TO PREVENT PROPERTY DAMAGE, PERSONAL INJURY, AND / OR DEATH, KEEP FLAMES OR SPARKS AWAY FROM VEHICLE AND DO NOT SMOKE WHILE SERVICING THE VEHICLE'S BATTERIES. BATTERIES EXPEL EXPLOSIVE GASES.

VEHICLE RECALL 15501

© 2015 Navistar, Inc. All rights reserved. All marks are trademarks of their respective owners.

NOTE: If the bus you are working on was built 03 October 2013 thru 04 September 2014, use P/N 8900250R91 and perform all repair steps. If the bus you are working on was built 08 September 2014 thru 16 March 2015, use P/N 306132C1 and ONLY perform Steps 1 - 4 and Steps 7 - 11.

1. Park vehicle on a flat surface with the wheels straight ahead.
2. Shift the transmission to Park or Neutral and set parking brakes.
3. Install wheel chocks.
4. Unlatch and open hood.





Figure 1. Powertrain Harness.

1. Powertrain harness
 2. Heater hose
 3. Extension bracket
 4. M6X20 bolt
 5. Tie mount
 6. Cable tie strap
5. Install tie mount (Figure 1, Item 5) onto M6X20 bolt (Figure 1, Item 4) and install bolt to end of extension bracket (Figure 1, Item 3) at driver side of engine tunnel.
 6. Install M6 nut (not shown) onto M6X20 bolt (Figure 1, Item 4) and tighten.

NOTE: If the bus you are working on was built 08 September 2014 thru 16 March 2015 and the tie mount is not installed onto the extension bracket, use P/N 8900250R91 and also perform Steps 5 and 6 above.

7. Use cable tie strap (Figure 1, Item 6) to secure powertrain harness (Figure 1, Item 1) to tie mount (Figure 1, Item 5). Do not tighten cable tie strap at this time.



0000364342

Figure 2. High-Pressure Fuel Line.

1. Injector 5 high-pressure fuel line
2. Powertrain harness

8. Lift powertrain harness (Figure 2, Item 2) to provide minimum 1 in clearance with high-pressure fuel line to number 5 injector (Figure 2, Item 1) and tighten cable tie strap (Figure 1, Item 6). Cut off extra cable tie strap end and discard.



0000364361

Figure 3. Paint Abrasion.

1. Paint abrasion, injector 5 high-pressure fuel line

9. Inspect injector 5 high-pressure fuel line for paint worn off from abrasion (Figure 3, Item 1).
 - a. If ONLY paint is worn from abrasion, properly clean area and protect with new paint.
 - b. If fuel line metal surface is worn from abrasion, take picture and open a technical service case file for approval to order from Cummins, part number 4935974, and replace fuel line according to Cummins replacement procedures. If a fleet is performing the inspection and a fuel line is required, contact your local dealer and have them submit the case file.
10. Close and latch hood.
11. Remove wheel chocks.

END OF SERVICE PROCEDURE

LABOR INFORMATION

Operation Number	Description	Time
A40-15501-1	Install Tie Mount And Cable Tie, Paint As Necessary	0.3 hr
A40-15501-2	Replace #5 Injector Line – Only If Needed	0.3 hr
A40-15501-3	Install Cable Tie Only, Paint As Necessary	0.2 hr

CAMPAIGN IDENTIFICATION LABEL

Each vehicle corrected in accordance with this campaign must be marked with a CTS-1075 Campaign Identification Label.

Complete the label and attach on a clean surface next to the vehicle identification number (VIN) plate.



The image shows a rectangular label template with a black border. At the top and bottom of the border, it says "DO NOT REMOVE". Inside the border, the word "INTERNATIONAL" is printed in bold. Below that, there are fields for "Campaign No.", "VIN", "Eng." (with a small arrow pointing right), "COMPLETED", and "Service Location Code" (with a small arrow pointing right).

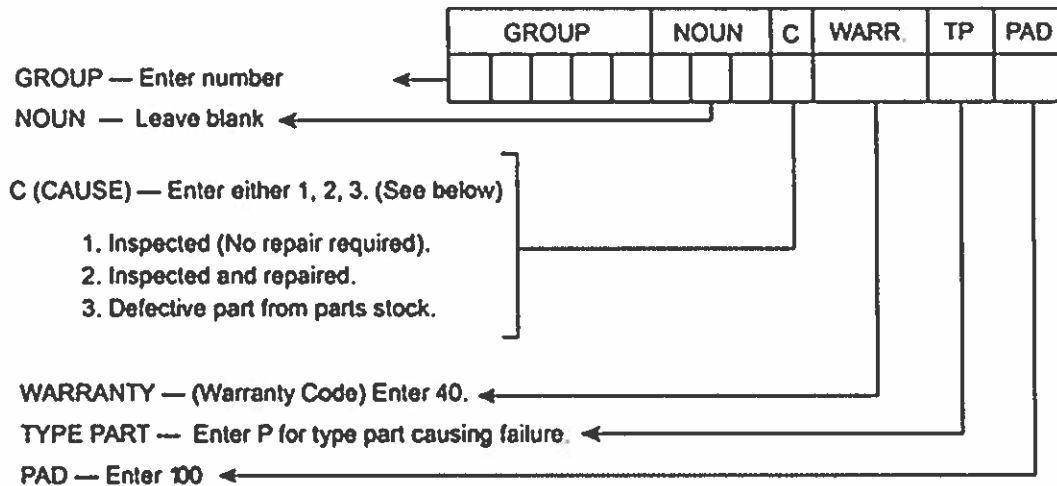
ADMINISTRATIVE / DEALER RESPONSIBILITIES

WARRANTY CLAIMS

Warranty claim expense is to be charged to Warranty. Claims are to be submitted in the normal manner, making reference to Safety Recall 15501.

It is important that the coding be completed properly to assist in processing the warranty claim. Complete instructions will be found in the Warranty Policy Manual, Section 7.1.8.

As with all claim submissions, items acquired locally must be submitted in the "Other Charges" tab. The cost of any bulk items (such as a bag of cable tie straps, roll of wire, barrel of oil, or a tube of silicone) should be prorated for the cost of the individual pieces / amount used during each repair.



UNITED STATES AND POSSESSIONS

The National Traffic and Motor Vehicle Safety Act, as amended, provides that each vehicle that is subject to a vehicle recall campaign must be adequately repaired within a reasonable time after the owner has tendered it for repair. A failure to adequately repair within 60 days after a tender of a vehicle is prima facie evidence of failure to repair within a reasonable time. If the condition is not adequately repaired within 60 days, the owner may be entitled to replacement with an identical or reasonable equivalent vehicle at no charge, or to a refund of the purchase price less a reasonable allowance for depreciation.

Dealers must correct all vehicles subject to this campaign at no charge to the owner, regardless of mileage, age of vehicle, or ownership, from this time forward.

Dealers should proceed immediately to make necessary correction to units in inventory. All inventory vehicles subject to this recall campaign must be corrected prior to sale, transfer or delivery. If vehicles have been sold or transferred and you are in receipt of Customer Notification Letters and Authorization for Recall Service cards for those vehicles, the transfer location or customer must be notified immediately from your dealer location.

Dealers must make every effort to promptly schedule an appointment with each owner to repair his or her vehicle as soon as possible. However, consistent with the customer notification, dealers are expected to complete the repairs on the mutually agreed upon service date.

Dealers involved in the recall process will be furnished a listing of owner names and addresses to enable them to follow up with owners and have the vehicles corrected. Use of this listing must be limited to this campaign because the list may contain information obtained from state motor vehicle registration records, and the use of such motor vehicle registration data for purposes other than this campaign is a violation of law in several states.

CANADA

Dealers must correct all vehicles subject to this campaign at no charge to the owner, regardless of mileage, age of vehicle, or ownership, from this time forward.

Dealers should proceed immediately to make necessary correction to units in inventory. All inventory vehicles subject to this recall campaign must be corrected prior to sale, transfer or delivery. If vehicles have been sold or transferred and you are in receipt of Customer Notification Letters and Authorization for Recall Service cards for those vehicles, the transfer location or customer must be notified immediately from your dealer location.

Dealers must make every effort to promptly schedule an appointment with each owner to repair his or her vehicle as soon as possible. However, consistent with the customer notification, dealers are expected to complete the repairs on the mutually agreed upon service date.

Dealers involved in the recall process will be furnished a listing of owner names and addresses to enable them to follow up with owners and have the vehicles corrected. Use of this listing must be limited to this campaign because the list may contain information obtained from state motor vehicle registration records, and the use of such motor vehicle registration data for purposes other than this campaign is a violation of law in several states.

EXPORT

Export Distributors should proceed immediately to make necessary correction to units in inventory. All inventory vehicles subject to this recall campaign must be corrected prior to sale, transfer or delivery. If vehicles have been sold or transferred and you are in receipt of Customer Notification Letters and Authorization for Recall Service cards for those vehicles, the transfer location or customer must be notified immediately from your distributor location.

Export Distributors are to submit warranty claims in the usual manner making reference to this recall number.

Export Distributors are expected to provide full cooperation and follow-up with respect to this important subject matter. If you have any questions or need further assistance, please contact the Regional Service Manager at your regional office.

NAVISTAR, INC.