

Defect Code: 00 72 58 01 00

Safety Device Return Procedure for Airbag Recall

****ATTENTION****

DO NOT USE THE “1.4 LABEL” **AND DO NOT** FOLLOW ANY INSTRUCTIONS FOUND INSIDE THE REPLACEMENT AIRBAG MODULE’S BOX.

DISREGARD THOSE INSTRUCTIONS AND DO NOT RELABEL THE ORIGINAL BOX THAT WILL NOW BE USED FOR RETURNING THE RECALLED AIRBAG.

IMPORTANT

- As the shipper, your center is responsible for proper packaging and documentation completion.
- The person packaging the airbag(s) must have received the Hazardous Material training per 49CFR 172.702. Those training records must be on file at your center.
- The U.S. Department of Transportation (“DOT”) will impose substantial fines and/or penalties on the shipper if the packaging, labeling, or documentation is not properly prepared and the customer’s (center) copy of the OP 900PRP form is not kept on file for a minimum of two (2) years.

SI M65 11 15- Technical Campaign Recall 15V-628: Passenger-Side Front Airbag

COMPAGN DOF – 48 STATE FEDEX GROUND SHIPMENT PREPARATION

As the shipper, you are responsible for proper packing and document completion. The person packaging the module must have received hazardous material training per 49CFR 172.702, and the training records must be on file at your dealership. The U.S. Department of Transportation will impose substantial fines and/or penalties on the shipper if the packaging, labeling, or documentation is not properly prepared and Customer Copy of OP 900PRP form is not kept on file for a minimum of 2 years.

IMPORTANT: Do not deploy the safety device. Return the used module within 1 – 2 business days. The person packing the used safety device must read and follow the provided instructions.

NOTE: Puerto Rico, Islands of Hawaii and Alaska dealers **CANNOT** follow these shipping instructions. The dealer **MUST** contact the following Takata USA representative(s) directly for shipping instructions:

- For Island of Hawaii and Alaska: Contact Miguel Prigadaa – Tel# 210-250-5078 or Email: MLGTakataRestrains_International@menloworldwide.com
- For Puerto Rico: Email Becky Argyropoulos of Crane Worldwide at MenloControlTower@craneww.com

1. Shipping Documents

OP 900PRP Hazardous Materials Certification Form



2. Packing Instructions

- Confirm box is in acceptable condition by referring to Packaging Reference Guide on the other side of this document. If a new box is needed, follow the New Box Instructions located below the Package Reference Guide.
- Place the un-deployed safety device in the "cradle" of the box insert.



3. Shipping Documentation Instructions

- Separate the bottom 4 labels (OP 900PRP form), place them in the FedEx Ground envelope with BMW Warranty Parts Tag, remove the backing and firmly place on the box.



- Peel off the Box Copy of the OP 900PRP form and firmly apply to the front side of the box.



4. Shipping Documentation Instructions (Cont.)

- Fill in the following on the FedEx Copy and the customer copy:


- Shipper Name (dealer)
 - Address
 - CCN
- Chemtrek CCN21726
Tel: 1-703-527-3887

- Date the FedEx Copy and Customer Copy (MM/DD/YY).
- Sign and Date



5. Shipping Documentation Instructions (Cont.)

- Peel off the SHIPPER RECEIPT from the top of the FedEx Ground PRP Shipping label, place it in the Tracking ID box on the Customer Copy of the OP 900PRP form. **3)**
- Peel off the RECEIPT & SHIPPER NUMBER from the top of the FedEx Ground PRP Shipping label, and place it in the Tracking ID box on the FedEx Copy. **4)**



6. Shipping Documentation Instructions (Cont.)

- Separate the FedEx Copy and Customer Copy of the OP 900PRP form. Keep the FedEx copy with the box.

Note: Dealers must retain the Customer Copy of OP 900PRP form in their records for 2 years.

Dealership Copy



7. Shipping Documentation Instructions (Cont.)

- Fill in Shipper Name & Address in the upper section of the FedEx Ground Shipping label. Note: (RMA# is not required). **1)**
- Peel off the backing of the FedEx Ground PRP Shipping label and affix to the box to left of the Class 9 label. **2)**
 - Use the scribe line on the box as a guide.
 - The FedEx Ground PRP Shipping label must not touch any portion of the printing to the right of the scribe line.
- Provide the package and the FedEx Copy of the OP 900PRP form to the FedEx Ground Driver. **1)**




Note: If you don't receive regular pickups from FedEx, call 888-777-6040 to schedule a pickup of the package.



SI M65 11 15- Technical Campaign Recall 15V-628: Passenger-Side Front Airbag

PACKAGE REFERENCE GUIDE Is This Package Acceptable?

Hazardous materials packaging "Damage" can be classified into one or more of the following different types. They include:

	Damage Type	NO
L	Labeling Packages with improper labeling are NOT acceptable, particularly, If the labels obscure other required marks and labels.	
I	Improper Packing Improper packing is always unacceptable. The packages must be properly packaged to prevent movement in all directions.	
O	Other Damages Multiple damages, such as those may affect the integrity of the package. Others are not as severe and may be acceptable. If questionable, repackage the material.	

Requesting a New Box / Shipping Labels

If a new box or replacement shipping labels are needed, Please follow the instructions below to request replacement materials.

E-Mail: airbagreturns@bmwna.com

To help expedite your request, please be prepared to provide the following information:

- a) Warranty Parts Tag and VIN Number
- b) What Type of shipping material needed
 - OP-900prp Hazardous Materials Certification Form
 - FedEx Ground Shipping Label
 - FedEx Ground Shipping Envelope
- c) Dealer Shipping Information
 - Contact name
 - Dealer address
 - Phone Number

