



IMPORTANT SAFETY RECALL

April 2015

This notice applies to your vehicle, **VIN:** _____

Dear General Motors Customer:

This notice is sent to you in accordance with the National Traffic and Motor Vehicle Safety Act.

General Motors has decided that certain 2015 model year Buick Encore and Chevrolet Trax vehicles fail to conform to Federal/Canada Motor Vehicle Safety Standard (FMVSS) 110, “§571.110 Tire selection and rims and motor home/recreation vehicle trailer load carrying capacity information for motor vehicles with a GVWR of 4,536 kilograms (10,000 pounds) or less” requiring that each vehicle contain a driver’s side placard or label identifying, among other information, tire size, rim size and tire pressure designations. As a result, GM is conducting a recall. We apologize for this inconvenience. However, we are concerned about your safety and continued satisfaction with our products.

IMPORTANT

- Your vehicle is involved in GM recall 15166.
- Install the enclosed label or schedule an appointment.
- This service will be performed for you at **no charge**.

Why is your vehicle being recalled?

The labels affixed to vehicles manufactured at GM Korea’s Bupyeong plant between August 22, 2014 and February 13, 2015 were marked with tire size and pressure designations, as well as the rim size for the spare, but the labels do not contain rim size information for the front or rear wheels. Because the labels do not contain this information, there exists a risk that a customer may not know the rim size appropriate for use on his/her vehicle, increasing the risk of a crash.

What will we do?

The Vehicle Certification overlay label for your vehicle is enclosed. To reduce your inconvenience, you can install the label easily by following the enclosed instructions. If you desire, however, you may take the label to your dealer for installation. This service will be performed for you at **no charge**.

What should you do?

If you would like your dealer to install the label, you should contact your General Motors dealer to arrange a service appointment as

soon as possible. Bring the label with you when you visit your dealer.

Do you have questions?

If you have questions or concerns that your dealer is unable to resolve, please contact the appropriate Customer Assistance Center at the number listed below.

Division	Number	Text Telephones (TTY)
Buick	1-866-608-8080	1-800-832-8425
Chevrolet	1-800-630-2438	1-800-833-2438
Guam	1-671-648-8450	
Puerto Rico – English	1-800-496-9992	
Puerto Rico – Español	1-800-496-9993	
Virgin Islands	1-800-496-9994	

If after contacting your dealer and the Customer Assistance Center, you are still not satisfied we have done our best to remedy this condition without charge and within a reasonable time, you may wish to write the Administrator, National Highway Traffic Safety Administration, 1200 New Jersey Avenue, SE, Washington, DC 20590, or call the toll-free Vehicle Safety Hotline at 1.888.327.4236 (TTY 1.800.424.9153), or go to <http://www.safercar.gov>. The National Highway Traffic Safety Administration Campaign ID Number for this recall is 15V162.

Federal regulation requires that any vehicle lessor receiving this recall notice must forward a copy of this notice to the lessee within ten days.

Jeffrey M. Boyer
Vice President
Global Vehicle Safety

GM Recall #15166

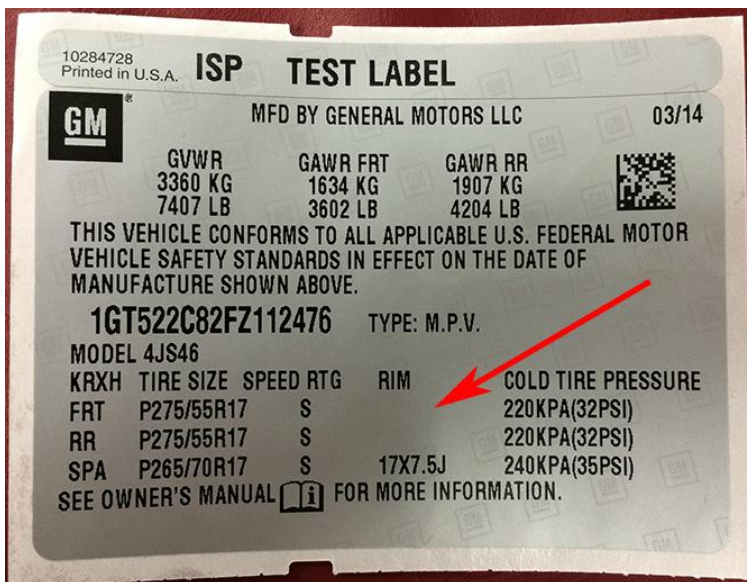
Vehicle Certification Label Installation Instructions

1. Open the driver's door.




4122076

2. Locate the Vehicle Certification Label on the lower section of the driver's door jamb as illustrated above.



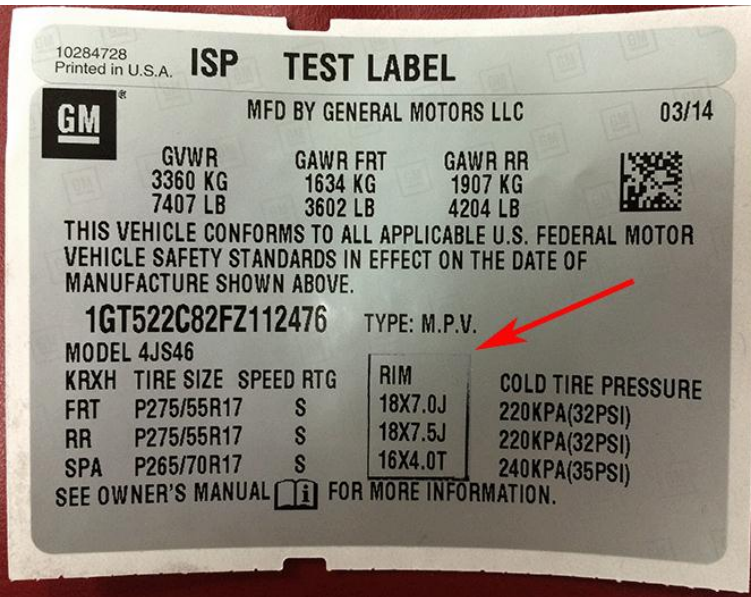
4152238

3. The original label may be blank under the "RIM" column, or have information hand written in. If the label is hand written, you may remove the writing with isopropyl alcohol (rubbing alcohol).
4. The original label must be clean and dry before installing the overlay label.



4152227

5. Locate the overlay label included with these instructions. Remove the label from the backing by folding the backing paper as shown above.



4152349

6. Apply the overlay label in the location shown above. Assure the label is properly positioned before allowing contact with the original label. The adhesive used is very aggressive and will not allow repositioning once the label is applied.
7. Close the driver's door.