



David J. Johnson
 Director
 Service Engineering Operations
 Ford Customer Service Division

Ford Motor Company
 P. O. Box 1904
 Dearborn, Michigan 48121

November 29, 2018

TO: All U.S. Ford and Lincoln Dealers

**SUBJECT: NEW VEHICLE DEMONSTRATION / DELIVERY HOLD –
 Safety Recall 15S21 – *Supplement #11***
 Certain 2005-2006 Model Year Ford GT and 2005-2014 Model Year Mustang
 Vehicles
 Driver Airbag Inflator or Driver Airbag Module Replacement

New! REASON FOR THIS SUPPLEMENT

- *Changes have been made to the rental policy in the Dealer Bulletin and Takata Airbag Recall Rental Vehicle Policy attachment.*
- *Clarification has been made to the Parts Ordering Information in Attachment II.*

AFFECTED VEHICLES

Vehicle	Model Year	Assembly Plant	Build Dates	Parts Availability
Ford GT	2005-2006	Wixom	February 20, 2004 through September 22, 2006	✓ Available
Mustang	2005-2014	Flat Rock	April 6, 2004 through June 21, 2014	✓ Available

Affected vehicles are identified in OASIS and FSA VIN Lists.

NOTE: The Mustang and Ford GT airbag inflators used in this recall are shipped directly from the supplier rather than from a Ford parts warehouse. **PARTS ARE AVAILABLE FOR ORDERING even though parts warehouses will not show any inventory.**

REASON FOR THIS SAFETY RECALL

Takata has determined that the airbag inflator propellant wafers in some inflators may experience an alteration over time, which could potentially lead to an over-aggressive combustion in the event of a crash that requires airbag deployment. This potential condition could create excessive internal pressure when the airbag is deployed, which could result in the body of the inflator rupturing upon deployment increasing the risk of injury to occupants.

SERVICE ACTION

- Before demonstrating or delivering 2005-2006 Ford GT and 2005-2012 Mustang vehicles, dealers are to replace the driver airbag inflator.
- Before demonstrating or delivering any new in-stock 2013-2014 Mustang vehicles, dealers are to replace the driver airbag module.
- Dealers must also perform safety recall 16S26, 17S01 or 18S01 on the passenger side airbag if any of these recalls are open in OASIS.

NOTE: All replaced driver airbag inflators and driver airbag modules must be returned for analysis.

NOTE: All vehicles that were previously repaired under Safety Recall 14B09 will also require driver airbag inflator replacement, as directed by this safety recall.

This service must be performed on all affected vehicles at no charge to the vehicle owner.

OWNER NOTIFICATION MAILING SCHEDULE

All original owner letter mailings have been completed. To encourage customers to have this important safety recall completed, follow up owner letter mailings are currently being sent on a regular cadence to customers that have not yet had this recall completed.

Dealers must repair any affected vehicles that arrive at their dealerships, whether or not the customer has received a letter.

PLEASE NOTE:

Federal law requires dealers to complete this recall service before a new vehicle is delivered to the buyer or lessee. Violation of this requirement by a dealer could result in a civil penalty of up to \$21,000 per vehicle. Correct all vehicles in your new vehicle inventory before delivery.

New! ATTACHMENTS

Attachment I: Administrative Information
Attachment II: Labor Allowances and Parts Ordering Information
Attachment III: Technical Information
Attachment IV: Regional Core Recovery Center (RCRC) Airbag Inflator Return Process
Attachment V: Dealer Q & A
Attachment VI: Takata Airbag Recall Rental Vehicle Policy
Owner Notification Letter

QUESTIONS & ASSISTANCE

For questions and assistance, contact the Special Service Support Center (SSSC) via the SSSC Web Contact Site. The SSSC Web Contact Site can be accessed through the Professional Technician Society (PTS) website using the SSSC link listed at the bottom of the OASIS VIN report screen or listed under the SSSC tab.

Sincerely,



David J. Johnson

NEW VEHICLE DEMONSTRATION / DELIVERY HOLD – Safety Recall 15S21 – Supplement #11
Certain 2005-2006 Ford GT and 2005-2014 Mustang Vehicles
Driver Airbag Inflator or Driver Airbag Module Replacement

OASIS ACTIVATION

OASIS was activated on June 4, 2015.

FSA VIN LISTS ACTIVATION

FSA VIN Lists were available through <https://web.fsavinlists.dealerconnection.com> on June 4, 2015.

Owner names and addresses became available on August 1, 2016.

NOTE: Your FSA VIN Lists may contain owner names and addresses obtained from motor vehicle registration records. The use of such motor vehicle registration data for any purpose other than in connection with this recall is a violation of law in several states, provinces, and countries. Accordingly, you must limit the use of this listing to the follow-up necessary to complete this recall.

SOLD VEHICLES

- Owners of affected vehicles will be directed to dealers for repairs.
- Immediately contact any of your affected customers whose vehicles are not on your VIN list but are identified in OASIS. Give the customer a copy of the Owner Notification Letter (when available) and schedule a service date.
- Correct other affected vehicles identified in OASIS which are brought to your dealership.
- Dealers are to prioritize repairs of customer vehicles over repairs of new and used vehicle inventory.

STOCK VEHICLES

- Correct all affected units in your new vehicle inventory before delivery.
- Use OASIS to identify any affected vehicles in your used vehicle inventory.

USED CAR LOTS/OTHER FRANCHISES

Dealers are encouraged to establish ongoing contacts with local used car lots, non-Ford or Lincoln branded dealerships, independent repair facilities and vehicle auctions. Dealers should request that these businesses notify them if they have vehicles affected by a Takata airbag recall. If a dealer is notified of vehicles that have an open Takata airbag recall, repairs must promptly be made to these vehicles.

DEALER-OPERATED RENTAL VEHICLES

The Fixing America's Surface Transportation (FAST) Act law effective June 2016 prohibits a rental company from selling, renting or leasing vehicles subject to a safety or compliance recall. Please consult your legal counsel for legal advice.

TITLE BRANDED / SALVAGED VEHICLES

Affected title branded and salvaged vehicles are eligible for this recall.

QUICK LANE REPAIRS

- At the dealer's discretion, dealers with Quick Lanes may now use Quick Lane service bays and Quick Lane technicians to perform **Takata Airbag Recalls**.
- Claim processing, hazardous material handling and parts returns **MUST** be processed through the main dealership's warranty submission process and parts department.
- No other warranty or recall repairs are allowed at Quick Lanes at this time.

OWNER REFUNDS

Refunds are not approved for this program.

NEW VEHICLE DEMONSTRATION / DELIVERY HOLD – Safety Recall 15S21 – Supplement #11
Certain 2005-2006 Ford GT and 2005-2014 Mustang Vehicles
Driver Airbag Inflator or Driver Airbag Module Replacement

RENTAL VEHICLES

The recall repair for these vehicles takes less than one hour to complete. With proper dealer parts ordering and service appointment scheduling, rental vehicles should not be required to complete this recall repair.

If a customer requests a rental vehicle while their vehicle is being repaired, or while waiting on parts to become available to complete the repair, rental vehicle reimbursement is available. Refer to the flow chart on page 5 of the Takata Airbag Recall Rental Policy attachment for the process for requesting rental vehicle reimbursement. Reimbursement rates are listed on page 2 of the attachment.

Dealers must notify the customer the same day that the repair is completed on their vehicle and request that they promptly return the rental vehicle. Rentals exceeding 7 days from the date the customer is notified that their vehicle is repaired, will not be reimbursed. Refer to the flow chart on page 5 of the Takata Airbag Recall Rental Policy attachment for details.

NOTE: To minimize the time that a customer is in a rental vehicle, dealers must order required parts prior to a customer's appointment if the parts availability in the Dealer Bulletin is listed as "Available".

NOTE: This rental vehicle provision is an effort to make it easier for customers to have this recall repair completed on their vehicle and should only be offered when a customer requests a rental vehicle. Rental vehicles must not be used to help manage service department scheduling.

FORD GT SPECIAL HANDLING

Dealers are authorized to claim up to a maximum combined value of \$200 to provide unique services to Ford GT owners under this recall. Examples of potential services include:

- Technician travel to vehicle location for remote repair
- Vehicle transportation (towing/flatbed) to dealership
- Vehicle re-delivery to the owners location after repairs have been completed
- Ford and Lincoln Dealerships are authorized to claim the special handling allowance.

In some cases, \$200 may not be sufficient to tow the vehicle to the dealership and redeliver to the customer. Dealers are encouraged to consider remote repairs at the vehicles location in these scenarios.

ADDITIONAL REPAIR (LABOR TIME AND/OR PARTS)

Additional repairs identified as necessary to complete the FSA should be managed as follows:

- Vehicles that have deployed, missing, or modified airbags need to be reviewed by the Special Service Support Center (SSSC) to ensure the potential risk for airbag inflator rupture is no longer present. Dealers are encouraged to submit a VIN-specific web contact request to the SSSC with pictures showing the airbag's state and vehicle's VIN plate so a determination can be made.
- For related damage and access time requirements, refer to the Warranty and Policy Manual – Section 6 – Ford/Lincoln Program Policies – Field Service Actions (FSA) – Related Damage.
- Submit an Approval Request to the SSSC Web Contact Site prior to completing the repair.

NEW VEHICLE DEMONSTRATION / DELIVERY HOLD – Safety Recall 15S21 – Supplement #11
 Certain 2005-2006 Ford GT and 2005-2014 Mustang Vehicles
 Driver Airbag Inflator or Driver Airbag Module Replacement

New! CLAIMS PREPARATION AND SUBMISSION

- Enter claims using Dealer Management System (DMS) or One Warranty Solution (OWS) online.
 - When entering claims, select claim type 31: Field Service Action. The FSA number (15S21) is the sub code.
 - For additional claims preparation and submission information, refer to the Recall and Customer Satisfaction Program (CSP) Repairs in the OWS User Guide.
- Additional labor and/or parts must be claimed as related damage on a separate repair line from the FSA. **IMPORTANT:** Click the radio button on the Related Damage Indicator.

NOTE: The serial number of the new airbag inflator must be provided to Ford for the claim to be processed, including all 2013-2014 Mustang vehicles. The Technical Information in this bulletin advises technicians to document the new airbag inflator serial number on the repair order. If the serial number is not readable, a new inflator/module must be installed. Enter the 13-character serial number of the new airbag inflator in the claim as follows:

- For claims submitted using DMS or OWS on-line, enter the serial numbers in the Test Results Section.
 - Select DTC REQUIRED MEASUREMENT OR RESULTS from the drop down list.
 - Enter the serial number in the CODE field without spaces or dashes.
- For Ford GT Special Handling claim up to a maximum of \$200. All Special Handling must be on the same repair line the FSA is claimed. Claim Special Handling under Misc. Expense Code “OTHER.”

Rental Vehicle Reimbursement

Refer to the Takata Airbag Recall Rental Vehicle Policy attachment for dollar amounts and further reimbursement details. Only actual rental expenses incurred should be claimed even if approved for additional rental days.

- Rental expenses must be claimed under FSA 15S21 on the same claim, and same RO line, as the repair.
- Dealers are pre-approved for up to 4 days of rental reimbursement.
 - **If the rental period does not exceed 4 days**, submit the rental expense on the same claim, and RO line, as the repair. Use Misc. Expense Code “RENTAL”. No approval code is needed.
 - **If the rental period exceeds 4 days**, a web contact must be submitted to the Special Service Support Center (SSSC) for approval. *Include details outlining why additional rental days are required.*
 - The SSSC web contact must include all rental expenses, admin fee (if applicable), parts costs, and labor costs. All of these amounts are required so the approval code will cover the entire RO line amount.
 - Enter the total amount of the rental expenses on the same claim, and same RO line, as the repair. Use Misc. Expense Code “RENTAL”.
 - A \$25 administrative fee can be claimed on any short-term rental claims that exceed 4 days of rental and have an RO date after September 23, 2018. Claim the administrative fee on the same RO line under Misc. Expense Code “FSAEXP”. The \$25 must be included in the SSSC approval amount.

If the customer has paid for a rental vehicle or alternative transportation for the purpose of this recall, they are eligible for reimbursement within the guidelines outlined in the Takata Airbag Recall Rental Vehicle Policy. Dealers must follow the same process for claiming rental vehicle reimbursement and then refund the customer.

NEW VEHICLE DEMONSTRATION / DELIVERY HOLD – Safety Recall 15S21 – Supplement #11

Certain 2005-2006 Ford GT and 2005-2014 Mustang Vehicles
Driver Airbag Inflator or Driver Airbag Module Replacement

LABOR ALLOWANCES

Vehicle	Description	Labor Operation	Labor Time
2005-2006 Ford GT	Replace Driver Airbag Inflator	15S21B	0.4 Hours*
2005-2012 Mustang			
2013-2014 Mustang	Replace Driver Airbag Module	15S21C	0.4 Hours*

* It is no longer necessary to follow the WSM SRS Depowering and Repowering steps when performing the service procedure. Refer to Attachment III - Technical Information.

PARTS REQUIREMENTS / ORDERING INFORMATION

Parts are available for open order. Order your parts through normal order processing channels. To guarantee the shortest delivery time, an emergency order for parts must be placed. *The emergency order surcharge can be waived on Ford Motor Company-paid repairs; see section 2500 of the Dealer Parts Policy & Procedure Manual on FMCDealer for details on order submission requirements.*

NOTE: Any parts availability changes will be communicated via a DOES II communication.

Part Number	Vehicle	Description	Order Quantity
5R3Z-63043B13-C	2005-2006 Ford GT	Driver Airbag Inflator	1
	2005-2012 Mustang		
CR3Z-63043B13-AD	2013-2014 Mustang (non-Shelby GT500)	Driver Airbag Module	1
DR3Z-63043B13-AD	2013-2014 Mustang (Shelby GT500)	Driver Airbag Module	1

NOTE: The Mustang and Ford GT airbag inflators used in this recall are shipped directly from the supplier rather than from a Ford parts warehouse. **PARTS ARE AVAILABLE FOR ORDERING even though parts warehouses will not show any inventory.**

The DOR/COR number for this program is 51036.

Due to the large volume of affected Mustang vehicles that still have an open recall, dealers will receive a seed stock of Mustang parts starting in the month of November 2018 to ensure parts are readily available to complete repairs. There are still a significant number of unrepaired Mustang and Ford GT vehicles and dealers are encouraged to maintain stock of these parts to be prepared to repair vehicles as they arrive for repairs.

IMPORTANT: Old parts (5R3Z-63043B13-A) used in previous FSAs must no longer be installed in vehicles can be returned via the FSA parts return process. Please use “CG” as the claim code and note in the shipper field the FSA bulletin number (15S21).

EXCESS STOCK RETURN

To support NHTSA-assigned completion mandates for the Takata airbag recalls, and the millions of Ford and Lincoln vehicles that require repairs under the Takata airbag recalls, excess stock returns will not be accepted for unused new recall remedy parts until 85% of all affected vehicles have been repaired. Dealers should utilize their FSA VIN list and DMS information to contact their affected customers and repair all vehicles that are brought to your dealership with an open Takata airbag recall.

NEW VEHICLE DEMONSTRATION / DELIVERY HOLD – Safety Recall 15S21 – Supplement #11
Certain 2005-2006 Ford GT and 2005-2014 Mustang Vehicles
Driver Airbag Inflator or Driver Airbag Module Replacement

PARTS RETENTION AND RETURN

NOTE: All replaced driver airbag inflators and driver airbag modules must be returned in the new part box. If the new part box is damaged or lost, contact XPO logistics at 210-250-5079 or SCFieldAction.14305@xpo.com for a replacement box.

NOTE: RCRC will only pick-up parts that have a corresponding FCS-700 Tag.

- Part return instructions:
 - Dealers must monitor their OWS parts status report. A FCS-700 tag will be generated for each driver and passenger airbag inflator. Parts will be picked up by the RCRCs.
 - The RCRC will not pick up parts that are not properly packaged in the new part box.
 - Refer to Attachment IV for specific part return instructions and documentation.
 - Disregard prepaid FedEx shipping instructions that may be included in new part boxes.
- Part return instructions for **dealers outside of the lower 48 United States:**
 - Continue to follow the previous FedEx airbag inflator return process of contacting Miguel Prigadaa at 210-250-5078 or Miguel.Prigadaa@email.xpo.com.
- Follow the provisions of the Warranty and Policy Manual, Section 1 “WARRANTY PARTS RETENTION AND RETURN POLICIES.”

IMPORTANT: If a FCS-700 Tag is not issued, or the OWS parts status report directs to “Scrap” a part replaced under this safety recall, please submit a General Request to the SSSC Web Contact Site stating that you were directed to scrap a part.

DEALER PRICE

For latest prices, refer to DOES II.


CERTAIN 2005-2006 FORD GT AND 2005-2014 MUSTANG VEHICLES — DRIVER AIRBAG INFLATOR OR DRIVER AIRBAG MODULE REPLACEMENT

OVERVIEW

Takata has determined that the air bag inflator propellant wafers in some inflators may experience an alteration over time, which could potentially lead to an over-aggressive combustion in the event of an airbag deployment. This potential condition could create excessive internal pressure when the airbag is deployed, which could result in the body of the inflator rupturing upon deployment increasing the risk of injury to occupants. Dealers are to replace the driver airbag inflator or driver airbag module as directed. **The serial number from the *new* airbag inflator must be recorded on the repair order.** The replaced driver airbag inflator or driver airbag module will be placed into the packaging from the *new* part to be returned to Takata.

NOTE: For vehicles that the airbags have deployed or that have other modifications preventing the recall repair from being completed, submit a VIN specific request to the SSSC Web Contact Site prior to attempting a repair. Attach pictures of the vehicles airbag modules to the request.

SERVICE PROCEDURE

 **WARNING:** Failure to follow the instructions and warnings in the Workshop Manual may result in injury.

NOTE: If the Airbag Readiness light indicates no Supplemental Restraint System (SRS) faults are present, it is not necessary to follow the WSM SRS Depowering and Repowering steps when performing this service procedure. Turn the ignition to OFF and wait 1 minute, then it is safe to proceed with airbag inflator or airbag module replacement.

NOTE: The ignition must remain OFF until this service procedure is completed.

1. Determine the appropriate service action.

- 2013-2014 Mustang (all) - Replace driver airbag module - Page 2.
- 2005-2006 Ford GT and 2005-2012 Mustang - Replace driver airbag inflator - Page 3.



2013-2014 Mustang (all) – Replace Driver Airbag Module

NOTE: The serial number of the *new* airbag inflator must be provided to Ford for the warranty claim to be processed.

1. Record the 13 character serial number of the *new* airbag inflator on the repair order. The inflator is pre-installed in the *new* airbag module. See Figure 1.



FIGURE 1

NOTE: If the Airbag Readiness light indicates no Supplemental Restraint System (SRS) faults are present, it is not necessary to follow the WSM SRS Depowering and Repowering steps when performing this service procedure. Turn the ignition to OFF and wait 1 minute, then it is safe to proceed with airbag module replacement.

NOTE: The ignition must remain OFF until this service procedure is completed.

2. Replace the driver airbag module. Please follow the Workshop Manual (WSM) procedures in Section 501-20B.

NOTE: Confirm that the Airbag Readiness light still indicates no SRS faults are present.

3. Package the replaced airbag module in the *new* part box and provide to the appropriate dealership personnel for part returns.



2005-2006 Ford GT and 2005-2012 Mustang - Replace Driver Airbag Inflator

NOTE: If the Airbag Readiness light indicates no Supplemental Restraint System (SRS) faults are present, it is not necessary to follow the WSM SRS Depowering and Repowering steps when performing this service procedure. Turn the ignition to OFF and wait 1 minute, then it is safe to proceed with airbag module replacement.

NOTE: The ignition must remain OFF until this service procedure is completed.

1. Remove the driver airbag from the vehicle. Please follow the Workshop Manual (WSM) procedures in Section 501-20B.
2. Set the airbag face down onto a surface that will not scratch or damage the airbag face.

⚠ WARNING: Do not allow any debris on or around the airbag once the inflator is removed.

3. Remove and discard the four airbag inflator retaining nuts from the driver side airbag. See Figure 2.
4. **NOTE:** In order to verify the correct airbag inflator is installed, mark the old airbag inflator with a felt tip marker prior to removal.

Remove the airbag inflator and set aside for return shipping. See Figure 2.




FIGURE 2

NOTE: The serial number of the *new* airbag inflator must be provided to Ford for the warranty claim to be processed.

5. Record the 13 character serial number of the *new* airbag inflator on the repair order. See Figure 1.



6. Align the key on the driver airbag with the slot on the *new* inflator. Install the *new* inflator into the driver airbag. See Figure 3.




FIGURE 3

7. Install four *new* airbag inflator nuts onto the driver airbag. See Figure 3.

- Tighten to 6.5 Nm (57 lb-in).

8. Re-install the driver airbag. Please follow the WSM Procedures in Section 501-20B.

NOTE: Confirm that the Airbag Readiness light still indicates no SRS faults are present.

9. Package the replaced inflator in the *new* part box and provide to the appropriate dealership personnel for part returns.



**NEW VEHICLE DEMONSTRATION / DELIVERY HOLD –
Safety Recall 15S21**

Certain 2005-2006 Model Year Ford GT and 2005-2014 Model Year Mustang Vehicles
Driver Airbag Inflator or Driver Airbag Module Replacement

**REGIONAL CORE RECOVERY CENTER
AIRBAG INFLATOR AND AIRBAG MODULE RETURN PROCESS**

PART RETURN INSTRUCTIONS AND SHIPPING DOCUMENTATION

The Regional Core Recover Center (RCRC) will only pick up airbag inflators and airbag modules with a corresponding FCS-700 tag, and the replaced part must be packaged in the box from the new part. A FCS-700 tag will be generated for each part on claims paid on or after May 10, 2016.

NOTE: Airbag inflators and airbag modules that do not have FCS-700 tags must be returned utilizing the previous return process; RCRC's will not accept any parts that do not have FCS-700 tags.

NOTE: If the new airbag inflator box is damaged or lost, call 210-250-5079 or email SCFIELDACTION.14305@XPO.COM for a replacement box.

Print and provide both of the following completed documents to the RCRC driver:

1. Hazardous Materials Shipping Document (Page 2)
 - a. In the box titled Shipper, enter your dealership name and address.
 - b. In the box titled Receiver, enter the address of your Regional Core Recovery Center.
NOTE: Page 4 contains a list of RCRC locations. If you are unsure of which RCRC location serves your dealership, consult the RCRC driver.
 - c. In the box titled Number/Type of Package, enter the number of boxed inflators.
 - d. In the box titled Weight, enter the total shipment weight of all boxed inflators.
 - e. At the bottom of the Hazardous Materials Shipping Document, complete the Shipper's Certification
2. North American Emergency Response Guide 171 (Page 3)

HAZARDOUS MATERIALS SHIPPING DOCUMENT – GROUND TRANSPORTATION

SHIPPER	RECEIVER
Dealership Name:	Ford Motor Company
	Regional Core Recovery Center
Address:	Address:
Phone:	Phone:
24-HOUR EMERGENCY CONTACT: INFOTRAC 1-800-535-5053 (Domestic) 1-352-323-3500 (International)	

General Instructions: Pursuant to 49 CFR each person who offers a hazardous material for transportation shall perform the following pre- transportation functions: (1) Determine the hazard class of the material (2) Select authorized hazmat packaging (3) Fill hazmat packaging (4) Properly close hazmat packaging (5) Properly mark the package (6) Properly label the package (7) Prepare shipping document (8) Provide and maintain emergency response information (9) Review shipping paper to verify compliance to 49 CFR (10) Sign shipping document to certify shipment is in conformance to 49 CFR (11) Load hazardous material in transport vehicle (12) Segregate hazardous material from incompatible cargo (13) Select, provide or affix placards to transport vehicle to indicate that it holds hazardous materials.

Also, pursuant to 49 CFR an employer must ensure any employee performing any function affecting the transport of hazardous materials must be appropriately trained for the function the employee performs and must be retrained every thirty-six months.

DOT Shipping Description		
Number/Type of Package	UN Number, Proper Shipping Name, Hazard Class, Packing Group	Weight
Box(es)	UN3268, Safety Devices, Class 9	Lbs.

Shipper's Certification (49 CFR 172.204): This is to certify that the above named materials are properly classified, described, packaged, marked and labeled and are in proper condition for transportation according to the applicable regulations of the Department of Transportation.

NAME: _____ **SIGNATURE:** _____ **DATE:** _____

<p>ERG2012 SUBSTANCES (LOW TO MODERATE HAZARD) GUIDE 171</p>	<p>ERG2012 SUBSTANCES (LOW TO MODERATE HAZARD) GUIDE 171</p>
<p>EMERGENCY RESPONSE</p> <p>FIRE</p> <p>Small Fire</p> <ul style="list-style-type: none"> • Dry chemical, CO₂ water spray or regular foam. <p>Large Fire</p> <ul style="list-style-type: none"> • Water spray, fog or regular foam. • Do not scatter spilled material with high pressure water streams. • Move containers from fire area if you can do it without risk. • Dike fire-control water for later disposal. <p>Fire Involving Tanks</p> <ul style="list-style-type: none"> • Cool containers with flooding quantities of water until well after fire is out. • Withdraw immediately in case of rising sound from venting safety devices or discoloration of tank. • ALWAYS stay away from tanks engulfed in fire. 	<p>POTENTIAL HAZARDS</p> <p>FIRE OR EXPLOSION</p> <ul style="list-style-type: none"> • Some may burn but none ignite readily. • Containers may explode when heated. • Some may be transported hot. <p>HEALTH</p> <ul style="list-style-type: none"> • Inhalation of material may be harmful. • Contact may cause burns to skin and eyes. • Inhalation of Asbestos dust may have a damaging effect on the lungs. • Fire may produce irritating, corrosive and/or toxic gases. • Some liquids produce vapors that may cause dizziness or suffocation. • Runoff from fire control may cause pollution. <p>PUBLIC SAFETY</p> <ul style="list-style-type: none"> • CALL EMERGENCY RESPONSE Telephone Number on Shipping Paper first. If Shipping Paper not available or no answer, refer to appropriate telephone number listed on the inside back cover. • As an immediate precautionary measure, isolate spill or leak area in all directions for at least 50 meters (150 feet) for liquids and at least 25 meters (75 feet) for solids. • Keep unauthorized personnel away. • Stay upwind. <p>PROTECTIVE CLOTHING</p> <ul style="list-style-type: none"> • Wear positive pressure self-contained breathing apparatus (SCBA). • Structural firefighters' protective clothing will only provide limited protection. <p>EVACUATION</p> <p>Spill</p> <ul style="list-style-type: none"> • See Table 1 - Initial Isolation and Protective Action Distances for highlighted materials. For non-highlighted materials, increase, in the downwind direction, as necessary, the isolation distance shown under "PUBLIC SAFETY". <p>Fire</p> <ul style="list-style-type: none"> • If tank, rail car or tank truck is involved in a fire, ISOLATE for 800 meters (1/2 mile) in all directions; also, consider initial evacuation for 800 meters (1/2 mile) in all directions.
<p>SPILL OR LEAK</p> <ul style="list-style-type: none"> • Do not touch or walk through spilled material. • Stop leak if you can do it without risk. • Prevent dust cloud. • Avoid inhalation of asbestos dust. <p>Small Dry Spill</p> <ul style="list-style-type: none"> • With clean shovel place material into clean, dry container and cover loosely; move containers from spill area. <p>Small Spill</p> <ul style="list-style-type: none"> • Take up with sand or other non-combustible absorbent material and place into containers for later disposal. <p>Large Spill</p> <ul style="list-style-type: none"> • Dike far ahead of liquid spill for later disposal. • Cover powder spill with plastic sheet or tarp to minimize spreading. • Prevent entry into waterways, sewers, basements or confined areas. 	<p>FIRST AID</p> <ul style="list-style-type: none"> • Move victim to fresh air. • Call 911 or emergency medical service. • Give artificial respiration if victim is not breathing. • Administer oxygen if breathing is difficult. • Remove and isolate contaminated clothing and shoes. • In case of contact with substance, immediately flush skin or eyes with running water for at least 20 minutes. • Ensure that medical personnel are aware of the material(s) involved and take precautions to protect themselves.
<p>Page 281</p>	<p>Page 280</p>

RCRC Locations

RCRC CODE	Address	City	State	Zip
00708	TRI COUNTY COMMERCE PARK, BLDG. 3/3A, 2511 LOVI ROAD	FREEDOM	PA	15042
01183	20501 PENNSYLVANIA ROAD STE 140	BROWNSTOWN Twp	MI	48192
01326	9040 BURROUGH DOVER LANE	PENNSAUKEN	NJ	08110
01728	3700 CLAYMOORE PK. DR., S. 160	HOUSTON	TX	77043
01729	5915 CORRIDOR PARKWAY	SCHERTZ	TX	78154
02276	4300 ROUND LAKE ROAD W. UNIT 200	ARDEN HILLS	MN	55112
02454	1605 SURVEYOR BLVD.	CARROLLTON	TX	75006
03001	8333 WASHINGTON PL NE Suite E	ALBUQUERQUE	NM	87113
03199	7103 E. 47TH AVE.	DENVER	CO	80216
04861	5503 F ST	OMAHA	NE	68117
05399	3421 W. WELDON.	PHOENIX	AZ	85017
05495	4161 DIXON AVE	DES MONIES	IA	50313
05514	3645 DEVELOPERS RD.	INDIANAPOLIS	IN	46227
06201	3737 S. CAPITOL AVE.	WHITTIER	CA	90601
06583	600 SOUTH THERESA AVE.	ST LOUIS	MO	63103
06586	4444 SOUTH BLVD.	CHARLOTTE	NC	28209
06615	8242 SANDY COURT	JESSUP	MD	20794
06952	7145 INDUSTRIAL	EL PASO	TX	79915
06953	550 GILLS DRIVE	ORLANDO	FL	32824
06954	5286 GEORRGIA HWY 85, SUITE 200	FOREST PARK	GA	30297
06955	545 FORD AVE	JACKSON	MS	39209
06959	900 W. MAIN	OKLAHOMA CITY	OK	73106
07089	4304 EUBANK ROAD	RICHMOND	VA	23231
08263	11 CHAPIN RD, UNIT A	PINE BROOK	NJ	07058
08453	18637 72nd AVE S	KENT	WA	98032
08454	5220 N. E. 152ND PLACE	PORTLAND	OR	97230
08587	2999 MILLER STREET	SAN LEANDRO	CA	94577
08731	8250 NE UUNDERGROUND DRIVE PILLAR 153	KANSAS CITY	MO	64161
08858	2333 S. 1800 WEST	WEST VALLEY CITY	UT	84119
09001	3311 CORPORATE DR	JOLIET	IL	60431
09121	444 WHITNEY ST	NORTHBOROUGH	MA	01532
09252	1901 LEMOYNE AVE.	SYRACUSE	NY	13208

DEMONSTRATION / DELIVERY HOLD – Safety Recall 15S21
Certain 2005-2006 Ford GT and 2005-2014 Mustang Vehicles
Driver Airbag Inflator or Driver Airbag Module Replacement

DEALER Q & A

- Q1. 14B09 has previously been performed on a 2005-2006 Ford GT or 2005-2008 Mustang vehicle. Why is the same vehicle also affected by 15S21?**
- A. Safety Recall 15S21 utilizes a redesigned part for a final repair. 14B09 was an interim repair using a “like for like” part that must be replaced under safety recall 15S21.
- Q2. Can the airbag inflator part number provided in 14B09 be used to complete repairs under 15S21?**
- A. No, the parts used in 14B09 and 15S21 are not equivalent. Use only part number(s) listed in 15S21 (or latest level replacements) for this final repair.
- Q3. Can dealers perform repairs on 2013-2014 Mustang Shelby GT500 vehicles now?**
- A. Yes, 2013-2014 Mustang Shelby GT500 vehicles can now be repaired with a unique part.
- Q4. Can airbag inflator (5R3Z-63043B13-C) be installed in 2013-2014 Mustang vehicles?**
- A. No, the driver airbag system in 2013-2014 Mustang vehicles is unique. The entire driver airbag module assembly must be installed in these vehicles.
- Q5. Does the airbag inflator serial number on 2013-2014 Mustang vehicles have to be provided to Ford?**
- A. Yes. The airbag inflator serial number is clearly visible on the airbag module assembly. Claims will not be processed without the serial number. Refer to Attachment I – Claims Preparation and Submission and Attachment III – Technical Information.
- Q6. What do I do with old level parts?**
- A. Old parts (5R3Z-63043B13-A) can be returned via the FSA parts return process. Please use “CG” as the claim code and note in the shipper field the FSA bulletin number (15S21).
- Q7. When will complete driver airbag modules be available for 2005-2006 Ford GT and 2005-2014 Mustang crash repairs?**
- A. Complete driver airbag modules are now available for collision repairs.
- Q8. Are rental vehicles available for customers?**
- A. Yes, if a customer requests a rental vehicle. Refer to the Takata Airbag Recall Rental Vehicle Policy attachment for full details.
- Q9. A vehicle on my dealer’s FSA VIN list has deployed, modified, or missing airbags. Can the vehicle be removed from my dealer’s FSA VIN list?**
- A. Vehicles that have deployed, missing, or modified airbags need to be reviewed by the Special Service Support Center (SSSC) to ensure the potential risk for airbag inflator rupture is no longer present. Dealers should submit a VIN-specific web contact request to the SSSC with pictures showing the airbag’s state and vehicle’s VIN plate so a determination can be made.

DEMONSTRATION / DELIVERY HOLD – Safety Recall 15S21
Certain 2005-2006 Ford GT and 2005-2014 Mustang Vehicles
Driver Airbag Inflator or Driver Airbag Module Replacement

Q10. Can my Dealership use Quick Lane bays and Technicians to complete this recall?

- A. At the dealer's discretion, dealers with Quick Lanes may now use Quick Lane service bays and Quick Lane technicians to perform **Takata Airbag Recalls**.
- Claim processing, hazardous material handling and parts returns **MUST** be processed through the main dealership's warranty submission process and parts department.
 - No other warranty or recall repairs are allowed at Quick Lanes at this time.

Q11. A Ford GT customer is hesitant to bring their vehicle to the dealer, what should I do?

- A. Dealers are authorized to claim up to a maximum combined value of \$200 to provide unique services to Ford GT owners under this recall. Examples of potential services include:
- Technician travel to vehicle location for remote repair
 - Vehicle transportation (towing/flatbed) to dealership
 - Vehicle re-delivery to the owner's location after repairs have been completed
 - Ford and Lincoln Dealerships are authorized to claim the special handling allowance.

In some cases, \$200 may not be sufficient to tow the vehicle to the dealership and redeliver to the customer. Dealers are encouraged to consider remote repairs at the vehicles location in these scenarios.

Q12. Will completed surveys count towards my Customer Viewpoint (CVP) score? Are the scores included in my Ford Commitment Plan (FCP) calculations?

- A. A majority of the vehicles affected by this recall are over the 5 years/75,000 scoring criteria, which makes them ineligible for CVP Score and FCP calculations. If a vehicle is within the 5/75 criteria the completed surveys will be included in CVP/FCP scores.

QUESTIONS & ASSISTANCE

For additional questions and assistance, contact the Special Service Support Center (SSSC) via the SSSC Web Contact Site. The SSSC Web Contact Site can be accessed through the Professional Technician Society (PTS) website using the SSSC link listed at the bottom of the OASIS VIN report screen or listed under the SSSC tab.

TAKATA AIRBAG RECALL RENTAL VEHICLE POLICY

This rental vehicle policy only applies to the Takata airbag recalls 15S21, 16S26, 17S01, 17S42, 18S01, and 18S02.

New! RENTAL POLICY OVERVIEW

NOTE: Due to increased parts availability, effective December 17, 2018, no additional long-term rentals will be approved, including any back-dated rental approvals. Refer to the Dealer Bulletin for details.

Short-term rentals will remain available if a customer requests a rental vehicle while their vehicle is being repaired. The short-term rental vehicle program is an effort to make it easier for customers to have this recall repair completed and should only be offered when a customer requests a rental vehicle. Rental vehicles must not be used to help manage service department scheduling.

If a customer requests a rental vehicle while their vehicle is being repaired, refer to the flow chart on the last page of this attachment for the process for requesting rental vehicle reimbursement. Dealers must:

- order required parts prior to a customer's appointment.
- retain customers' vehicles until the recall repair is completed and the rental vehicle is returned.
- notify the customer the same day that the repair is completed on their vehicle and request that they promptly return the rental vehicle. Rentals exceeding 7 days from the date the customer is notified that their vehicle is repaired, will not be reimbursed.

If the customer has paid for a rental vehicle or alternative transportation for the purpose of this recall, they are eligible for reimbursement within the guidelines outlined in the Takata Airbag Recall Rental Vehicle Policy. Dealers must follow the same process for claiming rental vehicle reimbursement and then refund the customer.

RENTAL VEHICLE SOURCE

Rental vehicles may be supplied through dealership owned rental units, the Ford Courtesy Transportation Program, Ford Rent-A-Car, Lincoln Rent-A-Car, or third party rental agencies. If a customer has reserved a rental vehicle on their own or with the assistance of the Customer Relationship Center, the same rental guidelines and processes for requesting reimbursement apply.

VEHICLE MAKE AND MODEL YEAR REQUIREMENTS

While it is a preference to put Ford customers in Ford rental vehicles and Lincoln customers in Lincoln rental vehicles, this is not always possible and is not a requirement for rental reimbursement under the Takata airbag recalls. Due to varying rental vehicle agency make and model inventory, Ford and Lincoln vehicles may not always be available so it is acceptable to use other make rental vehicles. There are no model year requirements for rental vehicle reimbursement.

RENTAL REIMBURSEMENT GUIDELINES / NATIONAL TAKATA RECALL RENTAL AGREEMENT

The following table lists the maximum per day and per month dollar amounts that will be reimbursed under this policy. In some cases, the cost per day limit may not be sufficient to cover all of the costs associated with a rental vehicle. It is the customer's responsibility to cover any additional costs above the cost per day and per month limits. If there is a unique customer circumstance that requires a rental vehicle with a higher per day/month allowance, dealers should submit a VIN specific request to the Special Service Support Center (SSSC) for special consideration.

Make of Recalled Vehicle	Rental Vehicle Reimbursement Cost Per Day Limit	Rental Vehicle Reimbursement Cost Per Month Limit
Ford	\$44 (including tax)	\$1,320 (including tax)
Mercury	\$44 (including tax)	\$1,320 (including tax)
Lincoln	\$55 (including tax)	\$1,650 (including tax)

To make it easier for dealers to locate vehicles within the rental vehicle reimbursement limits, Ford has established an agreement with Enterprise Rent-A-Car, Avis Budget Group, and Hertz to provide rental vehicles for customers affected by the Takata airbag recalls within the reimbursement limits listed above including tax. The only exclusion being the \$55 per day rate for Lincoln customers, which has only been agreed upon by Enterprise Rent-A-Car and Hertz.

- For Enterprise Rent-A-Car, Avis Budget Group, and Hertz, rental rates charged will be based on the make of the vehicle covered under the recall, rather than the type of vehicle rented to the customer (i.e. \$44 per day for Ford and Mercury owners and \$55 per day for Lincoln owners).
- If a customer decides to rent a specialty vehicle such as a large SUV that is in excess of the cost per day/month reimbursement limits, the additional cost beyond the approved rate for the vehicle rented will be the customer's responsibility to pay.
- Enterprise Rent-A-Car, Avis Budget Group, and Hertz do not guarantee that a Ford or Lincoln vehicle will be rented to all customers that own or request such vehicles.
- Regardless of a dealer's tax status Enterprise Rent-A-Car, Avis Budget Group, and Hertz will bill dealers at the rates listed above.
- The rates listed above may not be available at airport locations.
- Ford does not endorse any particular rental vehicle provider.

ENTERPRISE AUTOMATED RENTAL MANAGEMENT SYSTEM

If renting from Enterprise Rent-A-Car dealers are encouraged to schedule reservations through Enterprise's free Automated Rental Management System (ARMS®).

The ARMS® benefits to dealers are as follows:

- The ability to create and submit "real time" rental reservations online or through your CDK® or Reynolds & Reynolds® Dealership Management System to the local Enterprise branch.
- Reservations can be made same day or submitted in advance with anticipation of rental needs.
- Specific rental needs can be communicated in the reservation (e.g. full-size SUV desired, etc.).
- Authorize additional rental days when necessary.
- View and print rental invoices online, immediately after each rental event is completed.

EXPENSES NOT COVERED UNDER RENTAL VEHICLE REIMBURSEMENT

Rental Vehicle Reimbursement does not cover the following expenses:

- Mileage charges
- Fuel charges
- Underage driver surcharge
- Insurance
- One way fees

NOTE: Some car insurance policies include rental vehicle insurance coverage so the purchase of additional insurance may not be required.

RENTAL VEHICLE DOCUMENTATION

Rental vehicle documentation must include the following:

- A rental invoice from a dealership or commercial rental agency
- Contract holder's name on the rental invoice
- Daily rental rate
- Proof of payment (for customer refund of rental)

ADMINISTRATIVE ALLOWANCE

Dealers are only eligible to claim a \$25 administrative fee for:

- Any rental claims under long-term rental program 18A01, 18A02, 18A03, or 18A04 that were submitted after June 13, 2018. This includes long-term rental claims that were originally approved by the SSSC after May 12, 2018 but processed for warranty payment after June 13, 2018.
- Any rental claims with an RO open date after September 23, 2018 that require more than 4 rental days.

CUSTOMER WAITLIST

Dealers with customers on a waitlist for a rental vehicle are encouraged to work with their rental vehicle provider of choice. In most cases if a rental vehicle is not immediately available, rental vehicle providers are able to provide one to customers within 24 hours.

If using Ford Courtesy Transportation Program (FCTP) for rentals, dealers should contact their sales operations manager for consideration for additional FCTP units.

YOUTHFUL RENTER SURCHARGE

Drivers under the age of 25 may be subject to a youthful renter surcharge and additional insurance requirements. These additional fees are not eligible for rental vehicle reimbursement unless they fall within the cost per day/month limits. Youthful renter policies vary by rental vehicle provider and location. Contact the rental vehicle provider that the vehicle is being rented from for further details.

INCREASED FORD COURTESY TRANSPORTATION PROGRAM (FCTP) GUIDES

In order to support these customers, FCTP Program Headquarters will review increased guides requests above the existing maximum on a case by case basis to ensure coverage is sufficient. Dealers must submit their request to their sales operations manager in order to be considered.

RENTAL VEHICLES PAID BY CUSTOMERS

If a customer has obtained a rental vehicle on their own that is within the guidelines of this policy, they are eligible for a refund. The customer must provide the dealer with the rental documentation necessary to request rental reimbursement. Dealers must then follow the rental vehicle reimbursement process and provide a refund to the customer. Amounts above the cost per day/month limits will not be reimbursed.

ALTERNATIVE TRANSPORTATION

If a customer is unable or does not wish to rent a vehicle but still requires transportation, the rental reimbursement allowance can be used for alternative transportation. The same cost per day limits apply of \$44 per day for Ford and Mercury customers and \$55 per day for Lincoln customers. The dollar per day allowance can be cumulative across multiple rides per day (e.g. ride to work \$20 and ride home \$24).

- Any amount in excess of the cost per day limits will be the customer's responsibility.
- The customer will need to pay up front and provide proof of payment to the dealer.
- Dealers will then need to submit for reimbursement following the Rental Vehicle Reimbursement Process and then refund the customer.

Examples of alternative transportation:

- Taxi
- Public Transportation - Subway, Train, or Bus
- Rideshare alternatives (Chariot, Uber, Lyft, etc.)

STORAGE OF CUSTOMERS VEHICLES

For all new rental requests, dealers should retain customers' vehicles until the recall repair is completed and the rental vehicle is returned. This will allow for the vehicle to be repaired as soon as the part arrives and for the rental vehicle to be promptly returned. Due to the vehicle storage duration only anticipated to be short term, a vehicle storage/upkeep allowance will not be provided to dealers under this program.

Customers that were previously advised to retain and store their vehicles should drop their vehicles off at their dealer so the vehicle can be repaired as soon as the part arrives. The Customer Relationship Center will be contacting customers currently in long-term rental vehicles to advise them to drop off their recalled vehicle at the dealer so the repair can be made as soon as the part arrives. Customers will be responsible for all vehicle upkeep during the time the vehicle is being stored.

RESTRICTED VEHICLE USE AGREEMENT

The Restricted Vehicle Use Agreement is no longer required for new rental requests due to the recalled vehicle remaining at the dealership until repaired.

New! TAKATA AIRBAG RECALL RENTAL VEHICLE PROCESS

