



Mercedes-Benz

Campaign No. 2014060005, August 2014

Revision	Date	Purpose
A	08/05/14	Revision to parts information
-	08/01/14	Initial Release

TO: ALL MERCEDES-BENZ CENTERS

SUBJECT: **Models 172 and 231, Model Year 2014**
Replace Front Passenger Airbag

Daimler AG (DAG), the manufacturer of Mercedes-Benz vehicles, determined that due to a supplier assembly error the front passenger airbag may not deploy properly. In the event of a crash necessitating a front passenger airbag deployment the airbag may not provide adequate protection and may result in an increased risk of injury. MBUSA therefore has initiated a voluntary recall of all potentially affected vehicles described above. The recall will be conducted to replace the front passenger airbag.

Attached is a sample copy of a letter which owners of the affected vehicles will receive.

Prior to performing this Recall Campaign:

- Please check VMI to determine if the vehicle is involved in the Campaign and if it has been previously repaired.
- Please review the entire Recall Campaign bulletin and follow the repair procedure exactly as described.

Please note that Recall Campaigns **do not expire** and may also be performed on a vehicle with a vehicle status indicator.


Approximately 311 vehicles are involved.

Order No. P-RC-2014060005

This bulletin has been created and maintained in accordance with MBUSA-SLP S423QH001, Document and Data Control, and MBUSA-SLP S424HH001, Control of Quality Records.

Procedure

1.  Replace Passenger Airbag Model 231: Refer to WIS: AR91.60-P-0680RK.

 **Note (regarding above WIS instructions):** Be careful not to damage dashboard and when removing dashboard speaker cover (A, Figure 1) in step 5. This cover is secured to the dashboard with pressure clips (arrows) and must be carefully pried up to remove. Do not pry on screen cover (on speaker cover) or damage to screen will result.




Figure 1



Figure 2

2.   Replace Passenger Airbag Model 172: Refer to WIS: AR91.60-P-0680CW.

i **Notes** (regarding above WIS instructions)

- Contrary to the work instructions in WIS, a complete removal of the instrument panel is **not** required.
- Instrument panel and center console between the front seats remain in the vehicle and are lifted up by an assistant with the lines connected.
- Removal of air vents and the radio is **not** required.
- Do not move seats completely forward.
- Disconnect battery from under hood.
- It is sufficient to unscrew the instrument panel in the marked areas (Figure 2) in order to raise it up for replacement of air bag (Figure 2).
- Replace bolt securing steering wheel to steering column.

Primary Parts Information

Qty.	Part Name	Part Number	Estimated Replacement Rate
1	Front passenger Air Bag (model 172)	A 172 860 27 02	100%
1	Bolt, steering wheel to steering column (model 172)	A126 990 03 12	
1	Front passenger Air Bag (model 231)	A 231 860 06 02	



Note:

Requested parts must be returned to the designated QEC test center in accordance with the warranty parts return requirements section found in the policy and procedures manual.



Note:

- Please be aware that only the part number(s) referenced in the Campaign Bulletin is approved for use to repair the vehicle. Repairs performed using any other part(s) will not have been performed in accordance with the campaign. Accordingly, warranty claims submitted with reference to an improper part number(s) will be denied.
- The following allowable labor operation should be used when submitting a warranty claim for this repair:

Warranty Information

Operation: Replace passenger air bag (02-8575) model 172.
Replace passenger air bag (02-8575) model 231.

Damage Code	Operation Number	Labor Time (hrs.)
91 930 42 7	02-8575 (model 172)*	2.5
	02-8575 (model 231)*	0.9

* Includes disconnect/connect negative battery terminal and erase fault codes.

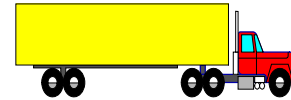


Note

Operation Number labor times are subject to change.



Mercedes-Benz



Hazardous Materials Shipping Instructions for shipments using Overpacks - GROUND

Product Name: Air bag	Hazardous Properties: Contains initiating component which deploys (inflates) airbags.
Product Numbers: A231 860 06 02, A171 860 10 02	

STRAIGHT BILL OF LADING
ORIGINAL - NOT NEGOTIABLE

PIECES	IN	HM	DESCRIPTION	WEIGHT	RATE	CHARGES	CLASS
1 box		X	UN3268, Air bag modules, 9, PGIII OVERPACK USED	<i>Write gross weight of box here</i>			

This is to certify that the above-named materials are properly classified, described, packaged, marked and labeled, and are in proper condition for transportation according to the applicable regulations of the Department of Transportation.

SHIPPER HazMat Employee Signs	CARRIER Name of Carrier
EMERGENCY CONTACT: CHEMTREC 1-800-424-9300	

Steps to Follow to Return an Airbag:

REQUIRED PACKAGING:

- Carefully open received box and remove new airbag (either replacement part # A231 860 06 02 05 or A172 860 27 02 05). Keep the box intact & save it!
- Place one used airbag back into received box.
- Be sure to re-use any packaging material (e.g., bubble wrap) included in the new airbag package.
- Use plastic adhesive packaging tape 50 mm wide to secure box closed. Do not obscure labels or text on box with tape.

REQUIRED LABELS:

- A Class 9 Miscellaneous label must be clearly visible on one side of the box.

REQUIRED PACKAGE MARKINGS:

- The following words ("marking") must also be clearly visible on the same side of the box as the label:

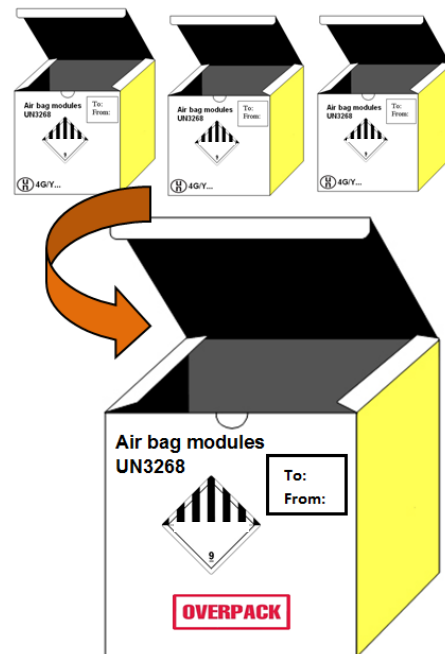
**Air bag modules
UN3268**

- Affix "To/From" address label to same or adjacent packaging face as the hazardous markings/labels.
- The UN 4G code preprinted near the bottom edge of the box must also be clearly visible.

OVERPACKS (more than 1 airbag sent as 1 shipment):

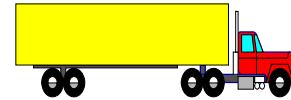
- Package each airbag in a separate box prepared with the statements/labels described above.
- Place each individual airbag box inside a larger non-UN spec box to keep the shipment together.
- This larger box is called an "**OVERPACK.**"

- The OVERPACK must have the identical markings and label as the boxes contained inside.
- The OVERPACK must have the "OVERPACK" statement on the same face as the hazard markings and labels.





Mercedes-Benz



Hazardous Materials Shipping Instructions - GROUND

Product Name: Air bag Product Numbers: A231 860 06 02, A171 860 10 02	Hazardous Properties: Contains initiating component which deploys (inflates) airbags.
---	--

STRAIGHT BILL OF LADING
ORIGINAL - NOT NEGOTIABLE

PIECES	IN	HM	DESCRIPTION	WEIGHT	RATE	CHARGES	CLASS
1 box		X	UN3268, Air bag modules, 9, PGIII	Write gross weight of box here			

This is to certify that the above-named materials are properly classified, described, packaged, marked and labeled, and are in proper condition for transportation according to the applicable regulations of the Department of Transportation.

SHIPPER HazMat Employee Signs	CARRIER Name of Carrier
EMERGENCY CONTACT: CHEMTREC 1-800-424-9300	

Steps to Follow to Return an Airbag:

REQUIRED PACKAGING:

- Carefully open received box and remove new airbag (either replacement part # A231 860 06 02 05 or A172 860 27 02 05). Keep the box intact & save it!
- Place one used airbag back into received box.
- Be sure to re-use any packaging material (e.g., bubble wrap) included in the new airbag package.
- Use plastic adhesive packaging tape 50 mm wide to secure box closed. Do not obscure labels or text on box with tape.

REQUIRED LABELS:

- A Class 9 Miscellaneous label must be clearly visible on one side of the box.

REQUIRED PACKAGE MARKINGS:

- The following words ("marking") must also be clearly visible on the same side of the box as the label:
Air bag modules
UN3268
- Affix "To/From" address label to same or adjacent packaging face as the hazardous markings/labels.
- The UN 4G code preprinted near the bottom edge of the box must also be clearly visible.

COMMENTS

- Note:** The EX# is no longer required printed on the HAZMAT bill of lading.



Questions? Contact MBUSA Corporate EH&S at:
(201) 573 – 2360 or (630) 462-3440

7/29/2014