

Remedy Instructions

NHTSA RECALL NUMBER: 14V-097

SUBJECT: Landi Renzo USA determined a defect relating to the left and right rear side arm brackets that support the rear CNG cylinder cradle assembly.

CONDITION: Due to excessive wear and tear, the ears of the brackets could develop cracks and eventually break.

AFFECTED VEHICLES: 2011-2014 Model Year Ford E-150/250/350 vehicles operating on Landi Renzo USA CNG systems.

LABOR ALLOCATION: 1.0 hour


Inspect complete rear structure!!!

1. Inspect complete rear structure for any and all structural integrity. Take photos of any structural damage and submit to Landi Renzo Service Department. **If any structural damage is found on rear assembly notify Landi Renzo immediately.**

Signs of structural damage.

Good indication of potential structural damage

Improper installation








How to replace S-Brackets & Side Arm Brackets

1. Remove (4) 1000159 Hex, Bolt, 1/2" X 1". Remove (2) 1000104 Hex, Bolt 3/8" – 16 X 1-1/4"
2. Remove S-Brackets:
1001032 & 1001033 for E-150/E-250
1000933 & 1000934 for E350
3. Remove (6) 1000167 Bolt, Hex, Gr8, 1/2 " -13X1-3/4" w/ (12) 1000164 Washer, Flat, gr8, 1/2" & (6) 1000143 Nut, Lock, Nylon, gr8, 1/2"-13
4. Remove (4) 1000159 Hex, Bolt, 1/2"X1" & (4) 1000164 Flat, washer, 1/2"
5. Remove both side arm rear brackets, 1001034 & 1001035.
6. Dispose of all the removed components and parts.

1&2



3




4&5




How to install new Side Arm Brackets & new S-Brackets

1. Position 1001034 & 1001035 Side arm brackets. **Note that it will not be flush with entire frame.**
2. Install (6) 1000167 Bolt, Hex, Gr8, 1/2" - 13X1-3/4" w/ (12) 1000164 Washer, Flat, gr8, 1/2" & (6) 1000143 Nut, Lock, Nylon, gr8, 1/2"-13. Do not torque the bolts.
3. Position S-Brackets:
1001033 & 1001032 for E-150/E-250
1000933 & 1000932 for E-350
4. Install (2) 1000104 Hex, Bolt 3/8" - 16 X 1-1/4". Do not torque the bolts.
5. Install (8) 1000159 Hex, Bolt, 1/2"X1" & (8) 1000164 Flat, washer, 1/2". Torque the (8) 1000159 Hex, Bolt, 1/2"X1" to 110 ft.-lbs.
6. Torque all other 1/2" bolts to 110 ft.-lbs., starting from the center.
7. Torque 3/8" bolts to 45 ft.-lbs.

1&2



3&4
&5



5



Recall Information Form (14V-097)



Vehicle Owner Information

Name:	Email:
Telephone:	Street Address:
City/State/Zip Code:	Replacement Date:
Vehicle Model & Year:	License Plate #:
V.I.N.:	Current Mileage:

Repair Facility Information

Company:	Contact Name:
Street Address	City:
State:	Zip Code:
Telephone:	Fax:
Email:	RO#:

Email, certified mail or fax the completed form to the following:

LANDI RENZO U.S.A.
23535 Telo Avenue
Torrance, CA 90505
Tel: (855) LANDI00 or (855) 526-3400
Fax: (310) 539-3041
Email: Service@LandiUSA.com