



STRICK TRAILERS, LLC

225 Lincoln Highway
Fairless Hills
Pennsylvania, USA
19030.0009
215.949.3600

IMPORTANT SAFETY RECALL

**This notice applies to your vehicles
identified on the enclosed spreadsheet**

December 5, 2014



CERTIFIED MAIL – R.R.R.

Capitol City Trailers, Inc.
Attn: Scott Brown
3960 Groveport Road
Obetz, OH 43207

Dear Mr. Brown,

This notice is sent in accordance with the requirements of the National Traffic and Motor Vehicle Safety Act.

Strick Trailers, LLC (“Strick Trailers”) has decided that certain single axle fixed suspension dry freight van trailers manufactured April 2008 to June 2014 fail to comply with the Federal Motor Vehicles Safety Standards No. 223, “Rear Impact Guards.” Your affected trailers are identified on the enclosed spreadsheet.

The noncompliance is in regards to the curbside and roadside rear impact guard gussets. Strick Trailers identifies the gussets with the numbers 63133 and 63134. These gussets do not meet the requirements of Federal Motor Vehicle Safety Standard 223 pertaining to rear impact guards. This could increase the risk of injury in the event of a rear impact crash.

In order to remedy the noncompliance, it will be necessary to reinforce the curbside and roadside rear impact guard gussets in accordance with the instructions (Drawing 703524) attached to this letter. We will supply the new reinforcement parts without cost and will ship them to multiple locations at your request. The parts necessary to reinforce the gussets are expected to be available for delivery beginning on January 26, 2015. We will also reimburse you for the reasonable direct labor costs involved in effecting the repair or will have the repair facilities bill us directly. The work to reinforce the rear impact guard gussets will take approximately two and one half hours to perform.

We will make ourselves available to answer any questions that arise during the course of this modification program, and, if requested, assist you in locating qualified repair facilities. We will also provide training or any other support you need. If you need any assistance, please contact me, Jerry Clontz, at jclontz@diamatrix.net or 1-704-436-2590.



Capitol City Trailers, Inc.

December 5, 2014

Page 2

Invoices for completed work should be submitted with authorization number M2014036 and a list of vehicle identification numbers for the serviced equipment to:

Strick Trailers, LLC
301 N. Polk Street
Monroe, IN 46772

If you have had your vehicle repaired prior to receipt of this notice, you may be entitled to reimbursement if you incurred any out-of-pocket cost due to this matter. For further information, please contact us at 1-704-436-2590.

Federal law requires any lessor who receives a notification of a determination of a safety-related defect or noncompliance pertaining to any leased motor vehicle to send the notice to the lessee within 10 days.

We regret any inconvenience this action may cause you. However, we are concerned about your safety, and we have notified the National Highway Traffic Safety Administration of this program. If you are unable to have these defects remedied without charge, you may submit a complaint to:

Administrator, U.S. Department of Transportation
National Highway Traffic Safety Administration
Office of Defects Investigation
1200 New Jersey Avenue, SE
Washington, D.C. 20590

Alternatively, you may call the toll-free Vehicle Safety Hotline at 1-888-327-4236 (TTY: 1-800-424-9153) or go to <http://www.safercar.gov>.

Thank you for your attention to this important matter.

Very truly yours,

Jerry Clontz

Enc.

<u>Customer</u>	<u>VIN</u>	<u>Make</u>	<u>Model</u>	<u>Model Year</u>	<u>Date of Manufacture</u>	<u>Model Description</u>
CAPITOL CITY TRAILERS INC	1S11E92849E523464	Strick	S4280E99NSWO	2009	04/25/08	Single axle 28 foot van trailer
CAPITOL CITY TRAILERS INC	1S11E92869E523465	Strick	S4280E99NSWO	2009	04/25/08	Single axle 28 foot van trailer
CAPITOL CITY TRAILERS INC	1S11E92889E523466	Strick	S4280E99NSWO	2009	04/25/08	Single axle 28 foot van trailer
CAPITOL CITY TRAILERS INC	1S11E928X9E523467	Strick	S4280E99NSWO	2009	04/25/08	Single axle 28 foot van trailer
CAPITOL CITY TRAILERS INC	1S11E9285AE524062	Strick	S4280E99NFW	2010	03/10/09	Single axle 28 foot van trailer

STRICK TRAILERS, LLC #703524 REAR IMPACT GUARD FIELD RETROFIT INSTRUCTIONS:

NOTE: THE FOLLOWING INSTRUCTIONS AND DIAGRAMS HAVE BEEN PROVIDED FOR THE PURPOSE OF UPDATING THE EXISTING STRICK O.E.M. REAR IMPACT GUARD. THE PERSON(S) PERFORMING THE WORK SHOULD ADHERE STRICTLY TO THE INSTRUCTIONS SET FORTH HEREIN AND BE FAMILIAR WITH THE REQUIREMENTS OF ALL APPLICABLE REGULATIONS, INCLUDING BUT NOT LIMITED TO FEDERAL MOTOR CARRIER SAFETY ADMINISTRATION REGULATIONS PART 393.86 (REAR IMPACT GUARDS AND REAR IMPACT PROTECTION) AND/OR CANADA MOTOR VEHICLE SAFETY STANDARD 223 (REAR IMPACT GUARD). ALL WELDING IS TO BE PERFORMED BY A QUALIFIED PERSON(S) WITH SUITABLE EQUIPMENT TO PERFORM THE NECESSARY STEPS AS LAID OUT BELOW. WELDING RODS AND/OR WIRE TO BE E70, ER70S, OR EQUAL.

SAFETY PRECAUTIONS:

STRICK REAR IMPACT GUARD (RIG) ASSEMBLIES OR COMPONENTS MUST NOT BE INSTALLED ON OTHER MANUFACTURERS' TRAILERS.

BEFORE BEGINNING THE WORK, MAKE CERTAIN THE TRAILER IS CHOCKED TO PREVENT MOVEMENT. USE A CONSPICUOUS SIGN, BARRIER OR OTHER METHOD TO PREVENT A TRACTOR FROM BACKING UNDER THE TRAILER DURING THE REPAIR PROCESS.

PROPER PROTECTIVE EQUIPMENT SHOULD BE WORN AT ALL TIMES DURING REAR IMPACT GUARD MODIFICATION.

STEPS:

1. PREPARE ALL SURFACES INCLUDING EXISTING AND NEW FOR WELDING.
2. POSITION DOUBLE BEND REINFORCEMENT ITEMS ① & ② AND TACK IN PLACE AS SPECIFIED ON SHEET 2.
3. VERIFY FIT AND WELD ITEMS ① & ② AS SPECIFIED ON SHEET 3.
4. POSITION REINFORCEMENT ITEM ③ & TACK IN PLACE AS SPECIFIED ON SHEET 2
5. VERIFY FIT AND WELD ITEM ③ AS SPECIFIED ON SHEET 3.
6. POSITION REINFORCEMENTS ITEM ④ AND TACK IN PLACE AS SPECIFIED ON SHEET 2.
7. VERIFY FIT AND WELD ITEM ④ AS SPECIFIED ON SHEET 3.

8. ALLOW ALL NEW WELDS TO COOL BEFORE THOROUGHLY CLEANING AND APPLYING COLD GALVANIZE SPRAY, PRIMER, PAINT, OR EQUIVALENT TO PREVENT CORROSION.
9. ANY QUESTIONS REGARDING THE INSTALLATION OF THE REAR IMPACT GUARD RETROFIT SHOULD BE DIRECTED TO STRICK TRAILERS LLC ENGINEERING AT 260-692-6121.

***DOUBLE BEND REINFORCEMENTS AND INNER I-BEAM GUSSETS MUST BE FULLY INSTALLED PRIOR TO CLOSE OUT PLATES.

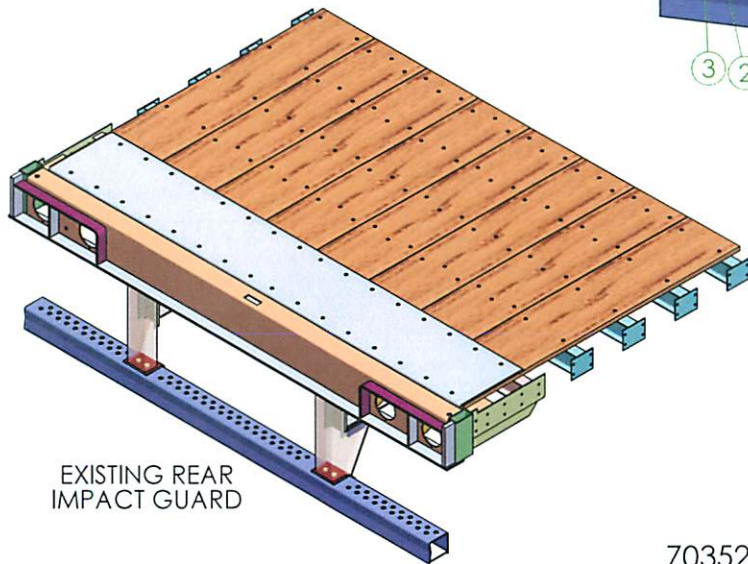
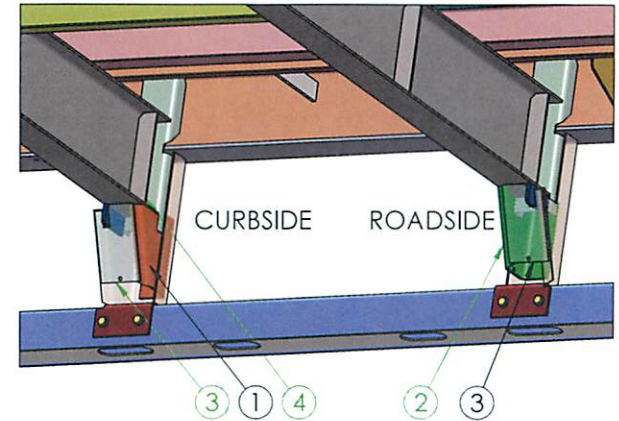
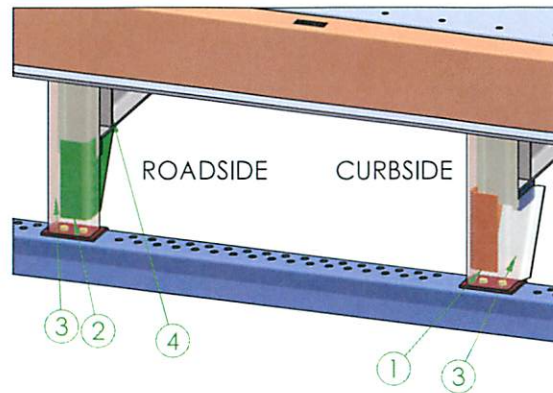
FASTENERS MUST BE TORQUED TO THE FOLLOWING VALUES:

5/8" GRADE 8 BOLTS WITH CLEAN DRY THREADS: 210FT-LBS TORQUE

1/2" GRADE 5 BOLTS WITH CLEAN DRY THREADS: 75FT-LBS TORQUE

703524 - PAINTED ASSEMBLY
703524G - GALVANIZED ASSEMBLY

703524		MATERIAL: x					
		<table border="1"> <tr> <td> <small>TOLERANCES UNLESS OTHERWISE SPECIFIED: FABRICATED PARTS DECIMAL = ± .005"</small> </td> <td> <small>DRAWN</small> RNH </td> <td> <small>DATE</small> </td> </tr> <tr> <td> <small>ASSEMBLY'S DECIMAL = ± .031" ANGULAR ±1°</small> </td> <td> <small>CHECKED</small> </td> <td> <small>DATE</small> </td> </tr> </table>		<small>TOLERANCES UNLESS OTHERWISE SPECIFIED: FABRICATED PARTS DECIMAL = ± .005"</small>	<small>DRAWN</small> RNH	<small>DATE</small>	<small>ASSEMBLY'S DECIMAL = ± .031" ANGULAR ±1°</small>
<small>TOLERANCES UNLESS OTHERWISE SPECIFIED: FABRICATED PARTS DECIMAL = ± .005"</small>	<small>DRAWN</small> RNH	<small>DATE</small>					
<small>ASSEMBLY'S DECIMAL = ± .031" ANGULAR ±1°</small>	<small>CHECKED</small>	<small>DATE</small>					
<small>MF- 703524.SLDDRW</small>		<table border="1"> <tr> <td> <small>FILE/DESC/PROJCT</small> FIELD,INST,RIG,UPG,63133/34,SA,NOP </td> <td> <small>STRICK</small> STRICK TRAILERS, LLC MONROE, IN 46772 SW </td> </tr> </table>		<small>FILE/DESC/PROJCT</small> FIELD,INST,RIG,UPG,63133/34,SA,NOP	<small>STRICK</small> STRICK TRAILERS, LLC MONROE, IN 46772 SW		
<small>FILE/DESC/PROJCT</small> FIELD,INST,RIG,UPG,63133/34,SA,NOP	<small>STRICK</small> STRICK TRAILERS, LLC MONROE, IN 46772 SW						
<small>THIS DRAWING IS LOANED FOR PURPOSE OF ENGINEERING STUDY ONLY WITH THE UNDERSTANDING THAT IT SHALL BE HELD IN CONFIDENCE AND FOR THE PURPOSES OF STRICK TRAILERS, LLC. IT IS NOT TO BE REPRODUCED, COPIED, USED DISCLOSED OR DISPOSED OF DIRECTLY OR INDIRECTLY AND IS NOT TO BE USED IN WHOLE OR IN PART TO ASSIST IN MAKING OR TO FURNISH ANY INFORMATION FOR MAKING OF DRAWINGS PRINTS APPARATUS EQUIPMENT MATERIALS OR PARTS THEREOF EXCEPT IN ACCORDANCE WITH THE EXPRESS WRITTEN CONSENT OF STRICK TRAILERS, LLC.</small>		<small>PART NUMBER</small> 703524/703524G	<small>REV</small>				
		<small>Sheet 1 of 3</small>					



EXISTING REAR
IMPACT GUARD

703524 - PAINTED ASSEMBLY
703524G - GALVANIZED ASSEMBLY

ITEM NO.	QTY.	PAINTED PART#	GALVANIZED PART#	DESCRIPTION
1	1	703193	703193G	BMPR,GUS,FIXED,IBM,REINF,2B,CB,16IN
2	1	703194	703193G	BMPR,GUS,FIXED,IBM,REINF,2B,CB,16IN
3	2	703197	703197G	BMPR,GUS,IBM,FXD,REINF,CAN,.18,CLSOUT
4	2	59505	59505G	GUS,STL,REINF,HANGR,BOGIE,25X1.94X9.38

TOLERANCES UNLESS OTHERWISE SPECIFIED FABRICATED PARTS DECIMAL = ±.005" ANGULAR ±1°	DRAWN RNH	DATE 11/18/14
ASSEMBLY'S DECIMAL = ±.031"	CHECKED	DATE

703524 / 703524G

THIS DRAWING IS LOANED FOR PURPOSE OF ENGINEERING STUDY ONLY WITH THE UNDERSTANDING THAT IT SHALL BE HELD IN CONFIDENCE AND FOR THE PURPOSES OF STRICK TRAILERS, LLC. IT IS NOT TO BE REPRODUCED, COPIED, USED, DISCLOSED OR DISPOSED OF DIRECTLY OR INDIRECTLY AND IS NOT TO BE USED IN WHOLE OR IN PART TO ASSIST IN MAKING OR TO FURNISH ANY INFORMATION FOR MAKING OF DRAWINGS PRINTS APPARATUS EQUIPMENT MATERIALS OR PARTS THEREOF EXCEPT IN ACCORDANCE WITH THE EXPRESS WRITTEN CONSENT OF STRICK TRAILERS, LLC.

Sheet 2 of 3

MATERIAL: x		
	STRICK TRAILERS, LLC MONROE, IN 46772	SW
FIELD,INST,RIG,UPG,63133/34,SA,NOP		
PART FABRICATOR	703524/703524G	REV

