



To: U.S. and Canada Distributors
Dealer Principals
Service Managers
Warranty Managers
Parts Managers

Bulletin: SRA-V13-07
Date: December 4, 2013
Action Required? **YES**

From: Regulatory Affairs Department

Subject: Safety Recall, RVXX1307, L9 Seat Belt Buckles

Safety Recall Summary:

“Certain IMMI seat belt assemblies equipped with L9 buckles do not satisfy the requirements of S4.3 (g) of FMVSS 209. When the push button on the buckle is pressed to release the latch plate for egress, the latch plate can become partially engaged with the buckle. Under this circumstance, the partially engaged latch plate may not separate from the buckle when a force of 22N is applied.

The root cause of the noncompliance is associated with the locking pawl (part number 916030) inside the L9 buckle. Some locking pawls from specific manufacturing lots were produced with an excessively large burr. The burr on the locking pawl can catch the edge of the latch plate when the button is pressed to unlatch the buckle, causing a partial engagement condition.”

Affected Models and Model Years: 2013-2014 Volvo VNL

The number of vehicles affected is approximately 6,808 vehicles (5,486 US, 1,100 Canada, and 222 Mexico)

Dealer’s Responsibility:

The National Traffic and Motor Vehicle Safety Act and Canadian Motor Vehicle Safety Act requires dealers to ensure that all new and used vehicles are free of safety defects and comply with all relevant safety standards at the time of delivery to the consumer.

Dealers should make their personnel aware of the safety recall. In the event that a dealer has a vehicle included in the safety recall in their inventory to be sold, the condition must be corrected before releasing it to a customer.

Procedures for addressing vehicles in your inventory are attached.

Release Schedule:

- Vehicle will be posted on the Trucks Dealer Portal by end of day December 4, 2013.
- Repair Instructions are tentatively scheduled for release no later than January 17, 2014.
- Owner Notices are scheduled to be mailed on or before January 24, 2014.

Questions:

Contact the Regulatory Affairs Department at vtna.regulatoryaffairs@volvo.com if you have questions.

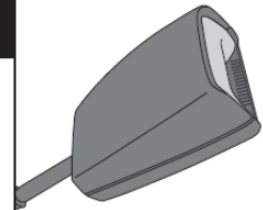
IMPORTANT NOTE: A dedicated team has been set up to handle returns and replacements. Please call 317-867-8496 or e-mail fieldservice@imminet.com. In order for IMMI to respond as quickly as possible, we ask you to address all communications regarding the processing of replacement orders and returns to this team.

Please have your part number available as it will be needed to determine the buckle replacement.


VOLVO PN	IMMI PN	Description
21341675	F103949	3PT.ELR.138.BLK.L9.CBL-L.ELE.10.3.TNG-LAY.D-KL.THR..VOLVO
21341677	F103950	3PT.ELR.146.BLK.L9.CBL-L.ELE.10.3.TNG-LAY.D-KL.THR..VOLVO
21349319	F103988	3PT.ELR.138.ORG.L9.STRAP.N-ELE.9.8.TNG-LAY.D-KL.THR..VOLVO
21349325	F103984	3PT.ELR.138.BLK.L9.CBL-L.N-ELE.10.3.TNG-LAY.D-KL.THR..VOLVO
21349330	F103985	3PT.ELR.138.BLK.L9.CBL-L.N-ELE.10.3.TNG-LAY.D-KL.THR..VOLVO
21349331	F103986	3PT.ELR.146.BLK.L9.CBL-L.N-ELE.10.3.TNG-LAY.D-KL.THR..VOLVO
21349336	F103983	3PT.ELR.148.BLK.L9.CBL-L.N-ELE.10.5.TNG-LAY.D-KL.N-THR..VOLVO
21349344	F103982	3PT.ELR.148.BLK.L9.WEB.N-ELE.21.5.TNG-LAY.D-KL.N-THR..VOLVO
21349353	F103978	3PT.ELR.148.BLK.L9.CBL-D.N-ELE.22.TNG-LAY.D-KL.N-THR..VOLVO
21349354	F103977	3PT.ELR.148.ORG.L9.CBL-D.N-ELE.22.TNG-LAY.D-KL.N-THR..VOLVO
21349355	F103979	3PT.ELR.158.BLK.L9.CBL-D.N-ELE.22.TNG-LAY.D-KL.N-THR..VOLVO
21449257	F104873	3PT.ELR.146.ORG.L9.STRAP.ELE.9.7.TNG-LAY.D-KL.THR..VOLVO
21542727	F105569	3PT.ELR.138.BLK.L9.STRAP.ELE.9.7.TNG-LAY.D-KL.THR..VOLVO
21542730	F105571	3PT.ELR.138.BLK.L9.STRAP.N-ELE.9.8.TNG-LAY.D-KL.THR..VOLVO
21631590	F106612	3PT.ELR.138.ORG.L9.CBL-L.ELE.10.25.TNG-LAY.D-KL.THR..VOLVO
21695515	F111000	3PT.ELR.148.N-GRN.L9.CBL-D.N-ELE.22.TNG-LAY.D-KL.N-THR..VOLVO
21740854	F111241	3PT.ELR.138.ORG.L9.CBL-L.ELE.10.3.TNG-LAY.D-KL.THR..VOLVO
21882663	F115172	3PT.ELR.138.BLK.L9.CBL-D.N-ELE.19.TNG-LAY.D-KL.N-THR..VOLVO
21924077	F115642	3PT.ELR.138.ORG.L9.CBL-L.ELE.10.3.TNG-LAY.D-KL.THR..VOLVO
21924080	F115644	3PT.ELR.138.ORG.L9.CBL-L.N-ELE.10.3.TNG-LAY.D-KL.THR..VOLVO
21985652	F116067	SEAT.ROLLTEK.ATLAS 70.DRIVER.RH ARM.WHEAT.MORDURA.SKIRT
22049616	F122621	3PT.ELR.146.ORG.L9.CBL-L.N-ELE.10.3.TNG-LAY.D-KL.THR..VOLVO
22067620	F121636	3PT.ELR.135.ORG.L9.STRAP.ELE.7.2.TNG-LAY.D-KL.THR.BOSE.VOLVO
22196699	F122955	3PT.ELR.135.BLK.L9.STRAP.ELE.7.2.TNG-LAY.D-KL.THR.BOSE.VOLVO

[SEE NEXT PAGE FOR HOW TO IDENTIFY BUCKLES THAT NEED REPLACED](#)

L9 SEAT BELT BUCKLE INSPECTION GUIDE



Follow these instructions to determine if your L9 seat belt buckle needs to be replaced.

- 1)  Verify you have an IMMI buckle by looking for the IMMI logo on the back housing.

- 2) Verify you have an IMMI L9 buckle.



L9 Buckle



H2 Buckle



C2 Buckle

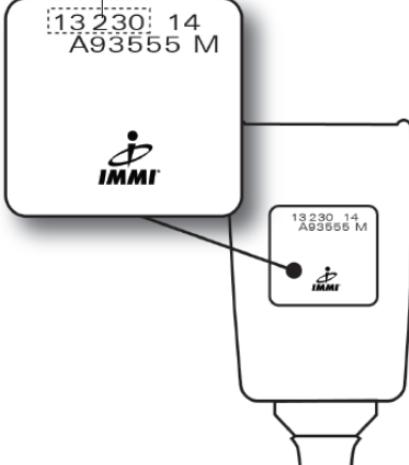
- 3) Find the buckle assembly date code on the back housing of the buckle.
- 4) There are 2 different date code formats as illustrated below.

SALTILLO MEXICO

Suspect code range is
13220 through 13256

YEAR	DAY
13	230

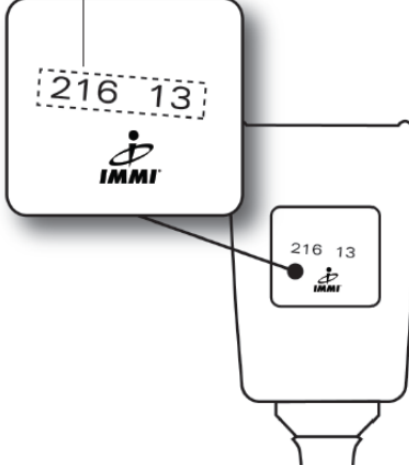
14



WESTFIELD, IN US

Suspect code range is
214 13 through 256 13

DAY	YEAR
216	13



- 5) If your buckle code is within either of the ranges above, replace your buckle with the substitute buckle.
- 6) If your code does **NOT** fall within either range, you do **NOT** need to replace your buckle.



fieldservice@imminet.com
317-867-8496