



PREVOST

ENREGISTRÉ - REGISTERED
ISO 9001 & ISO 14001


**SAFETY
RECALL**

Sr12-29



DATE : SEPTEMBER 2012	SECTION : 23-ACCESSORIES
SUBJECT : AUTOMATIC FIRE DETECTION AND SUPPRESSION SYSTEM (AFSS) – PROTECTION OF LINEAR THERMAL DETECTOR (LTD)	

APPLICATION

Model	VIN	
X3-45 coaches Model Year : 2013	From 2PCG33495 <u>DC735300</u> up to 2PCG33490 <u>DC735320</u> incl.	
XLII-45E shell Model Year : 2013	2PCYS3490 <u>DC735311</u>	
<p>This Safety Recall does not necessarily apply to all the above-mentioned vehicles, some vehicles may have been modified before delivery. The owners of the vehicles affected by this recall will be advised by a letter indicating the Vehicle Identification Number (VIN) of each vehicle concerned.</p>		

DESCRIPTION

On vehicles affected by this recall, there is a possibility that the Automatic Fire Detection and Suppression System (AFSS) activates by mistake due to wear of the Linear Thermal Detector (LTD) sheath.

At only one location, the protective insulating fabric tape might be too short or improperly placed on the LTD (red cable) to prevent rubbing against the nylon tie.

NOTE
<i>The Linear Thermal Detector (LTD) is a twin conductor cable with temperature-sensitive insulation protected by an outer sheath. It operates by short-circuiting in a fire or overheat condition. The cable cannot be reset; if the wire alarms to a fire, the wire must be replaced or the damaged section cut out and a new section added prior to returning the system to service.</i>

MATERIAL

Part No.	Description	Qty
564099	INSULATING FABRIC ADHESIVE TAPE, ROLL	1
8079360	CABLE TIE, DOUBLE LOOP TYPE	2

NOTE
<i>Material can be obtained through regular channels.</i>


PROCEDURE




DANGER

Park vehicle safely, apply parking brake, stop engine and set battery master switch(es) to the OFF position prior to working on the vehicle.

PROTECT LINEAR THERMAL DETECTOR SHEATH FROM RUBBING AT THIS LOCATION. CUT NYLON TIE AND ADD INSULATING FABRIC ADHESIVE TAPE. FIX WIRE WITH A NEW NYLON TIE.



IR OPTICAL
FIRE DETECTOR
LOCATION



1. There is only one location where the protective fabric tape might be too short or improperly located. Check the engine turbocompressor side near the optical infrared (IR) fire detector (see image above).

2. Cut and remove the existing nylon tie. Add enough fabric tape to protect LTD (red cable) from rubbing against the nylon tie. Fix LTD cable at the same location using included nylon tie.

PARTS DISPOSITION

- Discard according to applicable environmental regulations (Municipal/State[Prov.]/ Federal)

WARRANTY

This modification is covered by Prevost's normal warranty. We will reimburse you the parts and a half hour (0.5) of labor upon receipt of a completed A.F.A. form on which you must specify as per "Safety Recall 12-29". **You also have to fill the "Safety Recall Certification Sheet" provided with this bulletin and return it with your A.F.A. form to be reimbursed.**

OTHER

VBC Bulletin	n/a
Fail Code	23-15
Defect Code	09
System Condition	R
Causal Part	068564