



**PREVOST**

ENREGISTRÉ - REGISTERED  
ISO 9001 & ISO 14001

**SAFETY  
RECALL**

SR12-26



<b>DATE :</b> JULY 2012	<b>SECTION :</b> 06-ELECTRICAL
<b>SUBJECT :</b> PROTECTION AGAINST POWER CABLE RUBBING	

**APPLICATION**

Model	VIN
X3-45 Coach Model Year : 2011 - 2013	EPA 2010 vehicles (US10) From 2PCG33491BC735002 up to 2PCG33496DC735306 incl.
Le Mirage XLII Entertainer Bus Shells Model Year : 2011 - 2013	EPA 2010 vehicles (US10) From 2PCY33498BC735003 up to 2PCYS3490DC735311 incl.
<p><b>This Safety Recall does not necessarily apply to all the above-mentioned vehicles, some vehicles may have been modified before delivery. The owners of the vehicles affected by this recall will be advised by a letter indicating the Vehicle Identification Number (VIN) of each vehicle concerned.</b></p>	

**DESCRIPTION**

On vehicles affected by this recall, power cables in the rear electrical compartment must be secured and routed away from abrasive edges. It has been revealed that rubbing caused premature wear for cables in this area.

**MATERIAL**

Part No.	Description	Qty
504016	Nylon cable tie	5
509491	Nylon cable tie	2
504751	Base, cable tie, double swivel	1

**NOTE**  
Material can be obtained through regular channels.

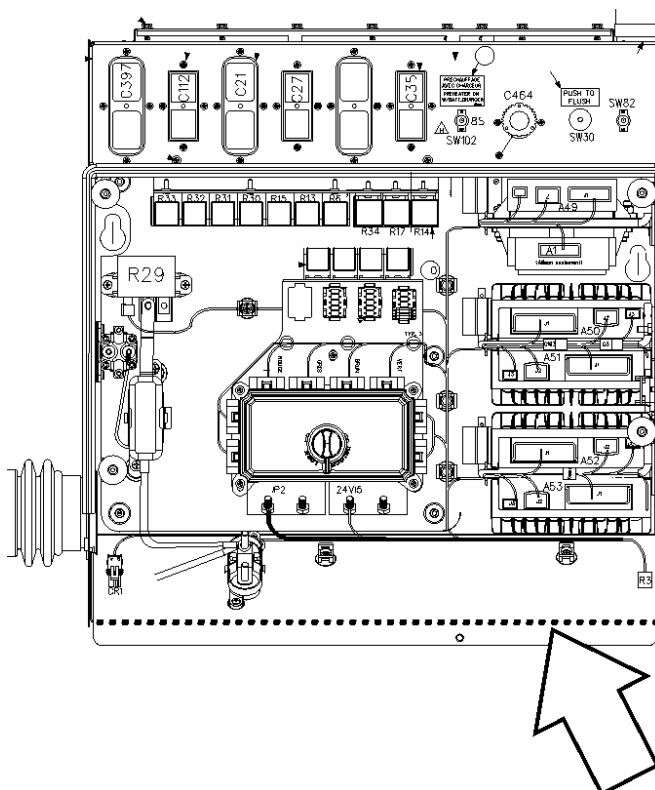
## PROCEDURE



### DANGER

Park vehicle safely, apply parking brake, stop engine and set battery master switch(es) to the OFF position prior to working on the vehicle.


1. In the rear electrical compartment, locate the panel lower edge.





2. No cable should touch this edge even if it is rounded.

Along the complete edge, make sure that no cable touches it.

If required, use cable ties to route cables away from the edge.



3. Make sure this cable tie is tight (arrows). It is mounted on a cable tie base.



Secure cable bundle at arrow locations making sure to clear the heat sink of the IO module.

Install #504751 double swivel cable tie base with 509491 cable tie on cable bundle.

Base should be installed behind the bundle and bearing on the edge.

Use base as a permanent spacer to maintain a distance from the edge.

Secure the remainder of the bundle with 504016 cable ties.

## WARRANTY

This modification is covered by Prevost's normal warranty. We will reimburse you the parts and one half hour (0.5) of labor upon receipt of a completed A.F.A. form on which you must specify as per "Safety Recall 12-26". **You also have to fill the "Safety Recall Certification Sheet" provided with this bulletin and return it with your A.F.A. form to be reimbursed.**

## OTHER

VBC Bulletin	N/A
Fail Code	06.21
Defect Code	09
System Condition	B
Causal Part	Xxxxxx