

July 2012

**SAFETY DEFECT / NONCOMPLIANCE NOTICE**

**PREVOST SAFETY RECALL CAMPAIGN SR12-24 "PROPER RUBBING PROTECTION FOR THE JUMP-STARTING POSITIVE TERMINAL BLOCK CABLE"**

Dear Customer,

This notice is sent to you in accordance with the requirements of the National Traffic and Motor Vehicle Safety Act and 49 CFR Part 573.

Prevost Car US (Inc) has decided to conduct a safety recall campaign involving 2007-2009 X3-45 coaches.

**VEHICLES INVOLVED**

A limited quantity of Prevost X3-45 coaches among the following range:

From 2PCG3349471028754 up to 2PCG334919C729761 incl

**DEFECT DESCRIPTION**

The jump-start positive terminal block cable may be missing a protective sleeve, which may allow short-circuit if it contacts other vehicle structures.

**FAILURE CONSEQUENCE**

If short-circuit occurs, there is an increased risk of fire.

**CORRECTIVE ACTIONS**

Prevost Car US Inc. has voluntarily decided that all vehicles involved shall be inspected and when applicable, have the required protective tubing added free of charge. You must refer to Safety Recall SR12-24 for the complete procedure.

Federal regulation requires that any vehicle lessor receiving this recall notice must forward a copy of this notice to the lessee within ten days.

## REPORTING REQUIREMENT

In order to verify and document the corrective action taken on your vehicle(s) pursuant to the requirements of the Federal Motor Vehicle Safety Regulations, we are enclosing a Safety Recall Certification sheet. When the vehicle(s) is (are) repaired, this (these) sheet(s) must be completed and returned to:

*Prevost  
850, chemin Olivier  
Saint-Nicolas  
QC G7A 2N1  
Canada*

## LABOR & PARTS REIMBURSEMENT:

Prevost Car US (Inc) will reimburse the parts and labor as described in SR12-24.

Federal laws require that you be informed of your right to notify the Department of Transportation if you are unable to have the defect remedied without charge. The address for this purpose is:

National Highway Traffic Safety Administration

1200 New Jersey Avenue SE

Washington, DC 20590

USA

Auto Safety Hotline: 1-888-327-4236

Teletypewriter (TTY): 1-800-424-9153

<http://www.safecar.gov>


If any assistance is required, please contact your local distributor or Prevost Car US (Inc) service department.

We regret any inconvenience which this situation may cause you. However, we are concerned about your safety; rest assured that Prevost Car US Inc. is making all efforts to remedy the defect as quickly as possible in the interest of motor vehicle safety.

Truly yours,



Dominique Gagnon  
Technical Publication Supervisor



**PREVOST**

ENREGISTRÉ - REGISTERED  
ISO 9001 & ISO 14001


# SAFETY RECALL

Sr12-24



DATE : JULY 2012	SECTION : 06-ELECTRICAL
SUBJECT : PROPER RUBBING PROTECTION FOR THE JUMP-STARTING POSITIVE TERMINAL BLOCK CABLE	

## APPLICATION

Model	VIN	
X3-45 Coaches Model Year : 2007 - 2009	A limited quantity of coaches among the following range: From 2PCG3349471028754 up to 2PCG334919C729761 incl.	
This bulletin does not necessarily apply to all the above-mentioned vehicles, some vehicles may have been modified before delivery. The owners of the vehicles affected by this bulletin will be advised by a letter indicating the Vehicle Identification Number (VIN) of each vehicle concerned.		

## DESCRIPTION

On the vehicles affected by this recall, it is necessary to inspect the jump-start terminal block cable. It is very important that the cable be covered with a protective sleeve to protect from rubbing, especially where it is secured with a nylon tie. Refer to the following procedure to validate correctness of the installation.

## MATERIAL

Order the following parts if necessary:

Part No.	Description	Qty
504637	Nylon tie 368mm (medium)	6
562218	Convuluted tubing <i>Order a section of 12 inches long</i>	1

### NOTE

Material can be obtained through regular channels.

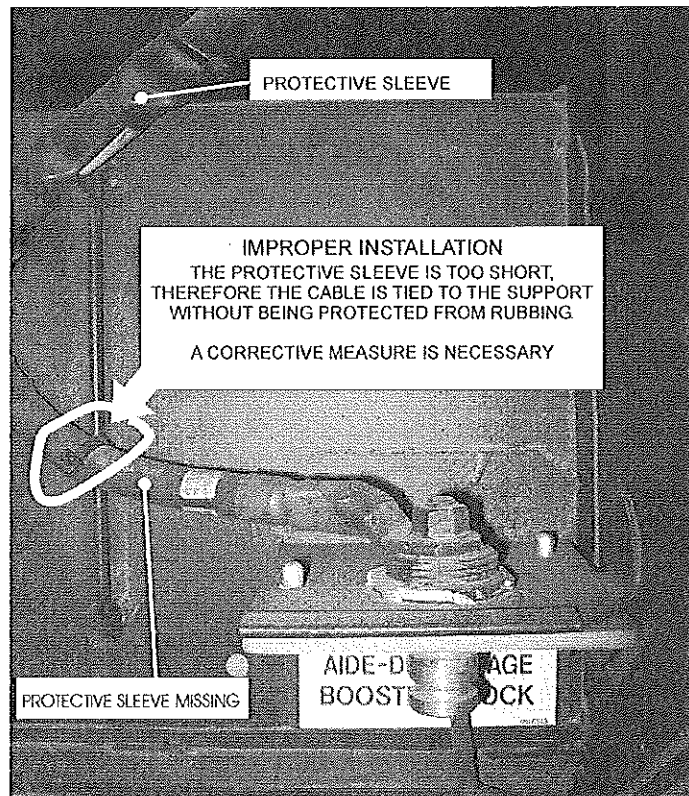


## DANGER

Park vehicle safely, apply parking brake, stop engine and set battery master switch(es) to the OFF position prior to working on the vehicle.

## PROCEDURE

1. Open the door giving access to the R.H. side of the engine and locate the positive (red) jump-start terminal block.
2. Check that the protective sleeve covers the cable up to about 2 inches from the terminal. It is very important for the cable to be protected from rubbing at the point where it is secured with the nylon tie (see figure below).
3. If the jump-start positive terminal block cable is not properly protected, order a section of 12 inches long of tubing #562218.
4. When proceeding with the installation of the protective sleeve, it is not necessary to disconnect the cable. Simply slit the sleeve using scissors and place it around the cable.
5. Make sure that the cable is properly covered and protected against rubbing with the protective sleeve at the point of attachment.
6. Finally, secure the cable using a nylon ties.




## WARRANTY

This modification is covered by Prevost's normal warranty. We will reimburse you the parts and 1/4 of hour (0.25) of labor for the inspection and an additional 1/4 of hour (0.25) of labor if the repair was necessary upon receipt of a completed A.F.A. form on which you must specify as per "Safety Recall 12-24". You also have to fill the "Safety Recall Certification Sheet" provided with this bulletin and return it with your A.F.A. form to be reimbursed.

## OTHER

VBC Bulletin	n-a
Fail Code	06-15
Defect Code	9
System Condition	R
Causal Part	067201



**PREVOST**

**Safety Recall  
Certification Sheet  
(Ref: SR12-24)**

ENREGISTRÉ-REGISTERED  
**ISO 9001 & ISO 14001**



**SERIAL NUMBER:** \_\_\_\_\_

PERFORMED BY		OWNER/OPERATOR	
We hereby certify that Safety Recall Instructions with regard to Safety Recall #12-24 have been performed.			
Name: _____		Name: _____	
Addr: _____		Addr: _____	
Phone: _____		Phone: _____	
Fax: _____		Fax: _____	
Signature : _____		Signature : _____	
Date: _____		Date: _____	

If the information mentioned above is incorrect or you are not the owner of this vehicle anymore, please fill this section and return to sender.

**NEW OWNER:** \_\_\_\_\_

**BUSINESS:** \_\_\_\_\_

**ADDRESS (including County):** \_\_\_\_\_

\_\_\_\_\_

\_\_\_\_\_

**TELEPHONE:** \_\_\_\_\_ **FAX:** \_\_\_\_\_

**Please return this completed document with your A.F.A. form**

