



PREVOST

ENREGISTRÉ - REGISTERED
ISO 9001 & ISO 14001

**SAFETY
RECALL**

Sr12-20



DATE : JULY 2012	SECTION : 23-ACCESSORIES
SUBJECT : AUTOMATIC FIRE DETECTION AND SUPPRESSION SYSTEM (AFSS) - REROUTING LINEAR THERMAL DETECTOR (LTD)	

APPLICATION

Model	VIN	
H3-45 coaches Model Year : 2008 - 2010	2PCH334938C711216 2PCH334928C711224 2PCH334918C711232 2PCH334978C711249 2PCH334948C711256 2PCH334979C711379 2PCH334989C711455 2PCH33499AC711517 2PCH33499AC711520 2PCH33498AC711587 2PCH33496AC711605 2PCH33498AC711606	2PCH33491AC711608 2PCH3349XAC711610 2PCH33493AC711612 2PCH33497AC711614 2PCH33490AC711616 2PCH33494AC711618 2PCH33492AC711620 2PCH3349XAC711624 2PCH33491AC711625 2PCH33495AC711627 2PCH33491AC711642
X3-45 coaches Model Year : 2009	2PCG3349X9C729614	

This Safety Recall does not necessarily apply to all the above-mentioned vehicles, some vehicles may have been modified before delivery. The owners of the vehicles affected by this recall will be advised by a letter indicating the Vehicle Identification Number (VIN) of each vehicle concerned.

DESCRIPTION

On the vehicles affected by this bulletin and equipped with a Volvo D13 engine, there is a possibility that the Automatic Fire Detection and Suppression System (AFSS) linear thermal detector comes in contact or rubs against a number of brackets or clamps and wears prematurely. This wear could cause the activation of the fire suppression system by mistake.

MATERIAL

Part No.	Description	Qty
503706	HOSE, BLUE #4	0.167 ft
8079360	CABLE TIE, DOUBLE LOOP TYPE	8

PROCEDURE

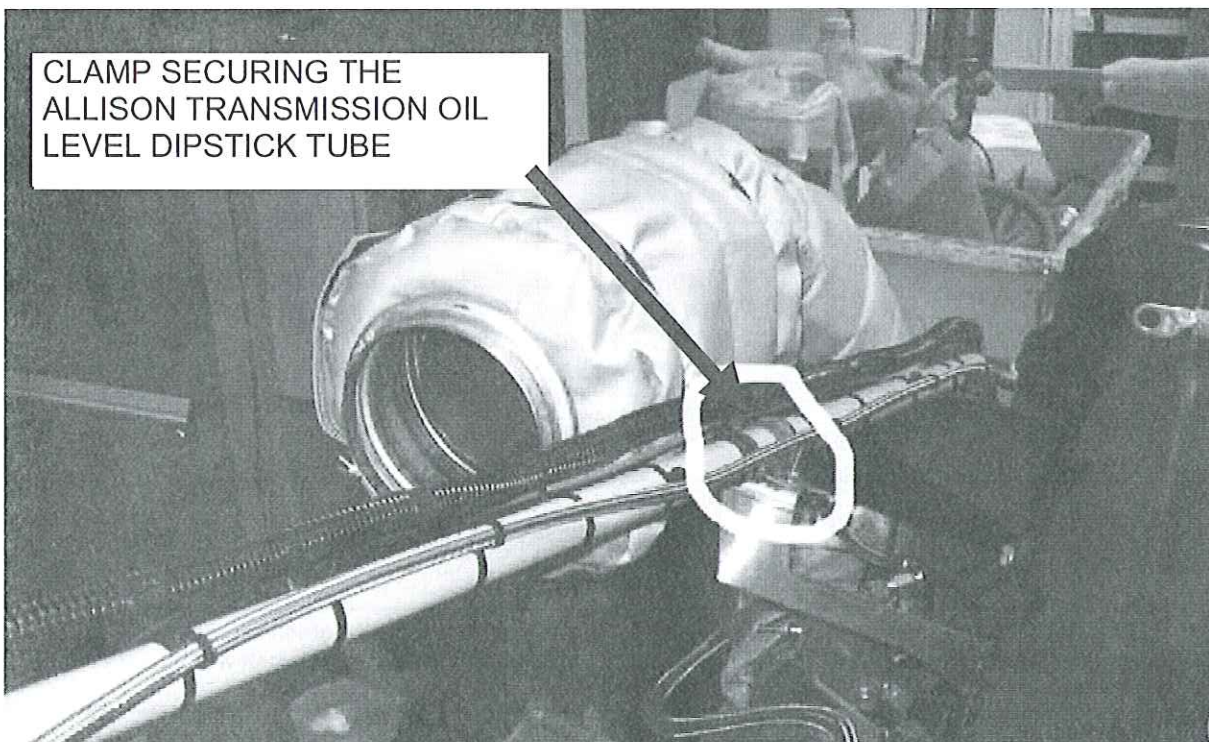


DANGER

Park vehicle safely, apply parking brake, stop engine and set battery master switch(es) to the OFF position prior to working on the vehicle.

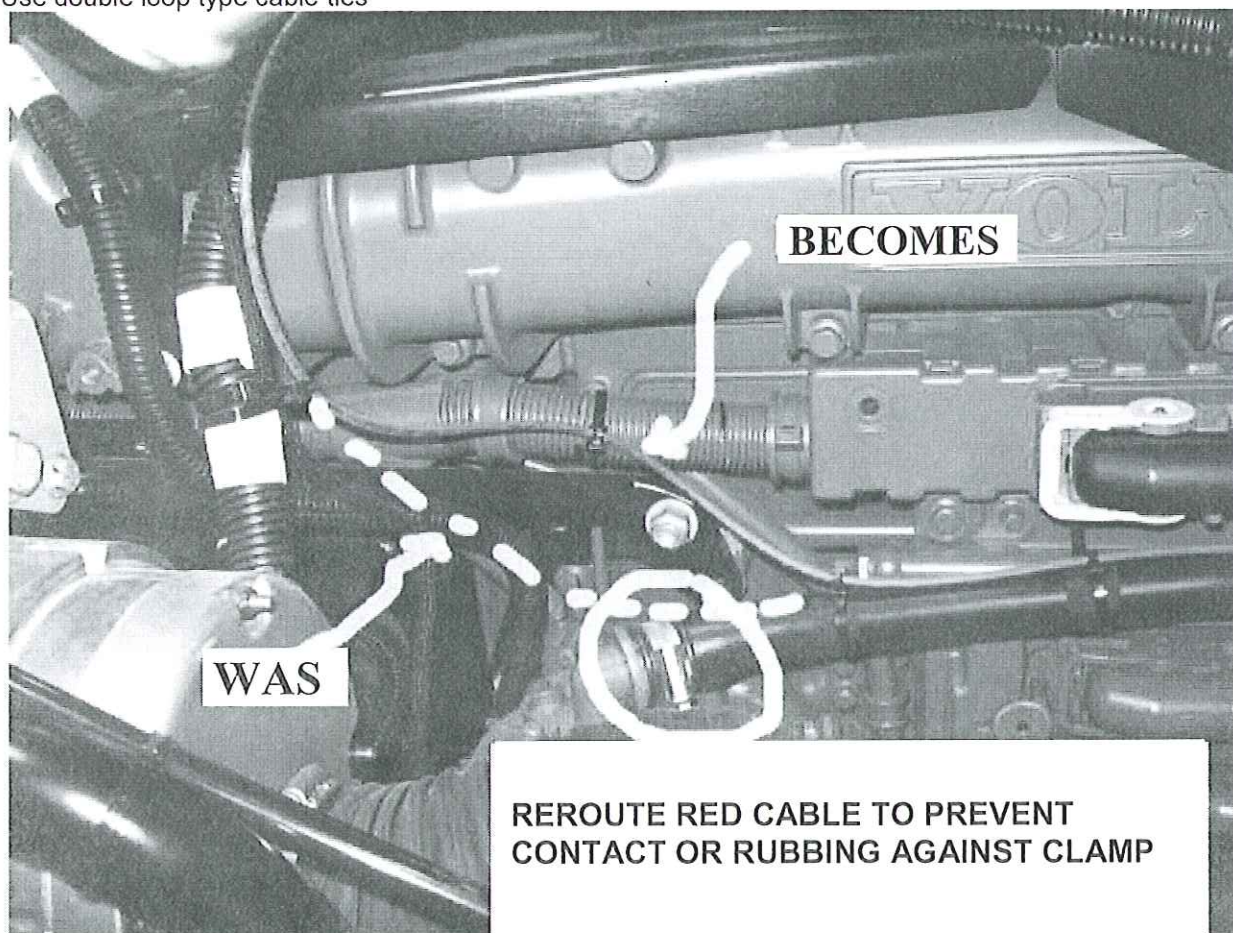
Engine turbocompressor side

Rubbing of the linear thermal detector (red cable) against the clamp securing the Allison transmission oil level dipstick tube is likely to happen.



Engine intake side

Reroute linear thermal detector (red cable) to prevent contact or rubbing against clamp. Fix as per picture. Use double loop type cable ties




WARRANTY

This modification is covered by Prevo's normal warranty. We will reimburse you the parts and ¾ hour (0.75) of labor upon receipt of a completed A.F.A. form on which you must specify as per "Safety Recall 12-20". You also have to fill the "Safety Recall Certification Sheet" provided with this bulletin and return it with your A.F.A. form to be reimbursed.

OTHER

VBC Bulletin	n/a
Fail Code	23-15
Defect Code	09
System Condition	R
Causal Part	067266

Protect the linear thermal detector (red cable) against the clamp securing as shown on the image below. Use a slit piece of 2 inches long (0.167 ft) blue hose #4 (p/n 503706). Use 1 double loop type cable tie (p/n 8079360) on both sides of the dipstick tube clamp.





PREVOST

**Safety Recall
Certification Sheet
(Ref: SR12-20)**

ENREGISTRÉ - REGISTERED
ISO 9001 & ISO 14001



SERIAL NUMBER: _____

PERFORMED BY		OWNER/OPERATOR	
We hereby certify that Safety Recall Instructions with regard to Safety Recall #12-20 have been performed.			
Name: _____		Name: _____	
Addr: _____		Addr: _____	
Phone: _____		Phone: _____	
Fax: _____		Fax: _____	
Signature : _____		Signature : _____	
Date: _____		Date: _____	

If the information mentioned above is incorrect or you are not the owner of this vehicle anymore, please fill this section and return to sender.

NEW OWNER: _____

BUSINESS: _____

ADDRESS (including County): _____

TELEPHONE: _____ **FAX:** _____

Please return this completed document with your A.F.A. form