



Safety Notice 120002 Supplement (NHTSA RECALL NOTICE 12V-022)

Date: December 18, 2012
Subject: Motor Controller Failure
Models: TZ-34: TZ3410-133 to TZ3410-335
TZ3411-101 to TZ3411-316
TZ-50: TZ5010-135 to TZ5010-306
TZ5011-101 to TZ5011-268

This letter is a supplement to Safety Notice 120002 dated March 18, 2012.

The attached Safety Notice 120002 (Rev 12-18-2012) is being re-issued to the following:

- Customers who purchased motor controller P/N 96769, kit P/N 99854 or P/N 232734 from January 1, 2010.
- Customers or machine owners who have not installed the contactor kit on their machine per Safety Notice 120002.

The models and serial number range of affected machines has not changed. However, we have revised the following:

- a. Added motor controller P/N 232734 sold as replacement part affected by this safety notice.
- b. Required a contactor kit installed on machines equipped with the affected motor controllers described in safety notice 120002.

What you need to do:

- **Destroy hardcopies and electronic files of SN 120002 released on March 18, 2012 and replace with the revised SN 120002 (attached).**
- **Order the appropriate contactor kit and install on machines with the affected motor controllers. DO NOT ORDER ANOTHER MOTOR CONTROLLER.**
- **Order the appropriate contactor kit before installing the affected motor controllers in your inventory on any machine.**
- **If you receive this notice but have already installed a contactor kit on your machine, please fill out the attached completion form and return to AWP Warranty department. This will indicate that you have completed this safety notice.**

We share in your intense concern for the safety of our customers and sincerely appreciate your efforts on our behalf. Please do not hesitate to contact the Genie Service Department at 1-800-536-1800 if you should have any questions regarding this important safety issue.

Enclosed:
Safety Notice 120002 (Rev 12-18-2012)
Completion Form



Safety Notice 120002

Completion Form

Your signature on this form will verify that you have installed the **contactor kit** appropriate for your machine.

Kit P/N 232568 – TZ-34/20 models
 Kit P/N 232566 – TZ-50 models

- List the complete model and serial number (example: GS3004-GR10-15199, GS3011A-99456, QS10-112)

Serial Number	Kit P/N

Serial Number	Kit P/N

Date: _____
 Company Name: _____
 Account #: _____
 Address: _____
 (street) _____
 (city) _____
 State, zip code _____
 Phone #: _____

Service Manager (Print Name)

Signature

Fax to:	United States	877-738-7530
	Canada	425-498-7530
	All other locations	001-425-498-7530
E-mail:	AWP.Warranty@terex.com	



Rev 12-18-2012

SAFETY RECALL NOTICE NUMBER 120002 (NHTSA RECALL NOTICE 12V-022)

Original release date: March 8, 2012

Revision Date: December 18, 2012

This notice is sent to you in accordance with the requirements of the National Traffic and Motor Vehicle Safety Act.

Genie Industries, Inc. ("Genie") has decided that a defect which relates to motor vehicle safety exists within the motor controller installed on our TZ-34 and TZ-50 trailer mounted aerial work platform booms. This component is also installed as a service part replacement on TMZ 34/19 and TMZ-50 as P/N 96769, kit 99854 and P/N 232734.

The reason for this recall...

You are receiving this bulletin because you are the owner of an affected machine or you have purchased the motor controller P/N 96769, kit P/N 99854 or 232734 as a service part replacement for the machines below.

Genie Industries has received reports of machine fires relating to the motor controller installed on the above referenced machines. The affected motor controllers were also sold as a service parts replacement from January 1, 2010. **A motor controller failure can result in a machine fire.**

This recall applies to the following:

Group A:

1. All North American TZ-34 trailer mounted booms manufactured from January 1, 2010 to May 5, 2011 from serial number TZ3410 -133 to TZ3410-335 and TZ3411-101 to TZ3411- 316
2. All North American TZ-50 trailer mounted booms manufactured from January 1, 2010 to May 1, 2011 from serial number TZ5010-135 to TZ5010-306 and TZ5011-101 to TZ5011- 268

Group B:

P/N 96769, conversion kit P/N 99854 and P/N 232734 purchased from January 1, 2010 and installed on models TZ-34, TZ-50, TMZ-34/19 and TMZ-50.

Group C:

P/N 96769, conversion kit P/N 99854 and P/N 232734 in your inventory.

What we are asking you to do...

Group A: all North American TZ-34 and TZ-50 manufactured from January 1, 2010 to May 5, 2011.

1. Locate all machines.
2. Using the table below, determine the contactor kit for your machine.
Note: For TMZ models, please call Genie Service Department and ask for Rock Hill Service.

Contactor Kits:

Model	Kit P/N
TZ-34	232568
TZ-50	232566

3. Order the specified kit for your machine.

Installation must take place as soon as possible but no later than 30 days from receipt of parts.

Machines can remain in service while waiting for the contactor kit if the batteries are disconnected when:

- the machine is left unattended
- the machine is charging

Refer to pages 5 to 7 for the Battery Disconnect procedure.

4. Fill out and sign the completion form included with the instructions in the parts kit return to Terex AWP Warranty department to verify that this safety notice has been completed.

Group B: Motor controllers purchased from January 1, 2010 installed on any model affected by this notice.

1. Locate all of the machines where P/N 96769, conversion kit P/N 99854 and P/N 232734 were installed.

- 2A Motor controller P/N 96769 and conversion kit P/N 99854:
Inspect the date code stamping on the motor controller serial number.

Motor controller serial number example:
S1125090240

Date Code:
1125



- i. If the date code stamping is 0944 and lower, the motor controller does **not** need to be replaced. A contactor kit is **not** needed. Fill out the attached completion form and return to Terex AWP Warranty department.
- ii. If the date code stamping is from 0945 and higher, order the contactor kit and install it on your machine. Refer to the table on page 2 for the contactor kit appropriate for your machine.

2B. Motor Controller P/N 232734: Order the contactor kit and install it on your machine. Refer to the table on page 2 for the contactor kit appropriate for your machine.

Installation must take place as soon as possible but no later than 30 days from receipt of parts.

Machines can remain in service while waiting for the contactor kit if the batteries are disconnected when:

- the machine is left unattended
- the machine is charging

Refer to pages 5 to 7 for the Battery Disconnect procedure.

Group C: Motor controllers in your inventory:

1. Motor controller P/N 96769 and conversion kit P/N 99854: Inspect the date code stamping on the motor controller serial number.
 - i. If the date code stamping is 0944 and lower, the motor controller does **not** need to be replaced. A contactor kit does **not** need to be installed.
 - ii. If the date code is from 0945 and higher, a contactor kit is required when installed on your machine. Refer to the table on page 2 for the appropriate contactor kit for your machine.
2. Motor Controller P/N 232734: A contactor must be installed with this motor controller. Refer to the table on page 2 for the contactor kit appropriate for your machine.

To order parts:

Machine owners with a valid Terex account can contact the Terex AWP parts department to place an order through one of the following:

Genie Website: www.genielift.com
Fax: 1-888-274-6912
Phone: 1-800-536-1800

Machine owners without a valid Terex account can contact their nearest Terex AWP dealership or Terex AWP Service Centers for assistance.

Search for your nearest Terex AWP dealership by visiting our website at:

<http://www.genielift.com/dealersearch/>



Rev 12-18-2012

Warranty:

The labor and travel miles required to perform this inspection and installation are covered under the provisions of our **LIMITED PRODUCT WARRANTY** statement. Warranty claims can be submitted by paper claims, fax or email. If you need more information about filing a warranty claim, call Terex AWP Warranty department.

If you are the owner of an affected machine and are not an authorized Terex AWP dealer, please contact your nearest Terex AWP dealer for assistance with this update. Only Terex AWP Authorized Dealers will be reimbursed for labor or any other costs associated with this notice under the provisions of our standard warranty terms and conditions.

Genie and ANSI requires that the seller of a Genie machine report to Genie, the model and serial number of each machine sold, as well as the name, address, and telephone number of the new owner, within 60 days of the sale. OSHA and ANSI also require that the manufacturer's safety recall notice be completed. It is your responsibility to communicate this important information to all machine owners and applicable branches. If you require additional copies of this safety recall notice or have any questions, please contact Genie service department at 1 (800) 536 -1800.

Warranty Claims:

Complete the warranty claim for this safety recall notice on the internet or fax a claim form to Terex AWP Warranty department at (877)-738-7530. (The labor hours allowed for this campaign is 1 hour for the TZ-34 modification and 2.5 hours for the TZ-50 modification.)

If you are the lessor of any of the affected vehicles ...

If you are the lessor of this vehicle, federal law requires you to forward this notice to the lessee within ten days of your receipt of this letter.

If you need help...

If you have questions or concerns regarding this recall, please contact Genie or the service manager at your local dealer. If Genie or your dealer fail or are unable to remedy the defect without charge or within a reasonable time, you may also submit a written complaint to the Administrator, National Highway Traffic Safety Administration, 1200 New Jersey Avenue, SE., Washington, DC 20590, or call the toll-free Vehicle Safety Hotline at 1-888-327-4236 (TTY: 1-800-424-9153); or go to <http://www.safercar.gov>.

We are intensely concerned for the safety of our customers and sincerely appreciate your efforts. Thank you for your attention to this important matter.

Sincerely,

Genie Industries, Inc.

Enclosures:

- List of machines shipped to your location
- Machine Update Form
- Completion form

TZ-34 Battery Disconnect Procedure:

Note: Perform this procedure with the machine in the stowed position on a firm level surface.

⚠ Electrocutation/burn hazard. Contact with hot or live circuits could result in death or serious injury. Remove all rings, watches and other jewelry


Motor controller compartment



Anderson connector




Anderson connector disconnected



TZ-50 Battery Disconnect Procedure:

Note: Perform this procedure with the machine in the stowed position on a firm level surface.

 Electrocutation/burn hazard. Contact with hot or live circuits could result in death or serious injury. Remove all rings, watches and other jewelry.

Motor controller compartment



Anderson connector




Anderson connector disconnected



TMZ-34 and TMZ-50 Battery Disconnect Procedure:

Note: Perform this procedure with the machine in the stowed position on a firm level surface.

 Electrocuttion/burn hazard. Contact with hot or live circuits could result in death or serious injury. Remove all rings, watches and other jewelry.

Motor controller compartment



Anderson connector



Anderson connector disconnected



Safety Notice 120002
(NHTSA RECALL NOTICE 12V-022)

Completion Form
(Motor Controller P/N 96769)

Complete this form **only** if the serial number date code of the motor controller installed on your machine or in your inventory is lower than 0945. Your signature on this form will verify that the motor controller installed on the machines listed below and in your inventory does **not** need the contactor kit modification described in this safety notice.

- List the complete model and serial number (example: TZ3410-145, TZ5011-121, T3402-11, T5003-132)

Machine Serial Number or P/N 96769 in Inventory	Motor Controller Date Code

Motor controller serial number example:
S1125090240

Date Code:
1125



Date: _____

Company Name: _____

Account #: _____

Address: _____

(street) _____

(city) _____

State, zip code _____

Phone #: _____

Service Manager (Print Name)

Signature

Fax to:	United States	877-738-7530
	Canada	425-498-7530
	All other locations	001-425-498-7530
E-mail:	AWP.Warranty@terex.com	



Safety Notice 120002

(NHTSA RECALL NOTICE 12V-022)

New Owner Update Form

(for updating machine owner information only)

Genie and ANSI requires that the seller of a Genie machine report to Genie the model and serial number of each machine sold, as well as the name, address, and telephone number of the new owner, within 60 days of the sale.

- If you have sold a machine, list the complete model and serial number (example: TZ3410-145, TZ5011-121, T3402-11, T5003-132) and the name, address and phone number of the new owner.

New Owner Information:

	Machine 1	Machine 2	Machine 3
Model*	<input type="text"/>	<input type="text"/>	<input type="text"/>
Serial Number*	<input type="text"/>	<input type="text"/>	<input type="text"/>
Owner Name*	<input type="text"/>	<input type="text"/>	<input type="text"/>
Address 1*	<input type="text"/>	<input type="text"/>	<input type="text"/>
Address 2	<input type="text"/>	<input type="text"/>	<input type="text"/>
City/State/Zip*	<input type="text"/>	<input type="text"/>	<input type="text"/>
Phone Number*	<input type="text"/>	<input type="text"/>	<input type="text"/>
Contact Person	<input type="text"/>	<input type="text"/>	<input type="text"/>

* Required fields.

Seller Information:

Date:

Company Name:

Account #:

Address:

(street)

(city)

State, zip code

Phone #:

- List any machines that could not be inspected or repaired because of the following:

Model & Serial Number	Scrapped	Exported	Stolen	Others (explain)
<input type="text"/>	<input type="checkbox"/>	<input type="checkbox"/>	<input type="checkbox"/>	<input type="text"/>
<input type="text"/>	<input type="checkbox"/>	<input type="checkbox"/>	<input type="checkbox"/>	<input type="text"/>
<input type="text"/>	<input type="checkbox"/>	<input type="checkbox"/>	<input type="checkbox"/>	<input type="text"/>
<input type="text"/>	<input type="checkbox"/>	<input type="checkbox"/>	<input type="checkbox"/>	<input type="text"/>

Fax to:

United States	877-738-7530
Canada	425-498-7530
All other locations	001-425-498-7530