



SAFETY RECALL NOTICE NUMBER 120002 (NHTSA RECALL NOTICE 12V-022)

March 8, 2012

This notice is sent to you in accordance with the requirements of the National Traffic and Motor Vehicle Safety Act.

Genie Industries, Inc. ("Genie") has decided that a defect which relates to motor vehicle safety exists within the motor controller installed on our TZ-34 and TZ-50 trailer mounted aerial work platform booms. This component is also installed as a service part replacement on TMZ 34/19 and TMZ-50 as P/N 96769 and kit 99854.

The reason for this recall...

You are receiving this bulletin because you are the owner of an affected machine or you have purchased the motor controller P/N 96769 or kit P/N 99854 as a service part replacement for the machines below.

Genie Industries has recently received reports of machine fires relating to the motor controller installed on the above referenced machines. Machines with a manufacturing date starting from January 1, 2010 to May 1, 2011 or where the motor controller was purchased as a service part from January 1, 2010 to August 7, 2011 and installed on the machines manufactured before January 1, 2010 can be affected. **A motor controller failure can result in a machine fire.**

This recall applies to the following:

Group A:

1. All North American TZ-34 trailer mounted booms manufactured from January 1, 2010 to May 5, 2011 from serial number TZ3410 -133 to TZ3410-335 and TZ3411-101 to TZ3411-316
2. All North American TZ-50 trailer mounted booms manufactured from January 1, 2010 to May 1, 2011 from serial number TZ5010-135 to TZ5010-306 and TZ5011-101 to TZ5011-268
3. P/N 96769 purchased from January 1, 2010 to August 7, 2011 and installed on machines 1 and 2 above.

Group B:

P/N 96769 and kit 99854 purchased from January 1, 2010 to August 7, 2011 and installed on models TZ-34, TZ-50, TMZ-34/19 and TMZ-50 manufactured before January 1, 2010.

Group C:

P/N 96769 and kit 99854 purchased from January 1, 2010 to August 7, 2011 in your inventory.

What we are asking you to do...

Group A:

1. Locate all machines.
2. Using the table below, determine the contactor kit for your machine.

Contactor Kits:

Model	Kit P/N
TZ-34	232568
TZ-50	232566

3. Order the specified kit for your machine.

Installation must take place as soon as possible but no later than 30 days from receipt of parts.

Machines can remain in service while waiting for the contactor kit if the batteries are disconnected when:

- the machine is left unattended
- the machine is charging

Refer to pages 5 to 7 for the Battery Disconnect procedure.

4. Fill out and sign the completion form included with the instructions in the parts kit return to Terex AWP Warranty department to verify that this safety notice has been completed.

Group B:

1. Locate all of the machines built before January 1, 2010 where P/N 96769 and kit P/N 99854 were installed.
2. Inspect the date code stamping on the motor controller serial number.

4 digit date code = 0945 to 1130

Date Code Example: 1125 where: 11 = year
25 = week of the year





- If the date code stamping is 0944 and lower or 1131 and higher, the motor controller does not need to be replaced. Fill out the attached completion form and return to Terex AWP Warranty department.
- If the date code stamping is from 0945 to 1130, order the replacement motor controller P/N 232734 and replaced the one installed on your machine.

Installation must take place as soon as possible but no later than 30 days from receipt of parts.

Machines can remain in service while waiting for the contactor kit if the batteries are disconnected when:

- **the machine is left unattended**
- **the machine is charging**

Refer to pages 5 to 7 for the Battery Disconnect procedure.

3. Destroy the motor controller removed from your machine.
4. Fill-out the attached completion form and return to Terex AWP Warranty department.

Group C:

1. Inspect the date code stamping on the motor controller serial number.
 - If the date code stamping is 0944 and lower or 1131 and higher, the motor controller does not need to be replaced.
 - If the date code stamping is from 0945 to 1130, remove it from your inventory and destroy.
2. Contact Terex AWP Warranty department to receive credit for destroyed motor controller from your inventory.

To order parts:

Machine owners with a valid Genie account can contact the Terex AWP parts department to place an order through one of the following:

Genie Website: www.genielift.com
Fax: 1-888-274-6912
Phone: 1-800-536-1800

Machine owners without a valid Genie account can contact their nearest Terex AWP dealership or Terex AWP Service Centers for assistance.

Search for your nearest Terex AWP dealership by visiting our website at:
<http://www.genielift.com/dealersearch/>



Warranty:

The labor and travel miles required to perform the requirements of this notice are covered under the provisions of our warranty agreement. Labor for each affected machine will be paid at a rate of \$60.00 U.S. per hour and travel at a rate of \$.50 U.S. per mile, converted into the currency of the appropriate country at the time of payment.

If you are the owner of an affected machine and are not an authorized Terex AWP dealer, please contact your nearest Terex AWP dealer for assistance with this update. Only Terex AWP Authorized Dealers will be reimbursed for labor or any other costs associated with this notice under the provisions of our standard warranty terms and conditions.

Genie and ANSI requires that the seller of a Genie machine report to Genie the model and serial number of each machine sold, as well as the name, address, and telephone number of the new owner, within 60 days of the sale. OSHA and ANSI also require that the manufacturer's safety recall notice be completed. It is your responsibility to communicate this important information to all machine owners and applicable branches. If you require additional copies of this safety recall notice or have any questions, please contact Terex AWP service department at 1 (800) 536 -1800.

Warranty Claims:

Complete the warranty claim for this safety recall notice on the internet or fax a claim form to Terex AWP Warranty department at (877)-738-7530. (The labor hours allowed for this campaign is 1 hour for the TZ-34 modification and 2.5 hours for the TZ-50 modification.)

If you are the lessor of any of the affected vehicles ...

If you are the lessor of this vehicle, federal law requires you to forward this notice to the lessee within ten days of your receipt of this letter.

If you need help...

If you have questions or concerns regarding this recall, please contact Genie or the service manager at your local dealer. If Genie or your dealer fail or are unable to remedy the defect without charge or within a reasonable time, you may also submit a written complaint to the Administrator, National Highway Traffic Safety Administration, 1200 New Jersey Avenue, SE., Washington, DC 20590, or call the toll-free Vehicle Safety Hotline at 1-888-327-4236 (TTY: 1-800-424-9153); or go to <http://www.safercar.gov>.

We are intensely concerned for the safety of our customers and sincerely appreciate your efforts. Thank you for your attention to this important matter.


Sincerely,
Genie Industries, Inc.

Enclosures:

- List of machines shipped to your location
- Machine Update Form
- Completion form

TZ-34 Battery Disconnect Procedure:

Note: Perform this procedure with the machine in the stowed position on a firm level surface.

 Electrocuttion/burn hazard. Contact with hot or live circuits could result in death or serious injury. Remove all rings, watches and other jewelry


Motor controller compartment



Anderson connector




Anderson connector disconnected



TZ-50 Battery Disconnect Procedure:


Note: Perform this procedure with the machine in the stowed position on a firm level surface.

 Electrocutation/burn hazard. Contact with hot or live circuits could result in death or serious injury. Remove all rings, watches and other jewelry

Motor controller compartment



Anderson connector




Anderson connector disconnected



TMZ-34 and TMZ-50 Battery Disconnect Procedure:

Note: Perform this procedure with the machine in the stowed position on a firm level surface.

 Electrocutation/burn hazard. Contact with hot or live circuits could result in death or serious injury. Remove all rings, watches and other jewelry

Motor controller compartment



Anderson connector



Anderson connector disconnected





Safety Notice 120002
 (NHTSA RECALL NOTICE 12V-022)

Completion Form
 (Machines built before January 1, 2010)

Your signature on this form will verify that the Motor Controller P/N 96769 on the machines below have been inspected as described in Safety Notice 120002.

- List the complete model and serial number (example: TZ3410-145, TZ5011-121, T3402-11, T5003-132)

Example:

Machine Serial Number	Build Date	Motor Controller Date Code	Action	Date Replaced
TZ3409-XXX	April 5, 2009	1125	replaced	mm/dd/yy
TZ5008-XXX	July 15, 2008	1135	not replaced	N/A
T5003-XXX	Nov. 1, 2002	1013	replaced	mm/dd/yy
T3402-XXX	Aug 5, 2002	1131	Not replaced	N/A

Your Machine(s)

Machine Serial Number	Build Date	Motor Controller Date Code	Action	Date Replaced

Date: _____
 Company Name: _____
 Account #: _____
 Address: _____
 (street) _____
 (city) _____
 State, zip code _____
 Phone #: _____

Service Manager (Print Name)

Signature

Fax to:	United States Canada All other locations	877-738-7530 425-498-7530 001-425-498-7530
E-mail:	AWP.Warranty@terex.com	



Safety Notice 120002

(NHTSA RECALL NOTICE 12V-022)

New Owner Update Form

(for updating machine owner information only)

Genie and ANSI requires that the seller of a Genie machine report to Genie the model and serial number of each machine sold, as well as the name, address, and telephone number of the new owner, within 60 days of the sale.

- If you have sold a machine, list the complete model and serial number (example: TZ3410-145, TZ5011-121, T3402-11, T5003-132) and the name, address and phone number of the new owner.

New Owner Information:

	Machine 1	Machine 2	Machine 3
Model*	_____	_____	_____
Serial Number*	_____	_____	_____
Owner Name*	_____	_____	_____
Address 1*	_____	_____	_____
Address 2	_____	_____	_____
City/State/Zip*	_____	_____	_____
Phone Number*	_____	_____	_____
Contact Person	_____	_____	_____

* Required fields.

Seller Information:

Date: _____

Company Name: _____

Account #: _____

Address: _____

(street) _____

(city) _____

State, zip code _____

Phone #: _____

- List any machines that could not be inspected or repaired because of the following:

Model & Serial Number	Scrapped	Exported	Stolen	Others (explain)
_____	-	-	-	_____
_____	-	-	-	_____
_____	-	-	-	_____
_____	-	-	-	_____

Fax to:

United States	877-738-7530
Canada	425-498-7530
All other locations	001-425-498-7530