

SERVICE PROCEDURE

G-11518
SEPTEMBER 2011

SUBJECT: SAFETY RECALL
ALTERNATOR WIRING on certain BE and CE model school buses built 6/27/06 thru 3/23/11 with a MaxxFace 7 engine feature code 12NTH, 12NTD, 12NTE, 12NTG, 12VYY, or 12627 and alternator feature code 0008GGR, 0008GGM, 0008GWX, or 0008GEL.

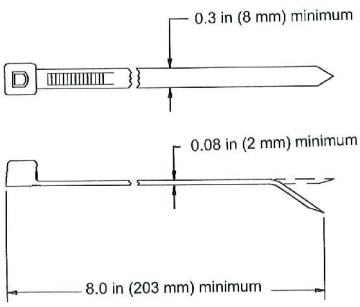
DEFECT DESCRIPTION

The positive alternator cable may rub on the engine control module mounting bracket possibly compromising its insulation causing an electrical short. An electrical short may cause a fire possibly resulting in property damage, personal injury, or death.

MODELS INVOLVED

This Safety Recall involves certain BE and CE model school buses built 6/27/06 thru 3/23/11 with a MaxxFace 7 engine feature code 12NTH, 12NTD, 12NTE, 12NTG, 12VYY, or 12627 and alternator feature code 0008GGR, 0008GGM, 0008GWX, or 0008GEL.

PARTS INFORMATION

Part Number	Part Description	Quantity
306132C1 or Equivalent	Tie Strap – Rated At 250 lbs 	2

Part Number	Part Description	Quantity
2644027R1	Sleeve, Cable Insulating, Heat Shrink 17.8 mm x 50 Long	As Needed

SERVICE PROCEDURE

WARNING! PARK VEHICLE ON HARD FLAT SURFACE, TURN THE ENGINE OFF, SET THE PARKING BRAKE AND BLOCK THE WHEELS TO PREVENT THE VEHICLE FROM MOVING IN BOTH DIRECTIONS. FAILURE TO DO SO MAY RESULT IN PROPERTY DAMAGE, PERSONAL INJURY AND/OR DEATH.


WARNING! ALWAYS WEAR SAFE EYE PROTECTION WHEN PERFORMING VEHICLE MAINTENANCE. FAILURE TO DO SO MAY RESULT IN SERIOUS EYE INJURY.

WARNING! ALLOW COMPONENTS IN ENGINE COMPARTMENT TO COOL BEFORE SERVICING ENGINE OR VEHICLE. FAILURE TO DO SO MAY RESULT IN PROPERTY DAMAGE, PERSONAL INJURY AND/OR DEATH.

WARNING! KEEP FLAMES OR SPARKS AWAY FROM VEHICLE AND DO NOT SMOKE WHILE SERVICING THE VEHICLE'S BATTERIES. BATTERIES EXPEL EXPLOSIVE GASES. FAILURE TO DO SO MAY RESULT IN PROPERTY DAMAGE, PERSONAL INJURY, AND/OR DEATH.

WARNING! REMOVE THE GROUND CABLE FROM THE NEGATIVE TERMINAL OF THE BATTERY BOX BEFORE DISCONNECTING ANY ELECTRICAL COMPONENTS. ALWAYS CONNECT THE GROUND CABLE LAST. FAILURE TO DO SO MAY RESULT IN PROPERTY DAMAGE, PERSONAL INJURY, AND/OR DEATH.

1. Inspect and determine if the alternator cables are properly tie strapped to the engine control module mounting bracket. If so, service procedure is complete.



2. If cables are not properly tie strapped to the bracket determine if the insulation on either alternator cable is damaged due to rubbing on the engine control module mounting bracket. Repair the alternator cable insulation with heat shrink sleeve as necessary.

- Tie strap the alternator cables to the engine control module mounting bracket.

END OF SERVICE PROCEDURE

LABOR INFORMATION

Operation Number	Description	Time
A40-11518-1	Inspect For Tie Straps No Repair Required	0.2
A40-11518-2	Inspect For Tie Straps No Cable Insulation Repair Install Tie Straps	0.3
A40-11518-3	Inspect For Tie Straps Repair Insulation On 1 Cable Install Tie Straps	0.6
A40-11518-4	Inspect For Tie Straps Repair Insulation On 2 Cables Install Tie Straps	0.7

CAMPAIGN IDENTIFICATION LABEL

Each vehicle corrected in accordance with this campaign must be marked with a CTS-1075 Campaign Identification Label.

Complete the label and attach on a clean surface next to the vehicle identification number (VIN) plate.

DO NOT REMOVE

INTERNATIONAL

Campaign No. _____

VIN _____

Eng.# _____

COMPLETED

Service Location Code # _____

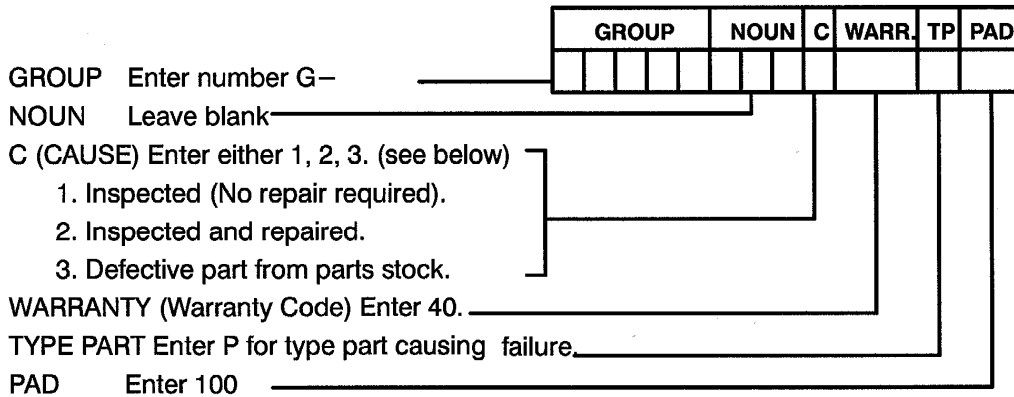
DO NOT REMOVE

ADMINISTRATIVE/DEALER RESPONSIBILITIES

WARRANTY CLAIMS

Refer to Dealer Warranty Manual for procedures to conduct Recall Campaigns.

It is important that the Recall Coding be completed properly to assist in processing the warranty claim. Complete instructions will be found in the Warranty Manual, Section 7-1. Special attention should be given to Items 39 through 44:



UNITED STATES AND POSSESSIONS

The National Traffic and Motor Vehicle Safety Act, as amended, provides that each vehicle that is subject to a vehicle recall campaign must be adequately repaired within a reasonable time after the owner has tendered it for repair. A failure to adequately repair within 60 days after a tender of a vehicle is prima facie evidence of failure to repair within a reasonable time. If the condition is not adequately repaired within 60 days, the owner may be entitled to replacement with an identical or reasonable equivalent vehicle at no charge, or to a refund of the purchase price less a reasonable allowance for depreciation.

Dealers must correct all vehicles subject to this campaign at no charge to the owner, regardless of mileage, age of vehicle, or ownership, from this time forward.

Dealers should proceed immediately to make necessary correction to units in inventory. All inventory vehicles subject to this recall campaign must be corrected prior to sale, transfer or delivery. If vehicles have been sold or transferred and you are in receipt of Customer Notification Letters and Authorization for Recall Service cards for those vehicles, the transfer location or customer must be notified immediately from your dealer location.

Dealers must make every effort to promptly schedule an appointment with each owner to repair his or her vehicle as soon as possible. However, consistent with

the customer notification, dealers are expected to complete the repairs on the mutually agreed upon service date.

Dealers involved in the recall process will be furnished a listing of owner names and addresses to enable them to follow up with owners and have the vehicles corrected. Use of this listing must be limited to this campaign because the list may contain information obtained from state motor vehicle registration records and the use of such motor vehicle registration data for purposes other than this campaign is a violation of law in several states.

CANADA

Dealers must correct all vehicles subject to this campaign at no charge to the owner, regardless of mileage, age of vehicle, or ownership, from this time forward.

Dealers should proceed immediately to make necessary correction to units in inventory. All inventory vehicles subject to this recall campaign must be corrected prior to sale, transfer or delivery. If vehicles have been sold or transferred and you are in receipt of Customer Notification Letters and Authorization for Recall Service cards for those vehicles, the transfer location or customer must be notified immediately from your dealer location.

Dealers must make every effort to promptly schedule an appointment with each owner to repair his or her vehicle as soon as possible. However, consistent with the customer notification, dealers are expected to complete the repairs on the mutually agreed upon service date.

Dealers involved in the recall process will be furnished a listing of owner names and addresses to enable them to follow up with owners and have the vehicles corrected. Use of this listing must be limited to this campaign because the list may contain information obtained from state motor vehicle registration records and the use of such motor vehicle registration data for purposes other than this campaign is a violation of law in several states.

EXPORT

Export Distributors should proceed immediately to make necessary correction to units in inventory. All inventory vehicles subject to this recall campaign must be corrected prior to sale, transfer or delivery. If vehicles have been sold or transferred and you are in receipt of Customer Notification Letters and Authorization for Recall Service cards for those vehicles, the transfer location or customer must be notified immediately from your distributor location.

Export Distributors are to submit warranty claims in the usual manner making reference to this recall number.

Export Distributors are expected to provide full cooperation and follow-up with respect to this important subject matter. If you have any questions or need further assistance, please contact the Regional Service Manager at your regional office.

NAVISTAR, INC