

# ***SERVICE PROCEDURE***

**G-11505  
MAY 2011**

**SUBJECT: NON COMPLIANCE RECALL  
TRAILER ABS FAULT INDICATOR LAMP on certain  
DuraStar, PayStar, WorkStar, TranStar, LoneStar,  
and ProStar model trucks built 11/5/10 thru 3/10/11  
with trailer brake connections.**

## **DEFECT DESCRIPTION**

The trailer ABS fault indicator lamp in the instrument cluster will not illuminate due to a programming or hardware issue with the brake system electronic control unit. This condition does not comply with Federal Motor Vehicle Safety Standard 121.

## **MODELS INVOLVED**

This non compliance recall involves certain DuraStar, PayStar, WorkStar, TranStar, LoneStar, and ProStar model trucks built 11/5/10 thru 3/10/11 with air brakes and trailer brake connections.

## **PARTS INFORMATION**

- The VINS listed below will require a quantity of one (1) Bendix ECU part number 3703691C1.

CL550376	CJ536246	CJ546463	CJ546451	CJ546453
CL539217	CJ453403	CJ546477	CJ546465	CJ546467
CL452928	CJ546459	CJ546455	CJ545941	CJ546470
CL459365	CJ546462	CJ546469	CJ546457	CJ453957
CN536143	CJ546476	CJ546472	CJ546460	CJ453960
BN443954	CJ538242	CJ546486	CJ546474	CJ453961
CN538277	CJ546454	CJ546464	CJ546452	CJ453959
BV551958	CJ546468	CJ546456	CJ546458	CJ453962
CJ546470	CJ546471	CJ546473	CJ546461	CH564582
CJ450589	CJ546485	CJ546487	CJ546475	CH535368

- The VINS listed below will require a quantity of one (1) Bendix ECU part number 3703692C1.

CJ392189

CJ392183

- All other VINS will not require repair parts.

## **SERVICE PROCEDURE**

**WARNING!** PARK VEHICLE ON HARD FLAT SURFACE, TURN THE ENGINE OFF, SET THE PARKING BRAKE AND BLOCK THE WHEELS TO PREVENT THE VEHICLE FROM MOVING IN BOTH DIRECTIONS. FAILURE TO DO SO MAY RESULT IN PROPERTY DAMAGE, PERSONAL INJURY AND/OR DEATH.

**WARNING!** ALWAYS WEAR SAFE EYE PROTECTION WHEN PERFORMING VEHICLE MAINTENANCE. FAILURE TO DO SO MAY RESULT IN SERIOUS EYE INJURY.

For VINS that require replacement of the ABS ECU:

1. Remove and replace the Bendix ABS ECU.
2. Connect Bendix ACOM software and verify that the vehicle configuration is correct per line set.
3. Clear any codes in the brake ECU.
4. Service procedure is complete.

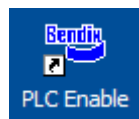
For VINS that require re-flashing of the ABS ECU:

1. The Bendix PLC Enable software should have been downloaded to all connected EzTechs.

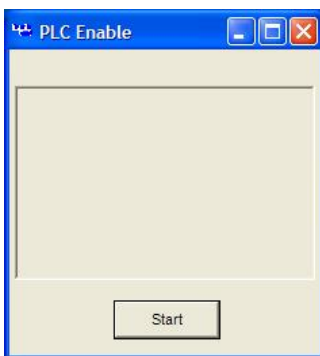


2. Look for this Icon on the EzTech Desktop. If this Icon is not on the desktop please submit an EzTech iKNow Case File or call 1-800-336-4500 Option 2 then Option 1 to have the software manually installed.

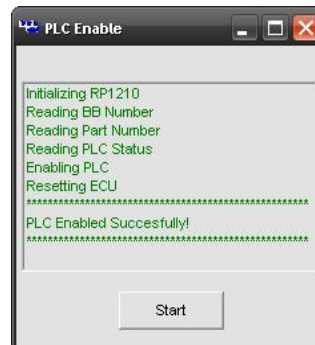
3. Attach the EzTech the vehicle diagnostic port using one of the following communication cables. **NAVLink / NAVCom or IC4 COM cable.**



4. Click on the PLC Enable icon.



5. Click on the Start button.



6. Message will indicate when download is complete.

See Appendix for list of other possible messages.

7. Verify that the vehicle configuration is correct per line set using Bendix ACOM software.

8. If assistance is needed, contact Vehicle Programming by creating an iKNOW case file or calling 1-800-336-4500 option 2 then option 3.

9. Remove diagnostic tool from vehicle.

## END OF SERVICE PROCEDURE

### LABOR INFORMATION

Operation Number	Description	Time
A40-11505-1	PLC Re-Flash	0.4
A40-11505-2	R & R ABS ECU	0.5

## CAMPAIGN IDENTIFICATION LABEL

Each vehicle corrected in accordance with this campaign must be marked with a CTS-1075 Campaign Identification Label.

Complete the label and attach on a clean surface next to the vehicle identification number (VIN) plate.

<b>DO NOT REMOVE</b>	
<b>INTERNATIONAL</b>	
Campaign No.	
VIN	Eng.#
<b>COMPLETED</b>	
Service Location Code #	
<b>DO NOT REMOVE</b>	

## ADMINISTRATIVE/DEALER RESPONSIBILITIES

### WARRANTY CLAIMS

Refer to Dealer Warranty Manual for procedures to conduct Recall Campaigns.

It is important that the Recall Coding be completed properly to assist in processing the warranty claim. Complete instructions will be found in the Warranty Manual, Section 7-1. Special attention should be given to Items 39 through 44:

	GROUP	NOUN	C	WARR.	TP	PAD
GROUP Enter number G—						
NOUN Leave blank						
C (CAUSE) Enter either 1, 2, 3. (see below)						
1. Inspected (No repair required).						
2. Inspected and repaired.						
3. Defective part from parts stock.						
WARRANTY (Warranty Code) Enter 40.						
TYPE PART Enter P for type part causing failure.						
PAD Enter 100						

### UNITED STATES AND POSSESSIONS

The National Traffic and Motor Vehicle Safety Act, as amended, provides that each vehicle that is subject to a vehicle recall campaign must be adequately repaired within a reasonable time after the owner has tendered it for repair. A failure to adequately repair within 60 days after a tender of a vehicle is prima facie evidence of failure to repair within a reasonable time. If the condition is not adequately repaired within 60 days, the owner may be entitled to replacement

with an identical or reasonable equivalent vehicle at no charge, or to a refund of the purchase price less a reasonable allowance for depreciation.

Dealers must correct all vehicles subject to this campaign at no charge to the owner, regardless of mileage, age of vehicle, or ownership, from this time forward.

Dealers should proceed immediately to make necessary correction to units in inventory. All inventory vehicles subject to this recall campaign must be corrected prior to sale, transfer or delivery. If vehicles have been sold or transferred and you are in receipt of Customer Notification Letters and Authorization for Recall Service cards for those vehicles, the transfer location or customer must be notified immediately from your dealer location.

Dealers must make every effort to promptly schedule an appointment with each owner to repair his or her vehicle as soon as possible. However, consistent with the customer notification, dealers are expected to complete the repairs on the mutually agreed upon service date.

Dealers involved in the recall process will be furnished a listing of owner names and addresses to enable them to follow up with owners and have the vehicles corrected. Use of this listing must be limited to this campaign because the list may contain information obtained from state motor vehicle registration records and the use of such motor vehicle registration data for purposes other than this campaign is a violation of law in several states.

## **CANADA**

Dealers must correct all vehicles subject to this campaign at no charge to the owner, regardless of mileage, age of vehicle, or ownership, from this time forward.

Dealers should proceed immediately to make necessary correction to units in inventory. All inventory vehicles subject to this recall campaign must be corrected prior to sale, transfer or delivery. If vehicles have been sold or transferred and you are in receipt of Customer Notification Letters and Authorization for Recall Service cards for those vehicles, the transfer location or customer must be notified immediately from your dealer location.

Dealers must make every effort to promptly schedule an appointment with each owner to repair his or her vehicle as soon as possible. However, consistent with the customer notification, dealers are expected to complete the repairs on the mutually agreed upon service date.

Dealers involved in the recall process will be furnished a listing of owner names and addresses to enable them to follow up with owners and have the vehicles corrected. Use of this listing must be limited to this campaign because the list may contain information obtained from state motor vehicle registration records

and the use of such motor vehicle registration data for purposes other than this campaign is a violation of law in several states.

## EXPORT

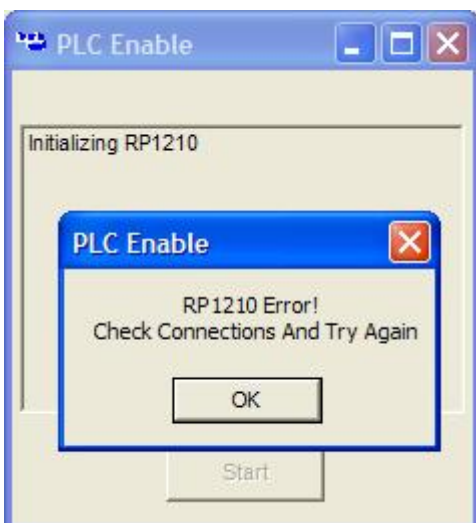
Export Distributors should proceed immediately to make necessary correction to units in inventory. All inventory vehicles subject to this recall campaign must be corrected prior to sale, transfer or delivery. If vehicles have been sold or transferred and you are in receipt of Customer Notification Letters and Authorization for Recall Service cards for those vehicles, the transfer location or customer must be notified immediately from your distributor location.

Export Distributors are to submit warranty claims in the usual manner making reference to this recall number.

Export Distributors are expected to provide full cooperation and follow-up with respect to this important subject matter. If you have any questions or need further assistance, please contact the Regional Service Manager at your regional office.

## NAVISTAR, INC

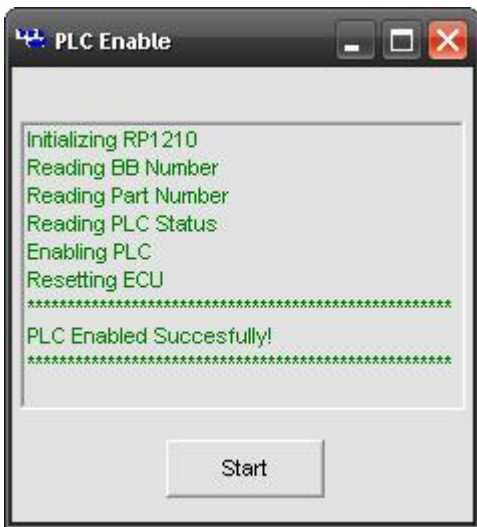
Appendix:



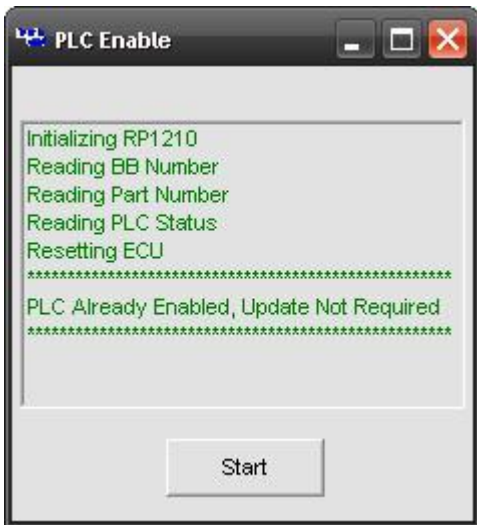
Diagnostics cable issue. Check diagnostic cable connections to computer.



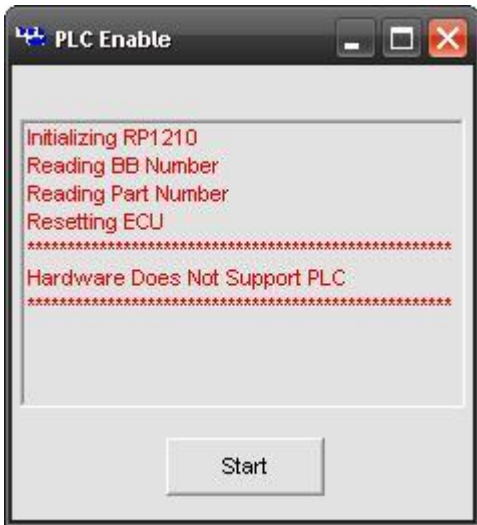
No communication with ABS ECU. Check diagnostic cable connections to computer and vehicle. Verify ECU communications with ACOM.



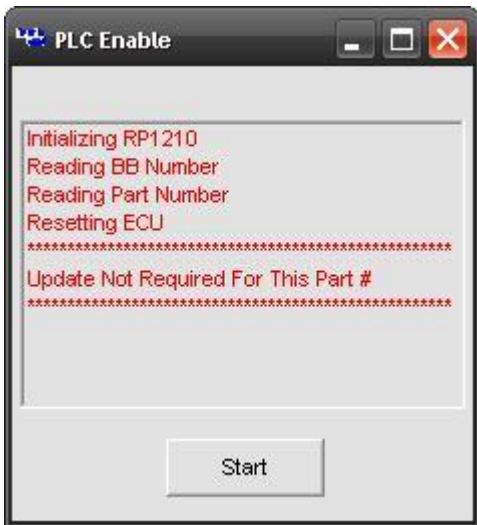
PLC successfully enabled.



PLC already enabled.



PLC not supported. Replace ECU if in the VIN list above.



Vehicle does not have PLC issue. No further action.