



TRANSICOLD

TAC-SER11-001
01-31-11


Subject: EM1 Gen V Evaporator Units

The EM1 GenV blower motor fuse assembly could fail in an unsafe manner, creating a potential fire hazard. We are advising that any units manufactured between January 1, 2006 and December 2010 must have the evaporator motor in-line fuse assembly upgraded with the retrofit kit 74-62056-00. The only units affected are EM1 GenV evaporator modules, part numbers 77-62512-XX and 77-62112-XX, with serial numbers between KNT90890232 and NNE91230058. Customers with EM1 GenV units prior to the above mentioned serial numbers and dates that have had Carrier replacement motors 54-00621-00 installed, will also require this upgrade.


Below are instructions on how to identify and confirm the affected units by the unit identification tag, and visual confirmation of the fuse assembly.

CAUTION: Disconnect the vehicle battery and use proper lockout/tagout procedures for your safety.


- 1) Remove the cover from the evaporator by removing the 8 screws shown below. Properly support the cover while removing the screws.




- 2) Once the cover has been removed, the identification tag containing the unit part number, manufacture date, and serial number can be found on the motor "cradle" mount, as seen in the photo below (on left). Compare the information to the above mentioned manufacture date, and/or serial number. Units employing a fuse holder as appears circled in red below require the upgrade with the new fuse holder.



Serial Number Tag



Old Fuse Holder



New Fuse Holder

- 3) Once it has been identified that the unit requires the fuse assembly upgrade, the serial number of the unit should be recorded for each affected unit.
- 4) Carrier has set up a dedicated Hotline to obtain the Retrofit kit required to perform the upgrade. The serial number of each unit **will be required when kits are ordered**. The kit(s) will be shipped to the address provided at no charge. Materials and instructions to perform work will be provided with the kit.
- 5) The time allowance to perform this re-work is ½ hr. To submit for labor reimbursement, a warranty claim needs to be filed with Carrier. The process and codes to be used are as follows.
 1. In the "Part number" category, enter "PT11-01" (no MPR required).
 2. Under "Job Code" enter "PT11-01 L" (this is for 0.50 hours labor).
 3. Submit claim

Availability of the retrofit kits is expected to be on or about the week of 3/15/2011. After this date, please contact Carrier Recall Hotline at (800) 793-4741 or an authorized Carrier Dealer/Service Center so that your unit can be retrofitted.

Robert Picker

Service/Warranty Manager
Carrier Transicold Division

BD, BU