

April 14, 2011

RISAM COACH LEASING LLC  
123 STEVENSON LANE  
MOUNT PROSPECT, IL  
60056

Dear customer,

For your information, find enclosed Safety Recall Sr11-10 which includes a complete listing of vehicles concerned. This bulletin applies to the following vehicle(s):

2PCH33494BC711765

If you are no longer the owner of any of these vehicles, please send us the following information on the new owner:

Serial #  
Customer name and address  
Phone and fax#

Please note that if you don't know this information, we can't delete your ownership from the database. The vehicle will stay under your name.

Truly yours,



Dominique Gagnon  
Technical Publications Supervisor



March 2011



DEFECT NOTIFICATION


Dear Customer:

This notice is sent to you in accordance with the requirements of the National Traffic and Motor Vehicle Safety Act of U.S.A.

Prevost Car US (Inc) has determined that a defect which relates to motor vehicle safety exists in certain 2010 and 2011 models of X3-45 coaches, H3 series coaches and H3 VIP shells.

We are sending you this notice because we are concerned about your safety.

On the vehicles listed below, it has been discovered that weakness of weld beads may exist on the fuel tank support. Prevost has voluntarily decided that all suspected fuel tank supports shall be replaced. For more information on how to have this safety recall performed, contact your nearest service center or your service manager.

Model	INVOLVED VEHICLES 		
H3 coaches Model Years: 2010, 2011	2PCH33493AC71 <u>1710</u>	2PCH33499BC71 <u>1728</u>	2PCH33497BC71 <u>1744</u>
	2PCH33499AC71 <u>1713</u>	2PCH33490BC71 <u>1729</u>	2PCH33499BC71 <u>1745</u>
	2PCH33492AC71 <u>1715</u>	2PCH33497BC71 <u>1730</u>	2PCH33492BC71 <u>1747</u>
	2PCH33494AC71 <u>1716</u>	2PCH33499BC71 <u>1731</u>	2PCH33494BC71 <u>1748</u>
	2PCH33496AC71 <u>1717</u>	2PCH33492BC71 <u>1733</u>	2PCH33492BC71 <u>1750</u>
	2PCH33498AC71 <u>1718</u>	2PCH33494BC71 <u>1734</u>	2PCH33496BC71 <u>1752</u>
	2PCH3349XAC71 <u>1719</u>	2PCH33496BC71 <u>1735</u>	2PCH33495BC71 <u>1760</u>
	2PCH33496AC71 <u>1720</u>	2PCH33498BC71 <u>1736</u>	2PCH33497BC71 <u>1761</u>
	2PCH33496BC71 <u>1721</u>	2PCH3349XBC71 <u>1737</u>	2PCH33494BC71 <u>1765</u>
	2PCH33498BC71 <u>1722</u>	2PCH33491BC71 <u>1738</u>	2PCH33496BC71 <u>1766</u>
	2PCH3349XBC71 <u>1723</u>	2PCH33493BC71 <u>1739</u>	2PCH33498BC71 <u>1767</u>
	2PCH33491BC71 <u>1724</u>	2PCH3349XBC71 <u>1740</u>	2PCH33417BC71 <u>1768</u>
	2PCH33493BC71 <u>1725</u>	2PCH33491BC71 <u>1741</u>	2PCH33419BC71 <u>1769</u>
	2PCH33495BC71 <u>1726</u>	2PCH33493BC71 <u>1742</u>	2PCH3349XBC71 <u>1771</u>
	2PCH33497BC71 <u>1727</u>	2PCH33495BC71 <u>1743</u>	2PCH33493BC71 <u>1773</u>
H3 VIP shells Model Years: 2010, 2011	2PCV33491BC71 <u>1709</u>	2PCVS3491BC71 <u>1714</u>	
X3-45 coach Model Years: 2011	2PCG33491BC72 <u>9992</u>		
	2PCG33491BC73 <u>5002</u>		

**CORRECTIVE ACTIONS:**

You must refer to the enclosed Safety Recall **Sr11-10** and perform the stated procedure. Federal regulation requires that any vehicle lessor receiving this recall notice must forward a copy of this notice to the lessee within ten days.

**REPORTING REQUIREMENT:**

In order to verify and document the corrective action taken on your vehicle(s) pursuant to the requirements of the Federal Motor Vehicle Safety Regulations, we are enclosing a "**SAFETY RECALL CERTIFICATION**" sheet. When the vehicle(s) is (are) repaired, this (these) sheet(s) must be completed and returned to PREVOST CAR INC. head office.

LABOR & PARTS REIMBURSEMENT:

Prevost Car US (Inc) will reimburse you parts and labor incurred.

Federal laws require that you be informed of your right to notify the Department of Transportation if you are unable to have the defect remedied without charge. The address for this purpose is:

National Highway Traffic Safety Administration  
1200 New Jersey Avenue SE  
Washington, DC 20590  
USA  
Auto Safety Hotline: 1-888-327-4236  
Teletypewriter (TTY): 1-800-424-9153  
<http://www.safercar.gov>

If any assistance is required, please contact your local distributor or Prevost Car US (Inc) service department.

We regret any inconvenience that this situation may cause you.

Truly yours,



Dominique Gagnon  
Technical Publication Supervisor



**PREVOST**

**Safety Recall  
Certification Sheet  
(Ref: Sr11-10)**



**SERIAL NUMBER: \_\_\_\_\_ 2PCH33494BC711765 \_\_\_\_\_**

PERFORMED BY		OWNER/OPERATOR	
We hereby certify that Safety Recall Instructions with regard to Safety Recall #11-10 have been performed.			
Name: _____		Name: RISAM COACH LEASING LLC	
Addr: _____		Addr: 123 STEVENSON LANE	
		MOUNT PROSPECT, IL	
		60056	
Phone: _____		Phone: _____	
Fax: _____		Fax: _____	
Signature : _____		Signature : _____	
Date: _____		Date: _____	

**If the information mentioned above is incorrect or you are not the owner of this vehicle anymore, please fill this section and return to sender.**

**NEW OWNER:** \_\_\_\_\_

**BUSINESS:** \_\_\_\_\_


**ADDRESS (including County):** \_\_\_\_\_


\_\_\_\_\_

\_\_\_\_\_

**TELEPHONE:** \_\_\_\_\_ **FAX:** \_\_\_\_\_

**Please return this completed document with your  
A.F.A. form**





**PREVOST**

ENREGISTRÉ - REGISTERED  
ISO 9001 & ISO 14001


**SAFETY  
RECALL**

Sr11-10



DATE : MARCH 2011	SECTION : 03-FUEL
SUBJECT : REPLACEMENT OF THE FUEL TANK SUPPORT	

**APPLICATION**

Model affected	Vehicle affected
H3-41, H3-45 coaches Model Year : 2010 - 2011	<div style="text-align: right; margin-bottom: 5px;">  </div> The following vehicles: 2PCH33493AC71 <u>1710</u> 2PCH33499BC71 <u>1728</u> 2PCH33497BC71 <u>1744</u> 2PCH33499AC71 <u>1713</u> 2PCH33490BC71 <u>1729</u> 2PCH33499BC71 <u>1745</u> 2PCH33492AC71 <u>1715</u> 2PCH33497BC71 <u>1730</u> 2PCH33492BC71 <u>1747</u> 2PCH33494AC71 <u>1716</u> 2PCH33499BC71 <u>1731</u> 2PCH33494BC71 <u>1748</u> 2PCH33496AC71 <u>1717</u> 2PCH33492BC71 <u>1733</u> 2PCH33492BC71 <u>1750</u> 2PCH33498AC71 <u>1718</u> 2PCH33494BC71 <u>1734</u> 2PCH33496BC71 <u>1752</u> 2PCH3349XAC71 <u>1719</u> 2PCH33496BC71 <u>1735</u> 2PCH33495BC71 <u>1760</u> 2PCH33496AC71 <u>1720</u> 2PCH33498BC71 <u>1736</u> 2PCH33497BC71 <u>1761</u> 2PCH33496BC71 <u>1721</u> 2PCH3349XBC71 <u>1737</u> 2PCH33494BC71 <u>1765</u> 2PCH33498BC71 <u>1722</u> 2PCH33491BC71 <u>1738</u> 2PCH33496BC71 <u>1766</u> 2PCH3349XBC71 <u>1723</u> 2PCH33493BC71 <u>1739</u> 2PCH33498BC71 <u>1767</u> 2PCH33491BC71 <u>1724</u> 2PCH3349XBC71 <u>1740</u> 2PCH33417BC71 <u>1768</u> 2PCH33493BC71 <u>1725</u> 2PCH33491BC71 <u>1741</u> 2PCH33419BC71 <u>1769</u> 2PCH33495BC71 <u>1726</u> 2PCH33493BC71 <u>1742</u> 2PCH3349XBC71 <u>1771</u> 2PCH33497BC71 <u>1727</u> 2PCH33495BC71 <u>1743</u> 2PCH33493BC71 <u>1773</u>
H3-45 VIP motorhomes Model Year : 2011	The following vehicles: 2PCV33491BC71 <u>1709</u> 2PCVS3491BC71 <u>1714</u>
X3-45 coaches Model Year : 2011	The following vehicles: 2PCG33491BC72 <u>992</u> 2PCG33491BC73 <u>5002</u>

## DESCRIPTION

On vehicles affected by this recall, it is **absolutely necessary** to replace the fuel tank support as soon as possible. It has determined that some weakness may exist in the weld beads due to poor fusion penetration. Welding defects are not visible, thus cannot be detected by a visual inspection. No repair is allowed, so the entire support must be replaced.

### *IMPORTANT NOTE*

*Because the fuel tank must be drained to permit the replacement of the fuel tank support, wait until the fuel tank is near empty before performing this safety recall.*

## MATERIAL

Part No.	Description	Qty
032631 or 032904	Support, H3 Series fuel tank Support, X3 Series fuel tank	1
500806	Screw, M12 x 35mm	3
500811	Nut M12	6
500889	Screw, M12 x 120mm	2
500958	Washer, flat	12
506758	Neoprene foam self adhesive tape 1/16" x 1 1/2"	50 feet
5001338	Screw, M12 x 45mm	1

### *NOTE*

*Material can be obtained through regular channels.*

## PROCEDURE

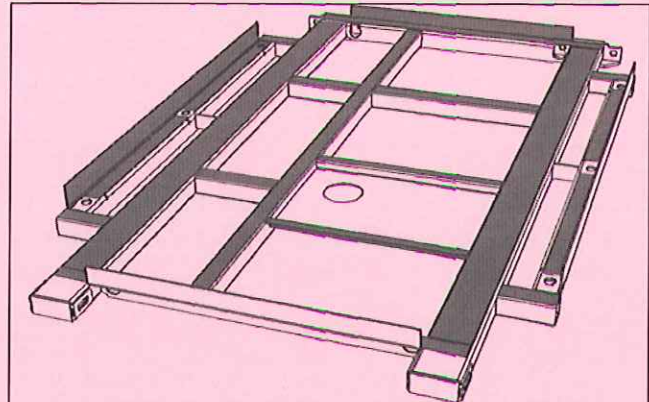


### **DANGER**

Park vehicle safely, apply parking brake, stop engine and set battery master switch(es) to the OFF position prior to working on the vehicle.

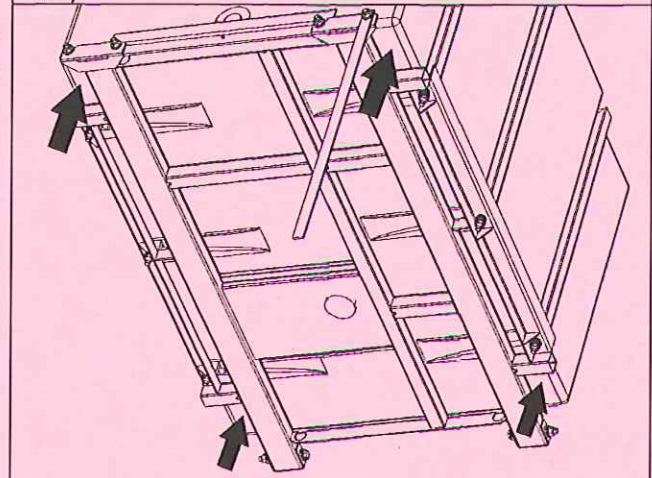
1. Drain the fuel tank into a suitable container (this operation may take hours depending on the quantity of fuel present). To drain the fuel tank, it is recommended to siphon fuel through the connection panel on top of fuel tank or the filler tube. Removing the plug at the bottom of the tank may increase risks of fuel seepage.
2. Clean the upper surface of the new support with a solvent or anti-silicon.

3. Apply self-adhesive neoprene foam (p/n 506758) on the new platform as shown.
4. Lift the vehicle.

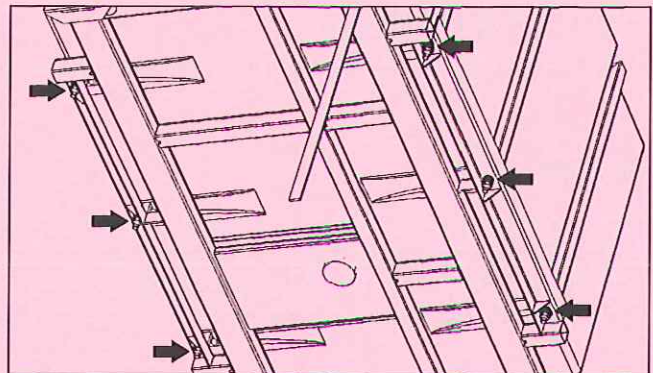


APPLICATION OF SELF-ADHESIVE NEOPRENE FOAM (dark area)

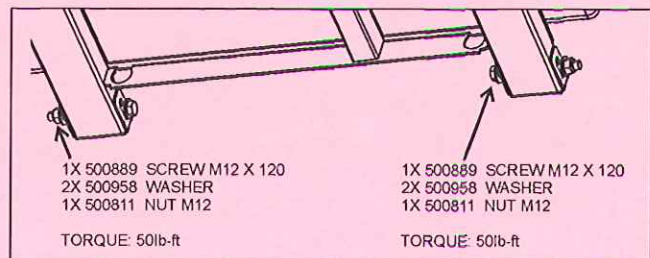
5. Using four jack stands, support the fuel tank at the four corners as indicated on the image.

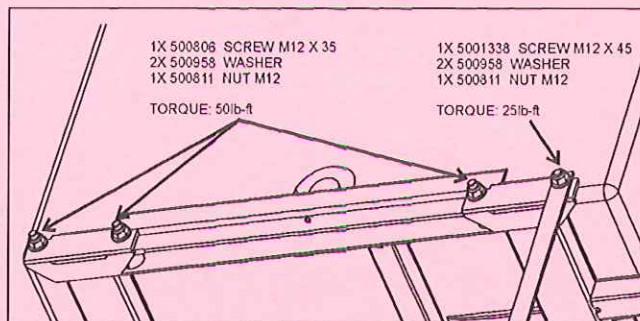


6. Unscrew the 6 tank retainer nuts.

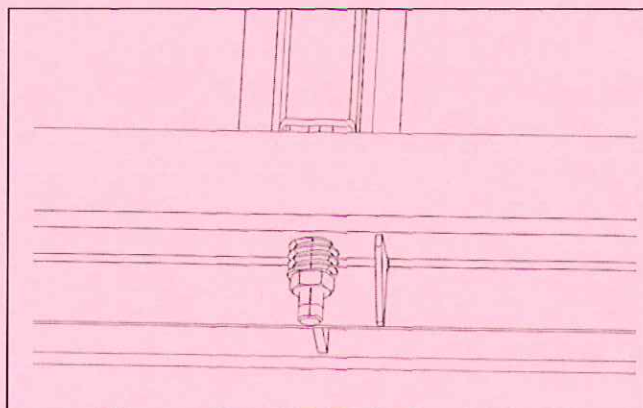


7. Unscrew the bolts (6) holding the fuel tank support to the vehicle chassis.
8. Replace the existing fuel tank support with the new one. Identify the defective support so it will not be reuse.
9. Install the new support with **new** hardware (bolts, washers and nuts).
  - Tighten bolts to 50 lb-ft (5 bolts)
  - Tighten bolts to 25 lb-ft (with static wick)





10. Thoroughly clean retainer studs to prevent mixing blue Loctite with anticorrosion compound. Reinstall fuel tank retainer nuts. Put blue Loctite on the retainer studs. Tighten nuts until springs are fully compressed and then loosen 3 complete turns.
11. Apply Valvoline anticorrosion compound or similar product on the bolts and nuts.



## PARTS DISPOSITION

- Discard waste according to applicable environmental regulations (Municipal/State[Prov.]/ Federal)

## WARRANTY

This modification is covered by Prevest's normal warranty. We will reimburse you the parts and 1 ½ hours (1.5) of labor upon receipt of the replaced part and a completed A.F.A. form on which you must specify as per "Safety Recall 11-10". **You also have to fill the "Safety Recall Certification Sheet" provided with this bulletin and return it with your A.F.A. form to be reimbursed.**

## OTHER

Fail Code	03-05
Defect Code	85
System Condition	R
Causal Part	032631 (H3) 032904 (X3)