



March 16, 2011

COACH & EQUIPMENT MFG CORP
130 HORIZON PARK DR
PENN YAN, NY 14527

**RECALL NOTICE: Coach & Equipment Manufacturing Corp. buses equipped with Carrier Corp. GenV EM-1 Evaporator Units.
NHTSA Recall #11E-003**

Dear Customer:

This notice is sent to you in accordance with the requirements of the National Traffic and Motor Vehicle Safety Act.

REASON FOR THIS RECALL

Coach & Equipment Manufacturing Corp. has decided that a defect which relates to motor vehicle safety exists in certain vehicles it manufactured and equipped with Carrier GenV EM-1 Evaporator Units. Our decision was based on information provided by Carrier that a possible safety defect in those evaporator units equipped with an Allied Motion motor assembly containing a Delphi Pack-ConIII fuse holder shipped after January 1, 2006, for installation in our buses. Coach & Equipment installed these GenV EM-1 Evaporator Units in vehicles that it manufactured from January 2006 through January 2011.

The Problem:

Analysis of the potential safety issue determined that with time, temperature and/or vibration, the fuse may loosen in the fuse holder, resulting in high resistance and arcing. If sufficient arcing occurs, the fuse holder may melt and may be accompanied by flame, smoke and potential fire propagation within the EM-1 Units.

Affected Model Years:

<u>Model</u>	<u>Model Years</u>
Phoenix, Metro-Lite, Pegasus	2006, 2007, 2008, 2009, 2010, 2011 (January)

WHAT WE WILL DO

Coach & Equipment Manufacturing Corp, in cooperation with Carrier, will provide owners of all covered EM-1 units a rework for the potential defect at no charge for parts and labor. Please follow the instructions in the attached Carrier service information bulletin to see whether or not your bus has the

affected unit, and if so, to make the repair. These instructions explain how to get the required kit free of charge from Carrier and how to get reimbursed for the work performed.

If Coach & Equipment Manufacturing Corp. or Carrier fail or are unable to remedy this potential defect without charge and within a reasonable period of time, you may submit a written complaint to the Administrator, National Highway Traffic Safety Administration, 1200 New Jersey Ave., SE, Washington, DC 20590, or call the toll-free Vehicle Safety Hotline at 1-888-327-4236 (TTY: 1-800-424-9153) or go to <http://www.safercar.gov>.

Your safety and satisfaction with the buses and service Coach & Equipment provides to you are important to us and we regret this inconvenience to you. Please call the Carrier Hot Line at 1-800-793-4741, or Coach & Equipment at 315-536-2321, X1212 if you have any questions.

Sincerely,

Michael Hanna
Manager, Customer Service



TAC-SER11-001
01-31-11


Subject: EM1 Gen V Evaporator Units

The EM1 GenV blower motor fuse assembly could fail in an unsafe manner, creating a potential fire hazard. We are advising that any units manufactured between January 1, 2006 and December 2010 must have the evaporator motor in-line fuse assembly upgraded with the retrofit kit 74-62056-00. The only units affected are EM1 GenV evaporator modules, part numbers 77-62512-XX and 77-62112-XX, with serial numbers between KNT90890232 and NNE91230058. Customers with EM1 GenV units prior to the above mentioned serial numbers and dates that have had Carrier replacement motors 54-00621-00 installed, will also require this upgrade.

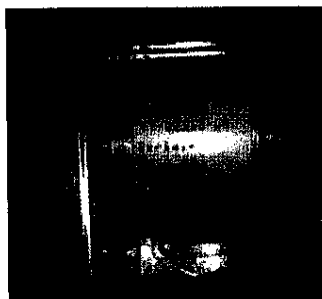
Below are instructions on how to identify and confirm the affected units by the unit identification tag, and visual confirmation of the fuse assembly.

CAUTION: Disconnect the vehicle battery and use proper lockout/tagout procedures for your safety.


- 1) Remove the cover from the evaporator by removing the 8 screws shown below. Properly support the cover while removing the screws.



- 2) Once the cover has been removed, the identification tag containing the unit part number, manufacture date, and serial number can be found on the motor "cradle" mount, as seen in the photo below (on left). Compare the information to the above mentioned manufacture date, and/or serial number. Units employing a fuse holder as appears circled in red below require the upgrade with the new fuse holder.



Serial Number Tag



Old Fuse Holder



New Fuse Holder

- 3) Once it has been identified that the unit requires the fuse assembly upgrade, the serial number of the unit should be recorded for each affected unit.
- 4) Carrier has set up a dedicated Hotline to obtain the Retrofit kit required to perform the upgrade. The serial number of each unit **will be required when kits are ordered**. The kit(s) will be shipped to the address provided at no charge. Materials and instructions to perform work will be provided with the kit.
- 5) The time allowance to perform this re-work is ½ hr. To submit for labor reimbursement, a warranty claim needs to be filed with Carrier. The process and codes to be used are as follows.
 1. In the "Part number" category, enter "PT11-01" (no MPR required).
 2. Under "Job Code" enter "PT11-01 L" (this is for 0.50 hours labor).
 3. Submit claim

Availability of the retrofit kits is expected to be on or about the week of 3/15/2011. After this date, please contact Carrier Recall Hotline at (800) 793-4741 or an authorized Carrier Dealer/Service Center so that your unit can be retrofitted.

Robert Picker

Service/Warranty Manager
Carrier Transicold Division

BD, BU