



Diavel License Plate Holder Fixing System
Models: Diavel MY2011 (all versions)
Recall Bulletin RCL-11-002

Date: Thursday, June 23rd, 2011
To: Dealer Principal, Service Manager, North American Dealer Network
From: Austin Gray, Technical Director; Jonathan LaForte, Technical Manager

Important: All Dealer Principals, Service Managers, and Parts Managers should read and initial this notice.

Dear Service Manager,

This notice is sent to you in accordance with the requirements of the National Traffic and Motor Vehicle Safety Act.


NHTSA Campaign I.D. Number: 11V-###
Transport Canada Safety Recall I.D. Number: 2011-###

Description of the technical problem:

- On the motorcycles indicated above, the chain guard was produced with brass inserts that could deform over time resulting in the possible loosening of number plate holder retaining screws on the rear swing-arm.

Description of the technical problem solution:

- On affected bikes, install the new chain guard with steel insert, Part No 44610242A, and tighten the number plate holder retaining screws to the new torque of 40Nm±10%.





Diavel License Plate Holder Fixing System
Models: Diavel MY2011 (all versions)
Recall Bulletin RCL-11-002

Criteria for application of the technical solution on circulating motorcycles:

- This solution has been implemented in the production line starting from the frame numbers shown below:

MODEL	FRAME NO.
Diavel MY2011	ZDM13BLW0BB005296

Affected VIN range requiring application of the technical solution:

INVOLVED BIKES – Diavel		
COUNTRY VERSION	From frame no.	To frame no.
CAL	ZDM13BLW5AB000027	ZDM13BLW6BB005262
CDN	ZDM13BLW2BB000696	ZDM13BLW6BB005155

Criteria for application of the technical solution on circulating motorcycles:

- For the designated frame numbers in the attached VIN list the motorcycles must be updated.

Customer notification:

- Ducati North America, Inc. will notify all known owners of affected vehicles directly by First Class mail. A sample copy of the owner notification letter is enclosed for your information.

Vehicle allocation:

- Prior to owner notification, we will furnish you a list of affected vehicles (See attached Affected VIN List)

Limitation on sale or lease of certain vehicles:

- Section 154(d) of National traffic and Motor Vehicle Safety Act of 1996 mandates that dealers correct, prior to sale or lease, any vehicle which contains a defect relating to motor vehicle safety. It is therefore mandatory that any vehicle in your inventory affected by this recall be corrected prior to sale or lease.

Auto-ship replacement part:

- No auto-shipment is required.




Diavel License Plate Holder Fixing System
Models: Diavel MY2011 (all versions)
Recall Bulletin RCL-11-002

Repair instructions:


Please proceed as follows on all affected motorcycles:

1. Remove the number plate light cable (2) retaining tie (3) from the chain guard (1);



2. Remove the number plate holder (5) retaining screws (4).

Then, remove the chain guard (1) from the swing-arm.



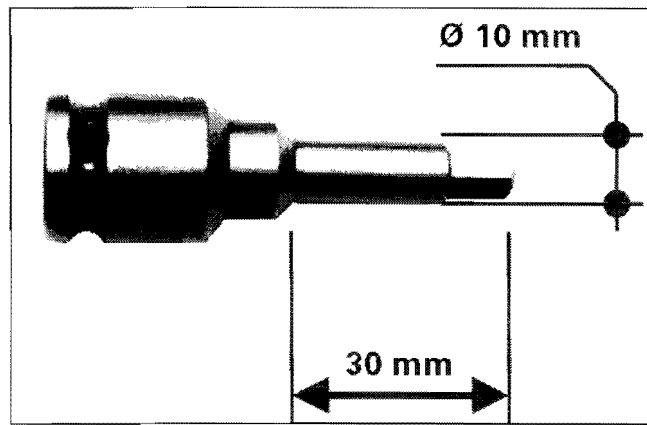


Diavel License Plate Holder Fixing System
Models: Diavel MY2011 (all versions)
Recall Bulletin RCL-11-002

NOTE


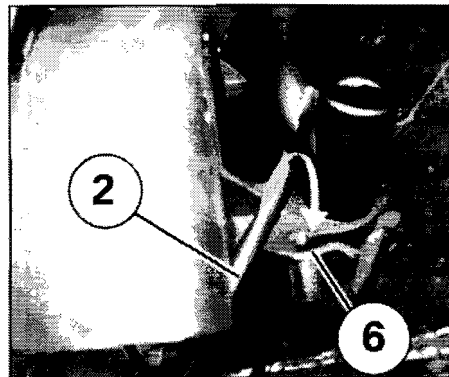


To loosen the retaining screws (4) from the rear swing-arm number plate holder we recommend using a 6 mm Allen socket with maximum stem diameter of 10 mm and stem length of approximately 30 mm (available at any tool supplier). Utilizing such a tool, it is not necessary to remove the rear wheel.



3. Place the new chain guard Part No. 44610242A on the number plate holder paying attention not to press the number plate light cable (2) between the number plate holder (5) and the chain guard (1).

Place the number plate light cable (2) in its seat (6) on the chain guard.






Diavel License Plate Holder Fixing System
Models: Diavel MY2011 (all versions)
Recall Bulletin RCL-11-002

4. Place the number plate holder (5) on the rear swing-arm and start the number plate holder (5) retaining screws (4) with pre-applied thread locker.



NOTE

Reuse the previously removed screws (4) after clearing the old thread locker from their threads. Then, apply **LOCTITE 243**.



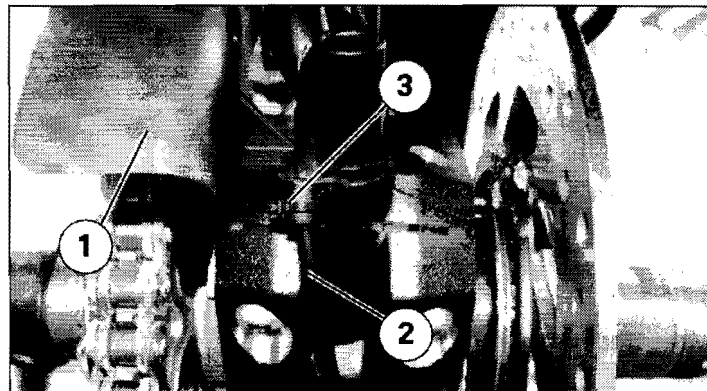
5. Tighten the screws (4) to a torque of 40 Nm \pm 10% in a 1-2-1-2 sequence.



NOTE

For proper tightening of the screws, set them to an initial torque of 25 Nm and only then tighten the screws to a final torque of **40 Nm \pm 10%** using a **1-2-1-2 sequence**.

6. Fit a new number plate light cable (2) retaining tie (3) on the chain guard (1).





Diavel License Plate Holder Fixing System
Models: Diavel MY2011 (all versions)
Recall Bulletin RCL-11-002

Spare parts:

- Spare parts part numbers are:

Description	Part No.
CHAIN GUARD	44610242A

Special tools:

No special tools are required.

Time allowance and reimbursement procedure:

A warranty claim must be submitted in ARCO using the following codes:

Sub-group	2
Fault no.	080
Safety	A
Campaign	<i>TBD</i>
Product line	23
Subject	2
Labor Operation (24 mins)	009

Mark the chain guard (Part No. 44610242A) as the part that generated the fault.

Please note that it is necessary to enter each repair under warranty as an individual warranty claim, using the specified fault and labor codes. This process ensures that this recall campaign has been actually completed and will be correctly reported to government agencies.

Campaign authorization:

Ducati North America, Inc. will mail a notification letter to all known owners. If a customer does not present this notification letter, it is important that you confirm the eligibility for recall status on the ORACLE portal (Dealer Bikes -> Recall Campaign), before you commence work. Reimbursement requests for duplicate recall campaign repairs will not be accepted.

Dealer obligation:

This program is designed to complete the necessary repairs and to achieve owner satisfaction. Therefore, we ask you to take prompt and courteous action in accordance with these directives. Please provide a copy of this communication to every person in your dealership who has recall-related responsibilities.

Thank you for your cooperation.
Ducati North America, Inc.
Service Department