	GROUP Safety Recall Campaign	MODEL Spectra (LD) 2004~2007MY
	NUMBER SC 090	DATE June 2011
VOLUNTARY SAFETY RECALL CAMPAIGN		
SUBJECT: SPECTRA (LD) FUEL TANK STRAP REPLACEMENT (SC090)		

This bulletin provides information related to a safety recall campaign for the replacement of the fuel tank straps due to possible corrosion, in 2004-2007 Kia Spectra (LD) vehicles produced from 11/7/2003 through 03/06/2007, that are currently registered in the states where heavy amounts of road salt are used. This condition is typically related to a lack of regular cleaning of the vehicle underbody as outlined in the "Underbody Maintenance" section of the vehicle's owner's manual.

Owners of 2004-2007 Kia Spectra (LD) vehicles currently registered in the 21 states which are known to use heavy amounts of road salt are being notified to schedule an appointment with the nearest Kia dealer. The 21 states are: CT, DC, DE, IA, IL, IN, MA, MD, ME, MI, MN, MO, NH, NJ, NY, OH, PA, RI, VT, WI, WV. This TSB sets out the procedures to be followed for the replacement of the fuel tank straps with an improved version. The dealer is also to provide instruction to the customer on the proper maintenance of the underbody of the vehicle when exposed to road salt conditions, consistent with the information contained in the "Underbody Maintenance" section in the vehicle's owner's manual.

*NOTICE

There is no charge to the vehicle owner for this repair. Under applicable law, you may not sell or otherwise deliver any affected Spectra (LD) until it has been repaired pursuant to the procedures set forth in this bulletin.

*NOTICE

To improve customer satisfaction, always remember to refer to WebDCS Warranty Coverage (validation) Inquiry Screen (Service> Warranty Coverage> Warranty Coverage Inquiry) for a list of any additional campaigns or service actions that may need to be performed on the vehicle before returning it to the customer.

File Under: <Voluntary Safety Recall Campaign>

Circulate To: ☒ General Manager ☒ Service Manager ☒ Parts Manager
☒ Service Advisor(s) ☒ Technician(s) ☒ Body Shop Manager ☐ Fleet Repair

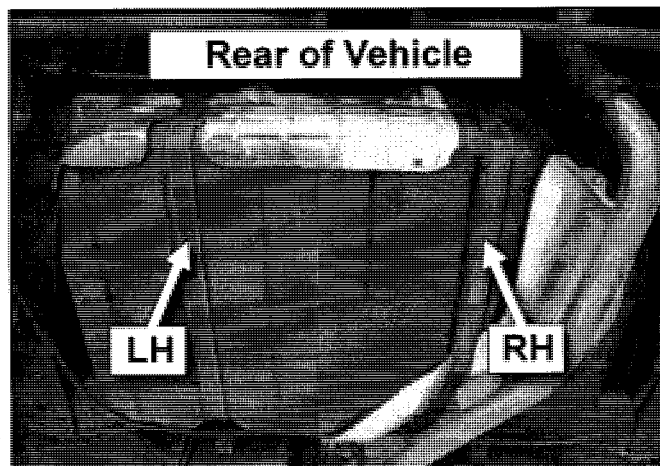
SUBJECT:

**SC090 - SPECTRA (LD) FUEL TANK STRAP REPLACEMENT
VOLUNTARY SAFETY RECALL CAMPAIGN**

Service Procedure:

1. Lift the vehicle off the ground to gain access to the fuel tank straps.

Procedure steps are similar for both 4-Door (shown) and 5-Door models.




2. Support the fuel tank with appropriate jack or lifting device without obstructing the fuel tank straps.




CAUTION

Only replace fuel tank straps one at a time. Do NOT replace both straps at the same time.

Be careful not to damage the fuel tank when using the jack or a similar device.

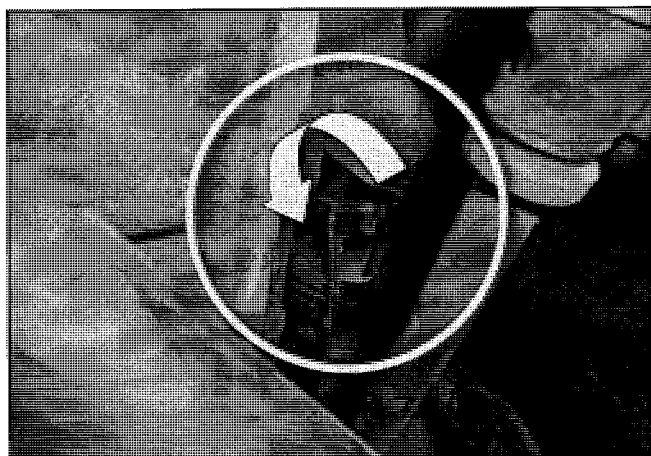


3. Remove the left-hand side fuel tank strap 14 mm hex mounting nut (4-Door) / bolt (5-Door), and then remove the left-hand side fuel tank strap.



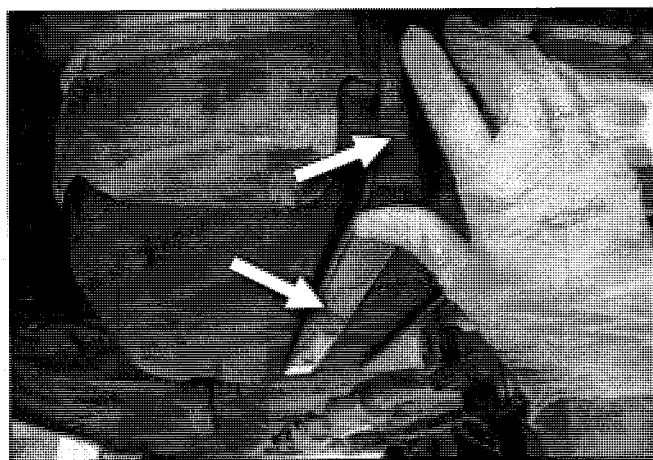
**SUBJECT: SC090 - SPECTRA (LD) FUEL TANK STRAP REPLACEMENT
VOLUNTARY SAFETY RECALL CAMPAIGN**

4. Angle the fuel tank strap to aid in the removal process as indicated in the photo.

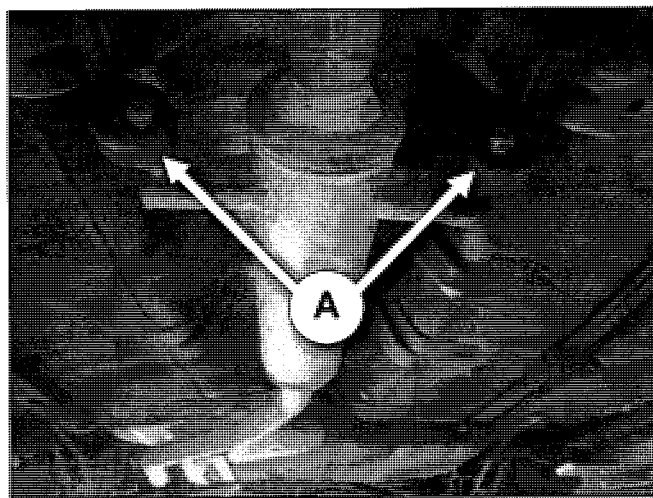


5. Install new left-hand side fuel tank strap. Ensure that the strap is properly positioned against the fuel tank.

Fuel tank strap mounting nut/bolt tightening torque: 28.9~39.8 lb.ft (39.2~54.0 Nm)



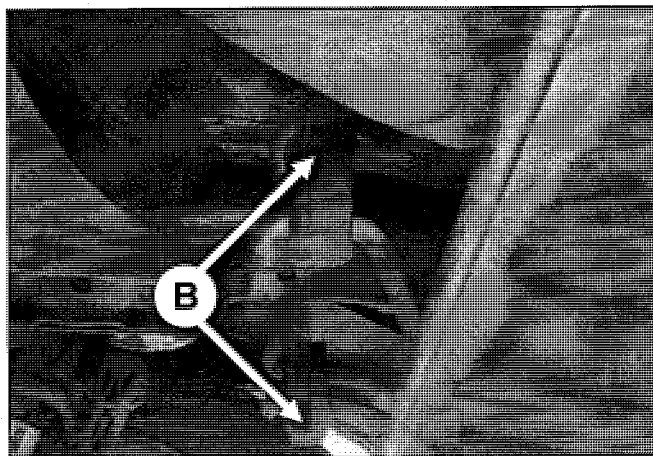
6. Remove all five (5) exhaust hangers starting with the front first (A), then the rear (C) and center (B) hangers.



SUBJECT:

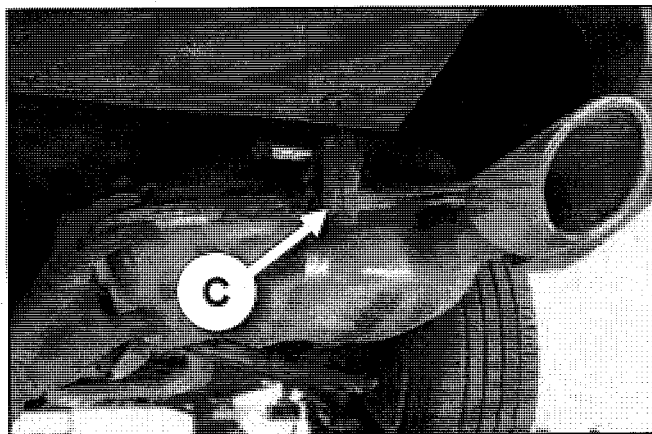
SC090 - SPECTRA (LD) FUEL TANK STRAP REPLACEMENT
VOLUNTARY SAFETY RECALL CAMPAIGN

Center exhaust hangers (B).



7. After the exhaust hangers have been removed, carefully push the exhaust pipe aside to avoid interference with right-hand side fuel tank strap.


Rear exhaust hanger (C).



8. Remove the right-hand side fuel tank strap (reference step 3), and then install new strap.

Fuel tank strap mounting nut/bolt tightening torque: 28.9~39.8 lb.ft (39.2~54.0 Nm)

Reinstall exhaust hangers in reverse order of removal.





SUBJECT: SC090 - SPECTRA (LD) FUEL TANK STRAP REPLACEMENT
VOLUNTARY SAFETY RECALL CAMPAIGN

AFFECTED PRODUCTION RANGE:

MODELS	PRODUCTION DATE RANGE
Spectra (LD)	November 7, 2003 through March 06, 2007

REQUIRED PARTS

Specifications	Part Name	Part Number	
4-Door	Strap Assy. Kit	31210 2F500QQK	
5-Door	Strap Assy. Kit	31210 2F600QQk	

The fuel tank straps between the 4-Door and 5-Door are not interchangeable. When replacing the fuel tank straps, always refer to the parts list above.

WARRANTY CLAIM INFORMATION:

Claim Type	Causal P/N	Qty.	N Code	C Code	Repair Description	Labor Op Code	Time	Replacement P/N	Qty
R	31210 2F500	0	N59	C11	(SC090) Fuel Tank Strap Replacement (4-Door)	111028R0	0.4 M/H	31210 2F500QQK	1
R	31210 2F600	0	N59	C11	(SC090) Fuel Tank Strap Replacement (5-Door)	111028R1	0.4 M/H	31210 2F600QQK	1

*NOTICE

To assure complete customer satisfaction, always remember to refer to WebDCS Warranty Coverage (validation) Inquiry Screen (Service>Warranty Coverage>Warranty Coverage Inquiry) for a list of any additional campaigns that may need to be performed on the vehicle before returning it to the customer.