


## RECALL #10V-393 & 10V-394

**MODEL:** MINOTOUR (FORD)  
**SUBJECT:** POWER CABLE ROUTING  
**PAGE:** 1 OF 3

### **IMPORTANT: READ ENTIRE PROCEDURE BEFORE BEGINNING**

1. Chock the tires and be sure the ignition key is in the "Off" position.
2. Locate the Body Main Power Cable under the right side (curb side) front fender. It routes from the wheel well, to the engine compartment. The cable may be loomed, and could have a heat insulation wrap; Figure 1

**Body Main Power Cable**



**Figure 1**

3. Inspect the Body Main Power Cable for chafing of the rubber cable insulation around an exposed edge of the inner fender panel. If no chafing is found, continue with this repair. If the Body Main Power cable shows signs of damage from this exposed fender edge, stop this repair and take a picture of the damaged cable. Request a Power Cable Replacement and Rerouting Kit, #TBB 170283 accompanied with your picture. Figure 2

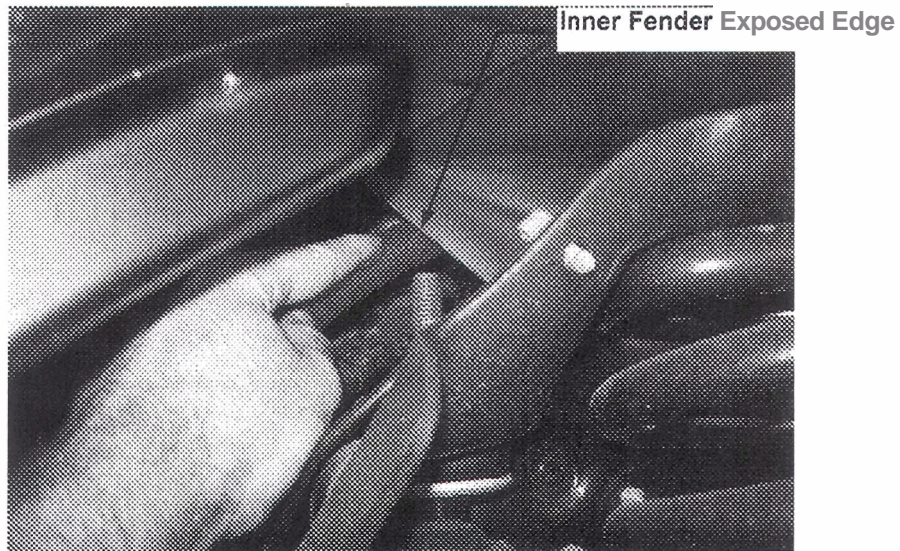


Figure 2

4. Install the Flange Clip on the exposed inner fender edge with the mounting tine pointing inboard. It should be located approximately  $\frac{3}{4}$  of an inch from the upper corner of the exposed edge. Figure 3




Figure 3

5. Install the nylon clamp around the Main Body Power Cable. Orient the clamp so that the mounting barb is pointing up, and the flanges are turned out.

6. Insert the clamp barb into the flange clip mounting hole from the bottom. Then fully insert the locking pin through the clamp flanges and barb. Figure 4




Figure 4

7. Verify that the Main Body Power Cable is now held away from the exposed inner fender edge.
8. Remove tire chocks.

**MATERIALS REQUIRED: TBB 170233 - KIT. FORD MINOTOUR POWER CABLE ROUTING 10V-393 & 10V-394**

| <b><u>PART NUMBER</u></b> | <b><u>QTY.</u></b> | <b><u>DESCRIPTION</u></b>                     |
|---------------------------|--------------------|---|
| TBB 169981                | 1                  | 2H4 FLANGE BRACKET, BARGED-TYPE               |
| TBB 61480925              | 1                  | NYLON CABLE CLAMP, HEAVY DUTY, PUSH BARB MTG. |