

SERVICE PROCEDURE

**G-10514
DECEMBER 2010**

**SUBJECT: SAFETY RECALL
WINDSHIELD WIPER LINKAGE AND MOTOR on
certain ProStar and LoneStar models built 1/2/07
thru 5/17/10.**

DEFECT DESCRIPTION

The passenger side windshield wiper linkage may separate from the wiper motor drive arm possibly resulting in decreased driver visibility. Decreased driver visibility may increase the risk of a crash possibly resulting in property damage, personal injury, or death.

MODELS INVOLVED

This Safety Recall involves certain ProStar and LoneStar models built 1/2/07 thru 5/17/10.

PARTS INFORMATION

Part Number	Part Description	Quantity
3554255C98	Windshield Wiper Assembly (Linkage and Motor)	1


SERVICE PROCEDURE

WARNING! PARK VEHICLE ON HARD FLAT SURFACE, TURN THE ENGINE OFF, SET THE PARKING BRAKE AND BLOCK THE WHEELS TO PREVENT THE VEHICLE FROM MOVING IN BOTH DIRECTIONS. FAILURE TO DO SO MAY RESULT IN PROPERTY DAMAGE, PERSONAL INJURY AND/OR DEATH.

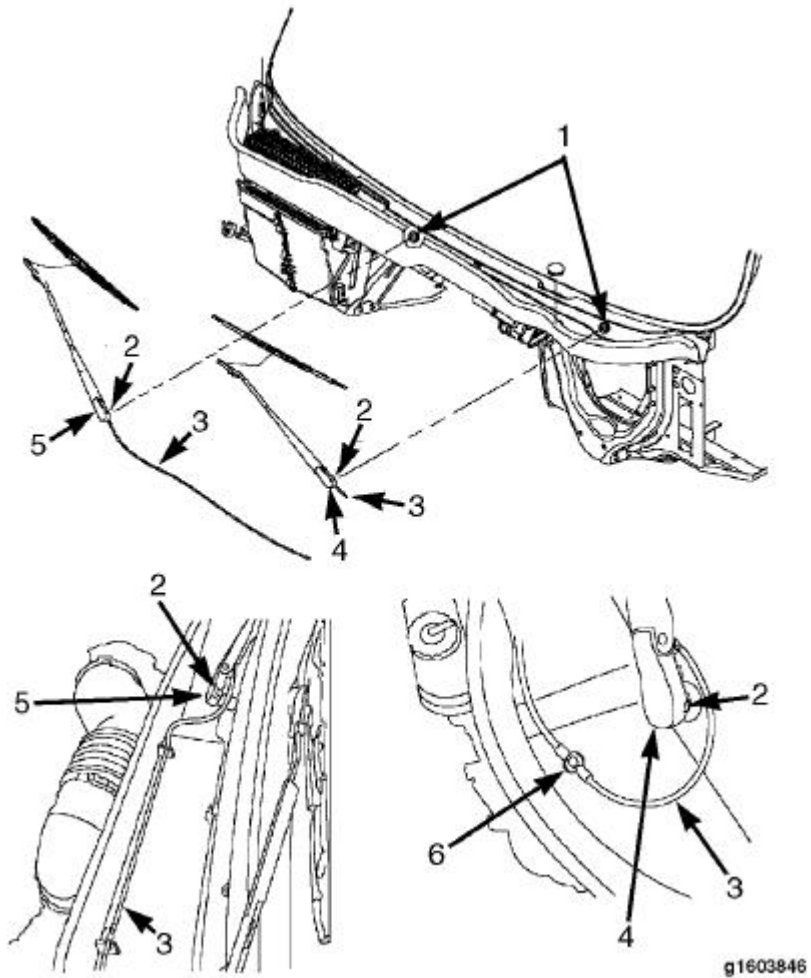
WARNING! ALWAYS WEAR SAFE EYE PROTECTION WHEN PERFORMING VEHICLE MAINTENANCE. FAILURE TO DO SO MAY RESULT IN SERIOUS EYE INJURY.

WARNING! ALLOW COMPONENTS IN ENGINE COMPARTMENT TO COOL BEFORE SERVICING ENGINE OR VEHICLE. FAILURE TO DO SO MAY RESULT IN PROPERTY DAMAGE, PERSONAL INJURY AND/OR DEATH.

1. Unlatch and open the engine compartment hood.
2. Remove both windshield wiper arm/blade assemblies.
3. Remove cab cowl tray.
4. Remove and discard the windshield wiper drive motor/linkage assembly.
5. Install windshield wiper linkage/motor assembly. Tighten the nuts to 16 Lbf-ft (22 N•m); DO NOT exceed 18 Lbf-ft (24 N•m). Connect electrical connector to windshield wiper motor. Secure wiring harness and connector with wire tie as needed.
6. Cycle the engine ignition key on and off to ensure that the wiper motor is parked.
7. Install the cab cowl tray. Tighten fasteners to 16 Lbf-ft (22 N•m), DO NOT exceed 18 Lbf-ft (24 N•m).
8. Install both windshield wiper arm/blade assemblies.
9. Close and latch engine compartment hood.

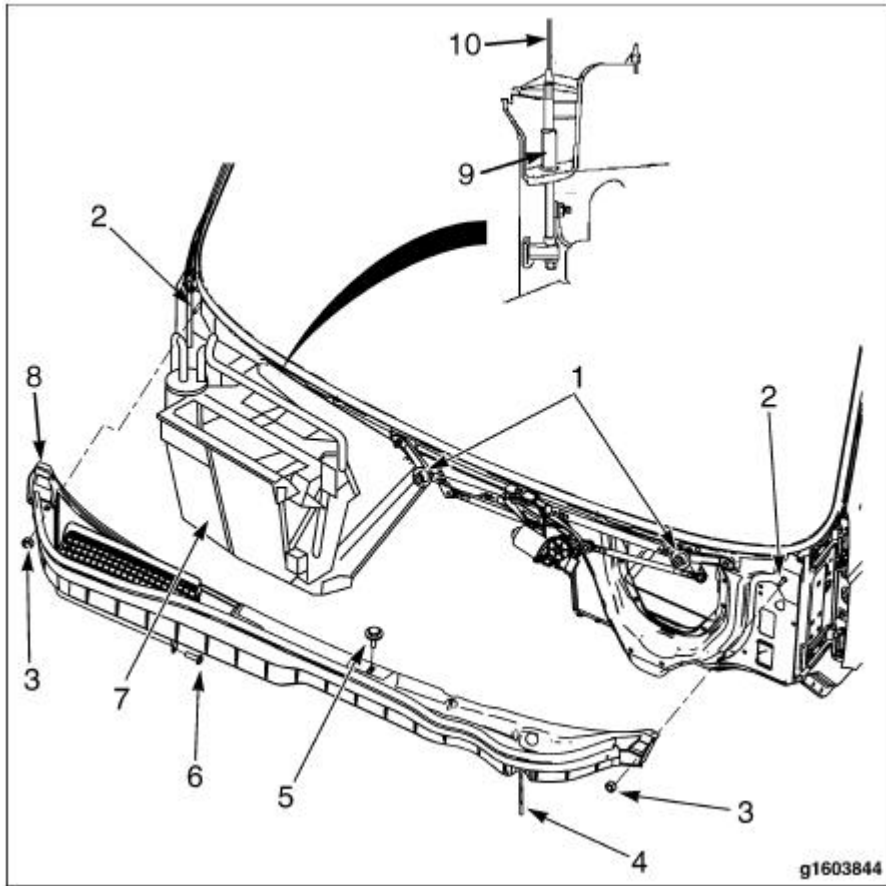


2, 8

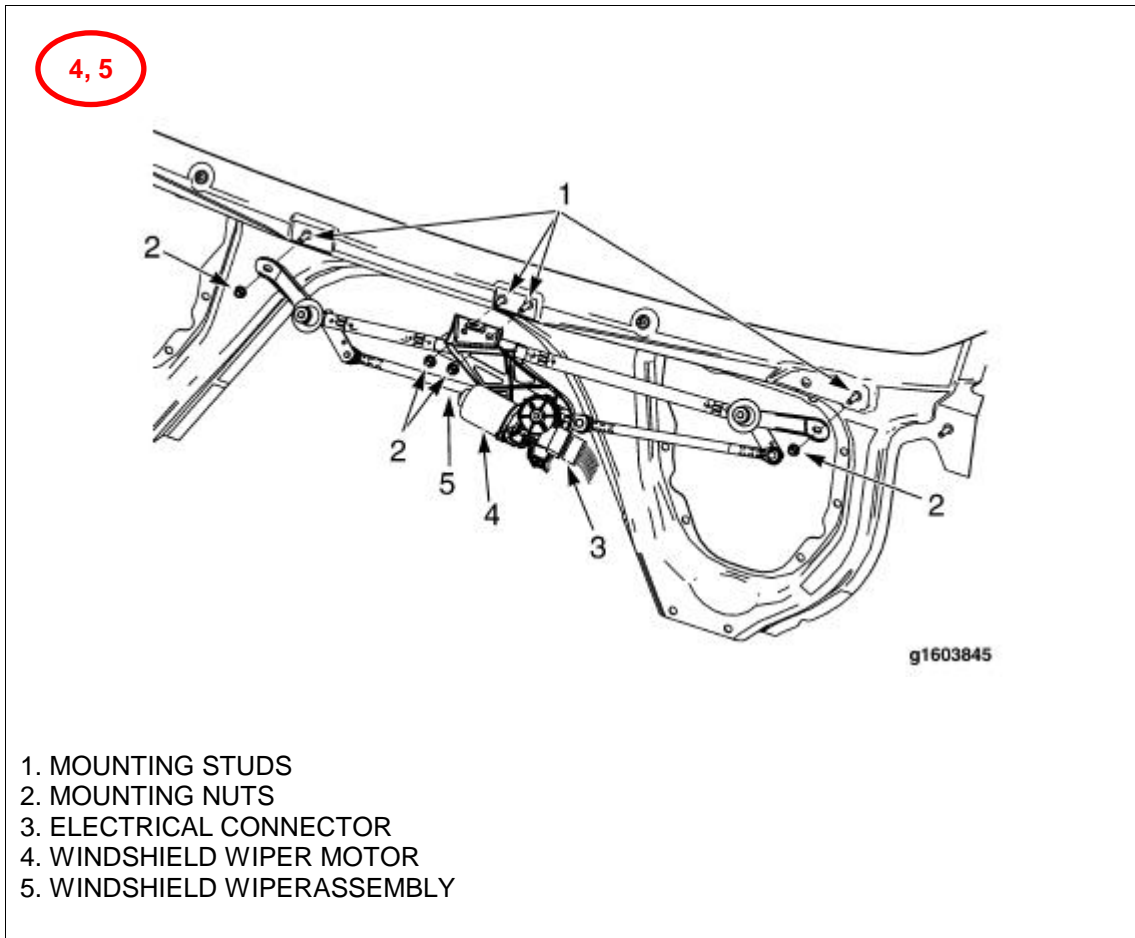


- 1. WIPER PIVOT POST
- 2. LOCK LEVER
- 3. WASHER HOSE
- 4. DRIVER SIDE WIPER ARM AND BLADE ASSEMBLY
- 5. PASSENGER SIDE WIPER ARM AND BLADE ASSEMBLY
- 6. T-FITTING

3, 7



1. WIPER PIVOT POST
2. MOUNTING STUDS
3. MOUNTING NUT
4. WASHER HOSE
5. CENTER MOUNTING BRACKET BOLT
6. SCREW
7. EVAPORATOR BOX
8. COWL TRAY
9. RUBBER SEAL
10. ANTENNA



END OF SERVICE PROCEDURE

LABOR INFORMATION

Operation Number	Description	Time
A40-10514-1	ProStar - R&R Wiper Assembly	0.7
A40-10514-2	LoneStar - R&R Wiper Assembly	1.3

CAMPAIGN IDENTIFICATION LABEL

Each vehicle corrected in accordance with this campaign must be marked with a CTS-1075 Campaign Identification Label.

Complete the label and attach on a clean surface next to the vehicle identification number (VIN) plate.

DO NOT REMOVE
INTERNATIONAL
Campaign No. _____
VIN _____
Eng.# _____
COMPLETED
Service Location Code # _____
DO NOT REMOVE

ADMINISTRATIVE/DEALER RESPONSIBILITIES

WARRANTY CLAIMS

Refer to Dealer Warranty Manual for procedures to conduct Recall Campaigns.

It is important that the Recall Coding be completed properly to assist in processing the warranty claim. Complete instructions will be found in the Warranty Manual, Section 7-1. Special attention should be given to Items 39 through 44:

	GROUP	NOUN	C	WARR.	TP	PAD
GROUP Enter number G—						
NOUN Leave blank						
C (CAUSE) Enter either 1, 2, 3. (see below)						
1. Inspected (No repair required).						
2. Inspected and repaired.						
3. Defective part from parts stock.						
WARRANTY (Warranty Code) Enter 40.						
TYPE PART Enter P for type part causing failure.						
PAD Enter 100						

UNITED STATES AND POSSESSIONS

The National Traffic and Motor Vehicle Safety Act, as amended, provides that each vehicle that is subject to a vehicle recall campaign must be adequately repaired within a reasonable time after the owner has tendered it for repair. A failure to adequately repair within 60 days after a tender of a vehicle is prima facie evidence of failure to repair within a reasonable time. If the condition is not adequately repaired within 60 days, the owner may be entitled to replacement

with an identical or reasonable equivalent vehicle at no charge, or to a refund of the purchase price less a reasonable allowance for depreciation.

Dealers must correct all vehicles subject to this campaign at no charge to the owner, regardless of mileage, age of vehicle, or ownership, from this time forward.

Dealers should proceed immediately to make necessary correction to units in inventory. All inventory vehicles subject to this recall campaign must be corrected prior to sale, transfer or delivery. If vehicles have been sold or transferred and you are in receipt of Customer Notification Letters and Authorization for Recall Service cards for those vehicles, the transfer location or customer must be notified immediately from your dealer location.

Dealers must make every effort to promptly schedule an appointment with each owner to repair his or her vehicle as soon as possible. However, consistent with the customer notification, dealers are expected to complete the repairs on the mutually agreed upon service date.

Dealers involved in the recall process will be furnished a listing of owner names and addresses to enable them to follow up with owners and have the vehicles corrected. Use of this listing must be limited to this campaign because the list may contain information obtained from state motor vehicle registration records and the use of such motor vehicle registration data for purposes other than this campaign is a violation of law in several states.

CANADA

Dealers must correct all vehicles subject to this campaign at no charge to the owner, regardless of mileage, age of vehicle, or ownership, from this time forward.

Dealers should proceed immediately to make necessary correction to units in inventory. All inventory vehicles subject to this recall campaign must be corrected prior to sale, transfer or delivery. If vehicles have been sold or transferred and you are in receipt of Customer Notification Letters and Authorization for Recall Service cards for those vehicles, the transfer location or customer must be notified immediately from your dealer location.

Dealers must make every effort to promptly schedule an appointment with each owner to repair his or her vehicle as soon as possible. However, consistent with the customer notification, dealers are expected to complete the repairs on the mutually agreed upon service date.

Dealers involved in the recall process will be furnished a listing of owner names and addresses to enable them to follow up with owners and have the vehicles corrected. Use of this listing must be limited to this campaign because the list

may contain information obtained from state motor vehicle registration records and the use of such motor vehicle registration data for purposes other than this campaign is a violation of law in several states.

EXPORT

Export Distributors should proceed immediately to make necessary correction to units in inventory. All inventory vehicles subject to this recall campaign must be corrected prior to sale, transfer or delivery. If vehicles have been sold or transferred and you are in receipt of Customer Notification Letters and Authorization for Recall Service cards for those vehicles, the transfer location or customer must be notified immediately from your distributor location.

Export Distributors are to submit warranty claims in the usual manner making reference to this recall number.

Export Distributors are expected to provide full cooperation and follow-up with respect to this important subject matter. If you have any questions or need further assistance, please contact the Regional Service Manager at your regional office.

NAVISTAR, INC