



NHTSA SAFETY RECALL

EHC CONTACT IMPROVEMENT - Recall #10X-XXX

IDENTIFICATION: Applies to all 2004 Motorcycles for which Service Bulletin SB1078 has not been performed, or EHC Adapter Board Kit 173-000037-00 has not been installed.

ACTION: Replace EHC seals with an application of a dielectric grease. Dielectric grease can be purchased through AWS, using part number 270-000009-00.

PROCEDURE:

NOTE: It is not necessary to perform this recall procedure if Service Bulletin SB1078 has already been performed, or if EHC Adaptor Board Kit 173-000037-00 has been installed on the motorcycle (dielectric grease already included in connectors) (see Figure 1).

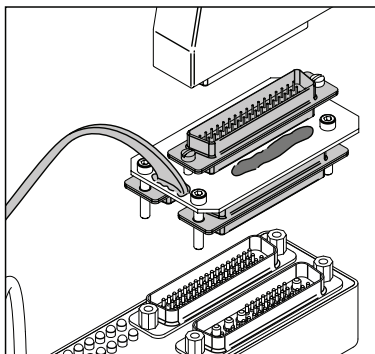


Figure 1

1. Disconnect the black, negative (-) battery cable.
2. Disconnect the harness connector from the EHC.
3. Remove the rubber gasket from the harness connector port (see Figure 2) and discard.

CAUTION: REMOVE RUBBER GASKET FROM HARNESS CONNECTOR PORT BY LIFTING VERTICALLY FROM PORT TO PREVENT DAMAGE TO CONTACT PINS (FIGURE 2). **DO NOT** REMOVE RUBBER SEAL BY PULLING THE SEAL BACK ON ITSELF (FIGURE 3).




Figure 2 - Peel rubber gasket from EHC carefully, lifting gasket vertically.




Figure 3 - **DO NOT** "peel" rubber seal back on itself.

4. Inject dielectric grease into the harness connector port (see Figure 4). Fill to top of pins. Smooth dielectric to remove air gaps.




Figure 4 - Fill this area to top of pins with dielectric grease. Fill area completely to remove air gaps.

5. Install the harness connector onto the EHC, and secure it by wrapping a plastic zip-tie around the EHC.
6. Connect the black, negative (-) battery cable.