

July 6, 2010

Mr. Daniel Smith
Associate Administrator for Enforcement
National Highway Traffic Safety Administration
1200 New Jersey Avenue, SE
Washington, D.C. 20590

Re: Recall No. 10V-303 Supplemental Information


Dear Mr. Smith:

Kawasaki Motors Corp., U.S.A. ("KMC") hereby provides additional information needed to fully comply with the reporting requirements of 49CFR 573.5 (c). This correspondence supplements the previous Defect Report dated June 28, 2010.

- 9) A representative copy of all notices, bulletins and other communications that relate directly to the defect or noncompliance: Copies of the first issued service bulletin and customer letter are attached. The service bulletin was released to dealers on EDD on July 1, 2010, mailed to dealers on July 6, 2010, and the customer letter began mailing on July 2, 2010 .

Please contact the undersigned if there are any questions regarding information in this submission, or if additional information is required.

Sincerely,
KAWASAKI MOTORS CORP., U.S.A.


Roger F. Hagie
Director Public and Government Affairs

Enclosure

Z1000 LEFT FRONT BRAKE HOSE INSPECTION WARNING AND RECALL NOTICE

Dear Kawasaki Motorcycle Owner:

This notice has been sent to you in accordance with requirements of the National Traffic and Motor Vehicle Safety Act.

The reason for this notice:

Kawasaki Motors Corp., U.S.A. has decided that a defect which relates to motor vehicle safety exists in 2010 Z1000 (ZR1000DAF/L) models. On eligible units, under severe riding conditions the left front brake hose may contact the front brake rotor during extremely heavy application of the front brake. This can cause brake fluid to leak creating the potential for a crash resulting in injury or death. Our records indicate that you have purchased one of these units.

What Kawasaki and your dealer will do:

Your Kawasaki dealer will correct this problem for you at no charge. The correction will consist of inspecting the front brake hose and replacing it if required. Additionally, the front brake hose will be positioned to prevent contact with the brake rotor. The actual repair will take up to 1 hour but may take longer due to scheduling at the dealership and the time needed to obtain required parts.

What you must do to ensure your safety:

Repair parts will be available at your Kawasaki dealer after July 9, 2010. Please call your authorized Kawasaki motorcycle dealer to schedule an appointment and take this letter with you at the time of your appointment.

DO NOT RIDE YOUR MOTORCYCLE UNTIL THE REPAIR HAS BEEN COMPLETED. If you must operate your 2010 Z1000 motorcycle prior to repair, review the inspection procedure enclosed with this letter.

If you need help:

If you have questions or concerns that your dealer is not able to resolve, please Contact Kawasaki's Consumer Services Department at (866) 802-9381 (toll-free) between 8:00 a.m. and 5:00 p.m. PT Monday through Friday. Please have your Vehicle Identification Number ready when calling.

If your dealer fails or is unable to remedy this defect without charge within a reasonable amount of time (60 days after your first attempt to obtain remedy), you may submit a written complaint to the Administrator, National Highway Traffic Safety Administration, 1200 New Jersey Ave. S.E., Washington, D.C. 20590, or call the toll-free Vehicle Safety Hotline at 1(888) 327-4236 (TTY: 1-800-424-9153); or go to www.safercar.gov.

If you received this notice in error:

Our records indicate you are the current owner of the 2010 Z1000 described in this letter. If you no longer have the vehicle described in this letter, please help us to update our records at www.Kawasaki.com by clicking on the "OWNER INFO" link or by calling Kawasaki toll free at (866) 802-9381. Federal regulation requires that any vehicle lessor receiving this recall notice must forward a copy of this notice to the lessee within ten days.

Reimbursement:

If you have experienced the failure described above prior to receiving this letter and have paid to have it corrected, you may be eligible for full or partial reimbursement for your documented cost of repair(s). To apply for reimbursement, please send copies of current owner and VIN information along with copies of repair orders and payment confirmation to the following address:

Kawasaki Motors Corp., U.S.A.
ATTN. Consumer Services Department
P.O. Box 25252
Santa Ana, California 92799-5252

Please note the following conditions for reimbursement:

- Only repairs specifically related to this recall are eligible for reimbursement. Other expenses such as towing, rental, and accommodations will not be refunded.
- Claims may be excluded if proper documentation is not included. Current owner and VIN information along with copies of repair orders and payment confirmation must be provided.

We are sorry for any inconvenience this may cause, but we have taken this action in the interest of your safety and your continued satisfaction with your Kawasaki motorcycle.

Sincerely,

Kawasaki Motors Corp., U.S.A.

**LEFT FRONT BRAKE HOSE VISUAL INSPECTION PROCEDURE
2010 Z1000**

KAWASAKI STRONGLY RECOMMENDS THAT YOU DO NOT RIDE YOUR MOTORCYCLE UNTIL THE REPAIR HAS BEEN COMPLETED.


If you must operate your 2010 Z1000 motorcycle prior to repair:

- Perform the brake hose inspection outlined below prior to each ride.
- Operate your motorcycle at a moderate speed.
- Apply the front brake smoothly to avoid bottoming the front suspension.
- If you feel the front suspension bottom out, perform the visual inspection as soon as possible in a safe location away from traffic.
- If you need to apply the brakes heavily or suddenly, perform the visual inspection as soon as possible in a safe location away from traffic.
- If damage is found to the brake hose, call an authorized Kawasaki motorcycle dealer and **DO NOT RIDE YOUR MOTORCYCLE.**


**Left Front Brake Hose Visual Inspection
Procedure:**

Perform the following visual inspection prior to every ride.

1. Park your motorcycle on a flat surface.
2. Turn handlebar to full right.
3. Inspect the back of the left front brake hose between the caliper and the fender for damage as shown in the photos below.



Inspect Left Front Brake Hose



- Damage can vary between a slight wearing of the brake hose to a severed and leaking brake hose. If any damage is found to the left front brake hose, **DO NOT RIDE YOUR MOTORCYCLE.** Contact an authorized Kawasaki motorcycle dealer.
- If no damage is found during the inspection, you can continue riding your motorcycle as long as you perform the aforementioned inspection **PRIOR TO EACH RIDE.**
- You must bring your motorcycle in to be repaired in accordance with repair campaign MC10-03 completed regardless of the daily inspection results.
- When riding your motorcycle prior to the completion of the repair outlined in repair campaign MC10-03, avoid heavy braking in an effort to minimize the possibility of the left front brake hose from contacting the brake rotor.