



Volvo Car Corporation
TIE - Technical Information Exchange

TIE - Technical Journal

Title Recall 235: Front Power Seat Stop Lugs Inspect / Replace if Necessary

Ref No US24015.1.1 en-GB

Issuer -

Partner 3 US 7510 Volvo Cars North America

Func Group 8526 **Func Desc** adjustment device, assembly parts

Status Released

Status Date 2010-12-21

Issue Date 2010-12-13

Reference VIDA

Attachment

File Name	File Size
Recall 235-Front Power Seat Stop Lugs Inspect- Replace if Necessary .pdf	0.4718 MB

Vehicle Type

Type	Eng	Eng Desc	Sales	Body	Gear	Steer	Model Year	Plant	Chassis range	Struc Week Range
134							2011 -2011		0000594 -0014419	0 -0
156							2010 -2011		0019464 -0165361	0 -0
384							2009 -2009		0736999 -0740776	0 -0
544							2009 -2011		0461045 -0539240	0 -0
545							2009 -2011		0489330 -0608612	0 -0

CSC

Code	Description
XW	Service action/Recall/Service action/Recall

DTC

Text

CSC = Customer Symptom Code

DTC = Diagnostic Trouble Code

Note! If using a printed copy of this Retailer Technical Journal, first check for the latest online version.

NOTE! THIS DOCUMENT SUPERSEDES THE PREVIOUS RETAILER TECHNICAL JOURNAL *23908* DATED 11-24-2010. PLEASE UPDATE YOUR FILES.

DESCRIPTION:

Volvo has identified that vehicles equipped with power front seats may have been assembled with incorrect or missing front power seat stop lugs. Positioning of the seat beyond the intended maximum can increase the risk of injury to the driver and front seat passenger in the event of a crash.

The corrective action is to inspect **both** front power seats for missing or incorrect power seat stop lugs per the instructions in this Retailer Tech Journal. This recall applies only to vehicles equipped with front power seats.

SERVICE:

Inspection of the front power seats stop lugs and if necessary correct according to attached instruction.

Volvo Car Customer Service		
		RTJ Instruction
		RTJ No 24015
		Date December-2010 Issue 01
Title	Recall 235: Front Power Seat Stop Lugs Inspect / Replace if Necessary	

Materials	Quantity	Part No.
Stop lug	*	30675576
Stop lug	*	31320391

*Amount required will only be determined upon inspection of vehicle.

- Due to limited part supply do not pre-order excessive quantities.


Very few vehicles will require the replacement or installation of these parts.

1.

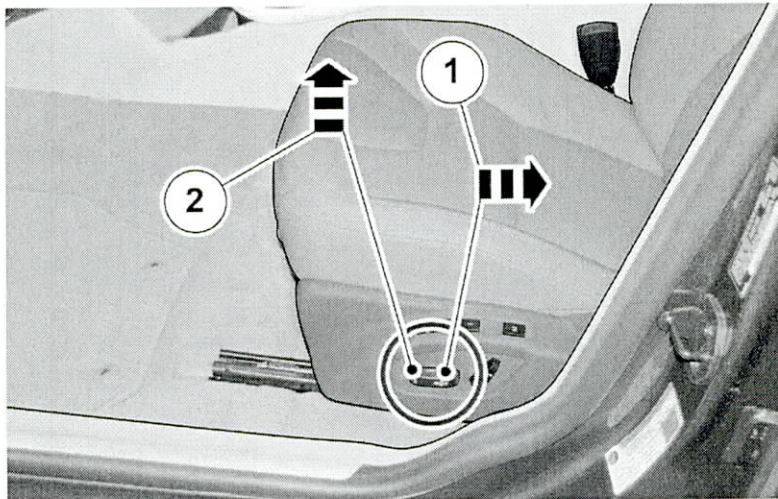
Note! Some variation in the illustrations may occur, but the essential information is always correct

Quick reference chart

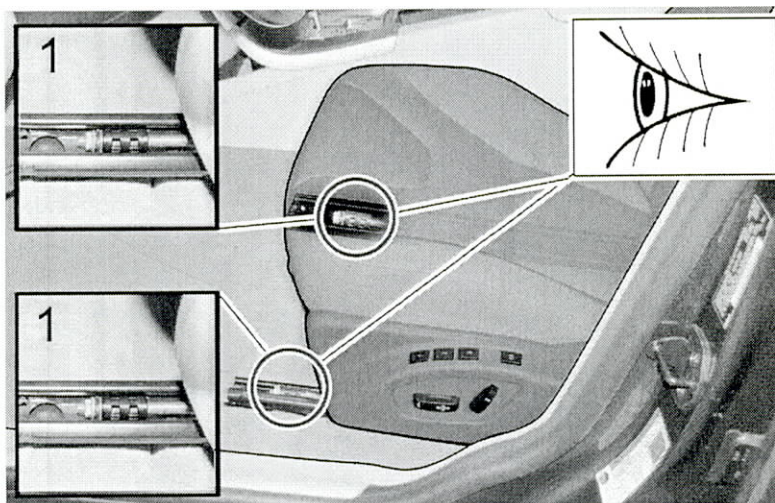
Type	Model year	Drivers seat stop P/N	Passenger seat stop P/N
S60	2011	30675576	31320391
XC60	2010	30675576	30675576
XC60	2011	30675576	31320391
S60	2009	30675576	30675576
V50	2009-2010-2011	31320391	31320391
S40	2009-2010-2011	31320391	31320391



VOLVO

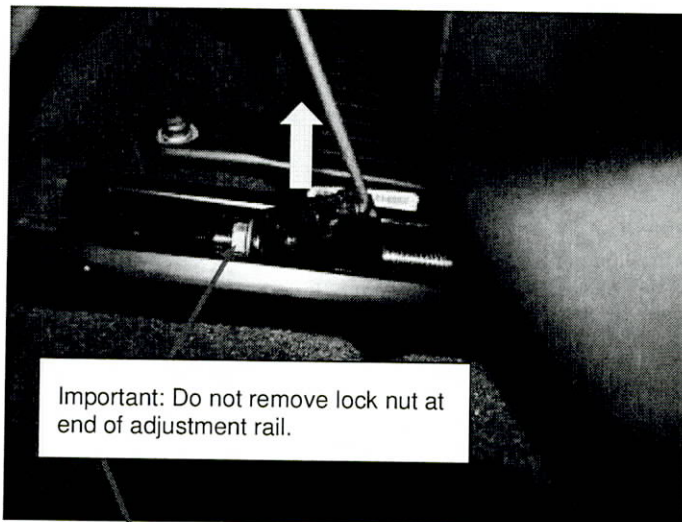


Moving seat for inspection.




Perform inspection/replacement on the inboard and outboard adjustment rails of both front seats.

Identify which part is installed in seat track. If there is no part or the incorrect part is installed- replace or install the correct part according to instructions below and quick reference chart on page 1 of this document.

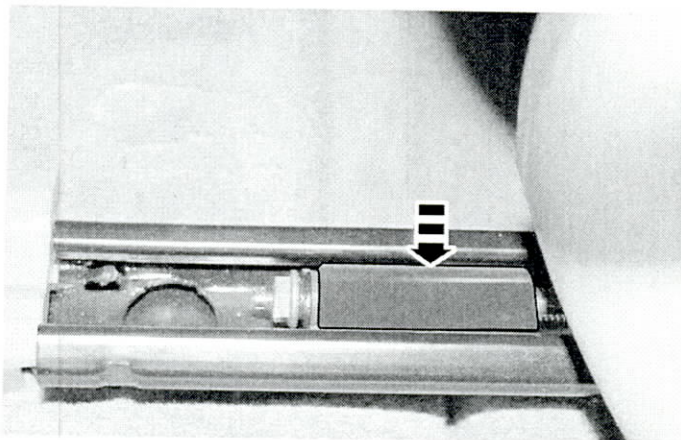


Short and long seat stop removal if necessary.

Use a hook tool, pull straight up.



Installing short
(32.3mm) stop.



Installing long
(64 mm) stop.