



Applies To: **2005 RL** – From VIN JH4KB16..5C000001 thru JH4KB16..5C021598
2006 RL – From VIN JH4KB16..6C000002 thru JH4KB16..6C012556
2007 RL – From VIN JH4KB16..7C000002 thru JH4KB16..7C003061

November 6, 2010

Safety Recall: Master Cylinder May Be Leaking

BACKGROUND

A cup seal in the master cylinder is sensitive to the type of brake fluid used in the brake system. If the brake fluid is replaced with anything other than Acura (or Honda) Genuine DOT 3 Brake Fluid, and the brakes are manually bled, the cup seal may twist in its retention groove and create a small leak. The brake fluid can then leak into the brake booster, and the brake system indicator will eventually come on because the brake fluid level is low.

If the client continues to drive the vehicle without refilling the brake fluid reservoir, they may notice the brake pedal feels low or spongy. The client should not rely on refilling the brake fluid reservoir to address the problem. A prolonged leak would eventually cause one of the two brake system hydraulic circuits to fail.

CLIENT NOTIFICATION

Owners of affected vehicles will receive a notification of this campaign. An example of the client notification letter is at the end of this service bulletin.

Not all vehicles in the Applies To range are affected by this campaign. To verify vehicle eligibility, you **must** check at least one of these items:

- The client has a notification letter.
- The vehicle is shown as eligible on a VIN status inquiry.

In addition, check for a punch mark above the ninth character of the engine compartment VIN. A punch mark in that location means this campaign has already been completed.

Some vehicles affected by this campaign may be in your used vehicle inventory. As a matter of federal law, these vehicles **must** be repaired before they are sold.

Should a dealership sell an unrepaired vehicle that subsequently causes an injury or damage because of the recalled item, the dealership will be solely responsible to the damaged party, and will be required to defend and indemnify American Honda for any resulting claims. To see if a vehicle in inventory is affected by this campaign, do a VIN status inquiry before selling it.

CORRECTIVE ACTION

Install a master cylinder repair kit and, if needed, replace the brake booster.

PARTS INFORMATION

Master Cylinder Repair Kit: P/N 06462-SJA-305
 (Includes cup seal, O-ring, seal grease, and seal extractor [wire tie])

REQUIRED MATERIALS

Acura Genuine DOT 3 Brake Fluid: P/N 08798-9008A
 (Each repair requires 1-1/2 bottles.)

WARRANTY CLAIM INFORMATION

OP#	Description	FRT
4131Q8	Install a master cylinder repair kit and bleed the brakes.	1.3
A	Add for replacing the brake booster.	0.6

Failed Part: P/N 46101-SHJ-A03
 Defect Code: 5LB00
 Symptom Code: R5200
 Skill Level: Repair Technician



CLIENT INFORMATION: The information in this bulletin is intended for use only by skilled technicians who have the proper tools, equipment, and training to correctly and safely maintain your vehicle. These procedures should not be attempted by “do-it-yourselfers,” and you should not assume this bulletin applies to your vehicle, or that your vehicle has the condition described. To determine whether this information applies, contact an authorized Acura automobile dealer.

REPAIR PROCEDURE

NOTE: This procedure is in an outline form that you can also use as a checklist for the repair. If you need more details on the procedures listed below, bookmark them in the appropriate service manual, or view them online:


- Under-hood Fuse/relay Box
- Strut Brace
- Master Cylinder Replacement
- Brake Booster Replacement
- Brake System Bleeding
- Brake Pedal and Brake Pedal Position Switch Adjustment

1. Remove the engine covers.
2. Remove the under-hood fuse/relay box, and move it aside.
3. Remove the strut brace.
4. Remove the brake fluid from the master cylinder reservoir with a syringe.
5. Remove the master cylinder. Be careful not to bend or damage the brake lines.
6. Check for brake fluid leaking from the installed end of the master cylinder:
 - If there is a leak, go to step 7.
 - If there is no leak, go to step 8.




7. Replace the brake booster. Replacement includes checking the adjustment of the brake pedal height and the brake pedal position switch. Torque the brake booster mounting nuts to **13 N·m (9.4 lb-ft)**.
NOTE: Be careful not to bend or damage the brake lines.

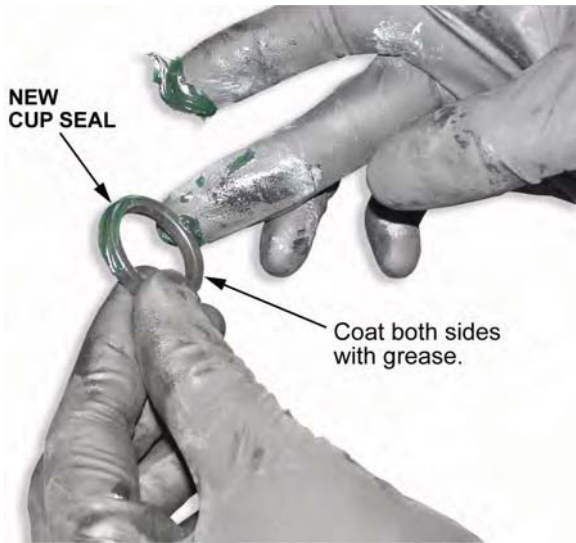
8. Place the master cylinder on clean shop towel on your work bench, then pull out the piston from the end of the master cylinder. A small amount of brake fluid will come out behind the piston; this is normal.



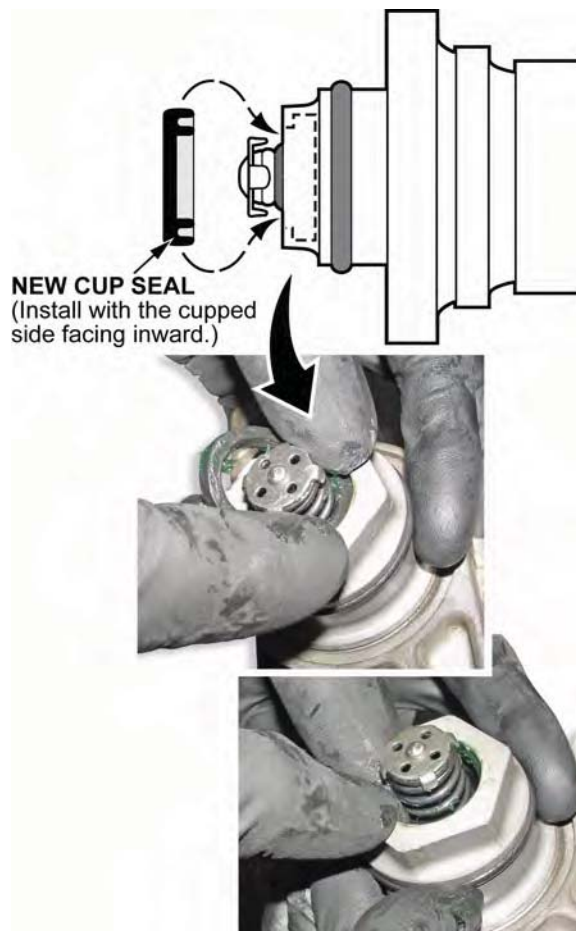
9. Remove the cup seal from the end of the master cylinder using the seal extractor (wire tie).
NOTE: To avoid damaging the cup seal retention groove in the master cylinder, do not use a pick seal or any other metal tool to remove the cup seal.




10. Coat the new cup seal with the grease supplied in the kit.



11. Install the new cup seal, by hand, into the seal groove at the end of the master cylinder. Install the seal with its cupped side facing the master cylinder.



12. Reinstall the piston into the end of the master cylinder.



13. Reinstall the master cylinder.

- Use a new O-ring coated with clean brake fluid.
- Torque the mounting nuts to **13 N·m (9.4 lb-ft)**.
- Torque the brake line nuts to **22 N·m (16 lb-ft)**.

14. Reinstall the strut brace, the under-hood fuse/relay box, and the engine covers.

15. Bleed the brake system.

16. Center-punch a completion mark above the 9th character of the engine compartment VIN:

Center-punch here.

JH4KBXXXXXXXXXXXX

Example of Client Letter

December 2010

Safety Recall: Brake System Master Cylinder May Be Leaking

Dear RL Owner:

This notice is sent to you in accordance with the requirements of the National Traffic and Motor Vehicle Safety Act.

What is the reason for this notice?

Acura has decided that a defect which relates to motor vehicle safety exists in certain 2005-07 model year RL vehicles. A seal in the brake master cylinder may be susceptible to damage following the use of brake fluid other than the recommended Acura (or Honda) Genuine DOT 3 brake fluid. If the seal is damaged, it can result in a brake fluid leak under certain conditions. If a leak should occur, the driver might see a low brake fluid indicator light or a BRAKE FLUID LOW or CHECK BRAKE SYSTEM message. If the driver continues to drive the vehicle after receiving this message without refilling the brake fluid reservoir, it could result in a brake pedal that feels soft or spongy, and eventually may affect braking performance, increasing the risk of a crash.

What should you do?

Call any authorized Acura dealer and make an appointment to have your vehicle repaired. Do not rely on refilling the brake fluid reservoir to address the problem. The dealer will replace the brake master cylinder seal, free of charge. If inspection of the vehicle reveals that the seal in question has leaked, the brake booster unit will also be replaced. Please plan to leave your vehicle for half a day to allow the dealer flexibility in scheduling.

Who to contact if you experience problems.

If you are not satisfied with the service you receive from your Acura dealer, you may write to:

American Honda Motor Co., Inc.
Acura Client Relations
Mail Stop 500-2N-7E
1919 Torrance Blvd.
Torrance, CA 90501-2746

If you believe that American Honda or the dealer has failed or is unable to remedy the defect in your vehicle, without charge, within a reasonable period of time (60 days from the date you first contact the dealer for a repair appointment), you may submit a complaint to:

Administrator
National Highway Traffic Safety Administration
1200 New Jersey Ave., SE
Washington, DC 20590

Or call the toll-free Safety Hotline at 888-327-4236 (TTY 800-424-9153), or go to <http://www.safercar.gov>.

What to do if you feel this notice is in error.

Our records show that you are the current owner or lessee of a 2005, 2006, or 2007 RL potentially affected by this campaign. If this is not the case, or the name/address information is not correct, please fill out and return the enclosed, postage-paid Information Change Card. We will then update our records.

If you previously paid to have the brake master cylinder replaced, you may be eligible for reimbursement. Refer to the attached Instructions for Reimbursement for the eligibility requirements and the reimbursement procedure.

Lessor information.

Federal law requires that any vehicle lessor receiving this recall notice must forward a copy of this notice to the lessee within 10 days.

If you have questions.

If you have any questions about this notice, or need assistance with locating a Honda dealer, please call Acura Client Relations at 800-382-2238, and select option 4.

We apologize for any inconvenience this campaign may cause you.

Sincerely,

**American Honda Motor Co., Inc.
Acura Automobile Division**

November 6, 2010

Dear Service Manager:

Honda Motor Co., Ltd., has announced a safety recall campaign for certain 2005–07 RLs. A cup seal in the master cylinder is sensitive to the type of brake fluid used in the brake system. If the brake fluid is replaced with anything other than Acura (or Honda) Genuine DOT 3 Brake Fluid, and the brakes are manually bled, the cup seal may twist in its retention groove and create a small leak. The brake fluid can then leak into the brake booster, and the brake system indicator will eventually come on because the brake fluid level is low.

If the client continues to drive the vehicle without refilling the brake fluid reservoir, they may notice the brake pedal feels low or spongy. The client should not rely on refilling the brake fluid reservoir to address the problem. A prolonged leak would eventually cause one of the two brake system hydraulic circuits to fail.

Repair Strategy

The repair is to install a master cylinder repair kit and, if the master cylinder was leaking brake fluid into the brake booster, replace the brake booster. For repair, parts, and warranty information, refer to Service Bulletin 10-047, *Safety Recall: Master Cylinder May Be Leaking*.

Some vehicles affected by this campaign may be in your used vehicle inventory. As a matter of federal law, these vehicles must be repaired before they are sold. Should a dealership sell an unrepaired vehicle that subsequently causes an injury or damage because of the recalled item, the dealership will be solely responsible to the damaged party, and will be required to defend and indemnify American Honda for any resulting claims.

To see if a vehicle is affected by this campaign, make sure the client has a notification letter or do a VIN status inquiry. In addition, check for a punch mark above the ninth character of the engine compartment VIN. A punch mark in that location means this campaign has already been completed.

Client Notification

Affected vehicle owners will be mailed a notification of this campaign beginning in mid-November 2010.

Parts Information

Master cylinder repair kits are being allocated based on the number of vehicles sold by your dealership. Brake boosters are available through open ordering.

Sincerely,

American Honda Motor Co., Inc.
Acura Automobile Division