

TOYOTA

Toyota Motor Sales, U.S.A., Inc.
19001 South Western Avenue
Torrance, CA 90501
(310) 468-4000

March, 2010

To: All Toyota Dealer Principals, Service Managers, Parts Managers

Subject: Supplemental Information for Safety Recall 90L
Potential Floor Mat Interference with Accelerator Pedal

The vehicle is covered by the Potential Floor Mat Interference with Accelerator Pedal Recall (Safety Recall 90L)

Toyota is currently in the process of finalizing the recall remedy for some models. The customer will be notified by first class mail as soon as your dealership is prepared to perform the remedy on the vehicle. Once the customer receives this notification announcing the remedy is available, please request that they contact your dealership to schedule an appointment to have this important remedy performed. Please note that if the remedy has been launched for a particular model, the customer does not need the owner letter to have the remedy performed.

The following Toyota models are covered:

2005 – 2010 Avalon	2004 – 2009 Prius
2007 – 2010 Camry	2005 – 2010 Tacoma
2009 – 2010 Corolla	2007 – 2010 Tundra
2008 – 2010 Highlander	2009 – 2010 Venza
2009 – 2010 Matrix	

Please request that customers take out any removable driver's floor mat and NOT replace it with any other floor mat until the Safety Recall remedy is performed on the vehicle.

In the event a customer chooses not to take out any removable floor mat, Toyota strongly recommends that the customer ensure that the correct floor mat is being used, that it is properly installed and secured, that it is not flipped over with the bottom-side-up, and that one floor mat is not stacked over another. Please assist any customer that requests assistance in this verification.

In the meantime, please provide customers that are covered by this Safety Recall a copy of the Consumer Safety Advisory Letter as a reminder. Please fill in the model year and model before providing it to them.

Thank you for your assistance.

Please review this entire package with your Service and Parts staff to familiarize them with the proper step-by-step procedures required to implement this Safety Recall.

Thank you for your cooperation.
TOYOTA MOTOR SALES, U.S.A., INC.

Enclosed: Consumer Safety Advisory Owner Letter

Toyota Carpeted or All-Weather Floor Mat Inspection, Application and Installation Instructions

STOP

Read these important Warnings **BEFORE** installing ANY type of Floor Mat.

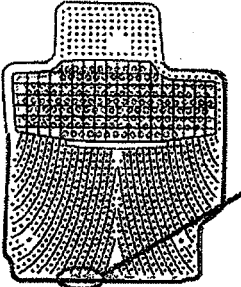
A. General Floor Mat Warnings

- Only install floor mats designed specifically for that model and model year. Check for correct model name and part number on the packaging label to confirm vehicle application.
 - Never install a floor mat if you are uncertain of the model application.
 - Never install the floor mat upside down or turned over for any reason.
 - Only install the driver's floor mat in the driver's foot area.
- Always properly secure the driver's floor mat using the retaining hooks (clips) supplied in the bag with the floor mats (in the case of Lexus with the carpet floor mats). Follow the floor mat retention clip installation instruction supplied with the clips. If the mat is properly secured and you have confirmed vehicle applicability, it will not interfere with the accelerator pedal.
 - Never install the front driver's floor mat without all retaining hooks (clips) securing the mat firmly in place.
- The retaining hooks (clips) are designed to accommodate only one floor mat at a time.
 - Do not install another floor mat(s) on top of an existing driver's floor mat.
- After installation, always check the operation of the accelerator, brake and clutch (if applicable) pedals to assure the floor mat does not interfere with them.
- Carefully read the warning tag attached to the driver's floor mat regarding installation.

B. Floor Mat Inspection Instructions and Application Information

- Before placing a floor mat in a vehicle be familiar with the procedure outlined below.
 - Identify the correct driver's floor mat for the specific vehicle application.
 - Correctly install the driver's floor mat.
- Regularly verify the correct floor mat is securely installed in the appropriate model using the retaining hooks (clips).

NOTE: Use the attached Application Information Chart to verify mat-to-vehicle application.



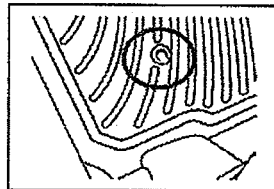
PT908-03071

Driver's floor mat part number is located on the bottom of the back side of the mat.

(Sample of Application Information Chart)
See Attachments for details specific to your vehicle.

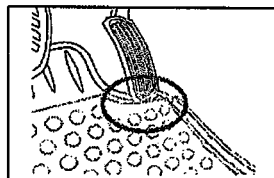
Part Number	Model	Type
PT206-32100 - 45	Camry / Camry Hybrid	Carpeted
PT908-03071 - 02	Camry	All Weather
PT908-03071 - 14	Camry	All Weather

The last 2 digits on the part number indicate the color code



1. Make sure the driver's floor mat is properly secured by the retaining hooks (clips). Confirm that the retaining hooks (clips) are secured into the grommet holes in the vehicle's floor (carpet).

Warning: Do not stack the floor mats in any vehicle. The retaining hooks (clips) are designed to accommodate only one floor mat at a time.



2. Check the following pedal operation (fully depress the pedal) to assure the floor mat does not interfere with it. Make sure the vehicle is turned off and in the "Park" position when testing:
 - Accelerator Pedal
 - Brake Pedal
 - Clutch Pedal (if equipped)



CAMRY

2007 – 2010 Model Year Toyota Camry Vehicles Floor Mat to Vehicle Application Chart

Part Number	Model	Type	'07	'08	'09	'10	Color
PT206-32060-11	Camry / Camry Hybrid	Carpeted	✓	✓	✓	✓	Ash
PT206-32060-12	Camry / Camry Hybrid	Carpeted	✓	✓	✓	✓	Dk Charcoal
PT206-32060-14	Camry / Camry Hybrid	Carpeted	✓	✓	✓	✓	Bisque
PT206-32078-40	Camry Hybrid	Carpeted	✓				Bisque
PT206-32100-12	Camry / Camry Hybrid	Carpeted				✓	Gray
PT206-32100-45	Camry / Camry Hybrid	Carpeted				✓	Brown
PT908-03071-02	Camry / Camry Hybrid	All Weather	✓	✓	✓	✓	Black
PT908-03071-14	Camry / Camry Hybrid	All Weather	✓	✓	✓	✓	Brown
PT908-0307F-02	Camry / Camry Hybrid (Front Mat)	All Weather	✓	✓			Black
PT908-0307F-14	Camry / Camry Hybrid (Front Mat)	All Weather	✓	✓			Brown
PT908-32070-02*	Camry / Camry Hybrid - Do not use*	All Weather	✓				Black
PT908-32070-14*	Camry / Camry Hybrid - Do not use*	All Weather	✓				Brown

*These mats were recalled in 2007. Please place them in your trunk until further notice.



COROLLA

2009 – 2010 Model Year Toyota Corolla Vehicles Floor Mat to Vehicle Application Chart

Part Number	Model	Type	09	10	Color
PT206-02090-12	Corolla	Carpeted	✓		Dark Charcoal
PT206-02091-12	Corolla	Carpeted	✓		Dark Charcoal
PT206-02090-41	Corolla	Carpeted	✓		Bisque
PT206-02091-41	Corolla	Carpeted	✓		Bisque
PT206-02093-41	Corolla	Carpeted	✓		Bisque
PT206-02092-12	Corolla	Carpeted	✓	✓	Dark Charcoal
PT206-02093-12	Corolla	Carpeted	✓	✓	Dark Charcoal
PT206-02092-41	Corolla	Carpeted	✓	✓	Bisque
PT206-02093-41	Corolla	Carpeted	✓	✓	Bisque
PT206-02102-45	Corolla	Carpeted		✓	Brown
PT206-02103-45	Corolla	Carpeted		✓	Brown
PT908-02090-02	Corolla	All Weather	✓	✓	Black



HIGHLANDER

2008 – 2010 Model Year Toyota Highlander Vehicles Floor Mat to Vehicle Application Chart

Part Number	Model	Type	8	9	10	Color
PT919-48080-11	Highlander	Carpet	✓	✓	✓	Black
PT919-48080-22	Highlander	Carpet	✓	✓	✓	Ash
PT919-48080-41	Highlander	Carpet	✓	✓	✓	Sand Beige
PT919-48081-22	Highlander Hybrid	Carpet	✓	✓	✓	Ash
PT919-48081-41	Highlander Hybrid	Carpet	✓	✓	✓	Sand Beige
PT919-48082-11	Highlander / Highlander Hybrid	Carpet	✓	✓	✓	Black
PT919-48082-22	Highlander / Highlander Hybrid	Carpet	✓	✓	✓	Ash
PT919-48082-41	Highlander / Highlander Hybrid	Carpet	✓	✓	✓	Sand Beige
PT908-48087-22	Highlander	All Weather	✓			Black
PT908-4808G-02	Highlander	All Weather	✓	✓	✓	Black
PT908-48083-02	Highlander – 3 rd Row	All Weather	✓	✓	✓	Black
PT908-48088-22	Highlander Hybrid	All Weather	✓	✓	✓	Black



MATRIX

2009 – 2010 Model Year Toyota Matrix Vehicles Floor Mat to Vehicle Application Chart

Part Number	Model	Type	8	9	Color
PT206-12090-14	Matrix – 2WD	Carpeted	✓	✓	Dark Charcoal
PT206-12091-14	Matrix – AWD	Carpeted	✓	✓	Dark Charcoal
PT206-12092-14	Matrix – 2WD	Carpeted	✓	✓	Dark Charcoal
PT206-12093-14	Matrix – AWD	Carpeted	✓	✓	Dark Charcoal
PT908-12090-02	Matrix - AWD	All Weather	✓	✓	Black
PT908-12290-02	Matrix – 2WD	All Weather	✓	✓	Black



PRIUS

2004 – 2009 Model Year Toyota Prius Vehicles Floor Mat to Vehicle Application Chart

Part Number	Model	Type	04	05	06	07	08	09	Color
PT208-47045-10	Prius	Carpeted	✓	✓					Ivory
PT208-47045-11	Prius	Carpeted	✓	✓	✓	✓	✓	✓	Dk Gray
PT208-47060-14	Prius	Carpeted			✓	✓	✓	✓	Dk Bisque
PT908-21050-02	Prius	All Weather		✓	✓				Black
PT908-21051-02	Prius	All Weather			✓	✓	✓	✓	Black



TACOMA

2005 – 2010 Model Year Toyota Tacoma Vehicles Floor Mat to Vehicle Application Chart

Part Number	Model	Type	05	06	07	08	09	10	Color
PT206-35050-11	Tacoma - Reg Cab	Carpeted	✓	✓	✓				Lt Charcoal
PT206-35050-14	Tacoma - Reg Cab	Carpeted	✓	✓	✓				Oak
PT206-35051-11	Tacoma - Access Cab	Carpeted	✓	✓	✓				Lt Charcoal
PT206-35051-14	Tacoma - Access Cab	Carpeted	✓	✓	✓				Oak
PT206-35052-11	Tacoma - Double Cab	Carpeted	✓	✓	✓				Lt Charcoal
PT206-35052-14	Tacoma - Double Cab	Carpeted	✓	✓	✓				Oak
PT206-35055-11	Tacoma - Acc Cab TRD	Carpeted	✓	✓	✓				Charcoal
PT206-35056-11	Tacoma - Dbl Cab TRD	Carpeted	✓	✓	✓				Charcoal
PT206-35080-11	Tacoma - Reg Cab	Carpeted				✓	✓	✓	Lt Charcoal
PT206-35080-14	Tacoma - Reg Cab	Carpeted				✓	✓		Oak
PT206-35081-11	Tacoma - Access Cab	Carpeted				✓	✓	✓	Lt Charcoal
PT206-35081-14	Tacoma - Access Cab	Carpeted				✓	✓		Oak
PT206-35082-11	Tacoma - Double Cab	Carpeted				✓	✓	✓	Lt Charcoal
PT206-35082-14	Tacoma - Double Cab	Carpeted				✓	✓		Oak
PT206-35085-11	Tacoma - Acc Cab TRD	Carpeted				✓	✓	✓	Charcoal
PT206-35086-11	Tacoma - Dbl Cab TRD	Carpeted				✓	✓	✓	Charcoal
PT206-35090-43	Tacoma - Reg Cab	Carpeted					✓	✓	Sand Beige
PT206-35091-43	Tacoma - Access Cab	Carpeted					✓	✓	Sand Beige
PT206-35092-43	Tacoma - Double Cab	Carpeted					✓	✓	Sand Beige
PT206-35100-13	Tacoma - Reg Cab	Carpeted						✓	Lt Charcoal
PT206-35100-15	Tacoma - Reg Cab	Carpeted						✓	Dk Charcoal
PT206-35101-13	Tacoma - Access Cab	Carpeted						✓	Lt Charcoal
PT206-35101-15	Tacoma - Access Cab	Carpeted						✓	Dk Charcoal
PT206-35102-13	Tacoma - Double Cab	Carpeted						✓	Lt Charcoal
PT206-35102-15	Tacoma - Double Cab	Carpeted						✓	Dk Charcoal
PT206-35105-13	Tacoma - Acc Cab TRD	Carpeted						✓	Lt Charcoal
PT206-35106-13	Tacoma - Dbl Cab TRD	Carpeted						✓	Lt Charcoal
PT908-3505B-02	Tacoma - Reg Cab	All Weather	✓	✓	✓	✓			Black
PT908-3505C-02	Tacoma - Access Cab	All Weather	✓	✓	✓	✓			Black
PT908-3505D-02	Tacoma - Double Cab	All Weather	✓	✓	✓	✓			Black
PT908-3507B-02	Tacoma - Reg Cab	All Weather				✓	✓	✓	Black
PT908-3507C-02	Tacoma - Access Cab	All Weather				✓	✓	✓	Black
PT908-3507D-02	Tacoma - Double Cab	All Weather				✓	✓	✓	Black
PT908-35S8C-02	Tacoma - SE Acc Cab	All Weather				✓			Black
PT908-35S8D-02	Tacoma - SE Dbl Cab	All Weather				✓			Black



TUNDRA

2007 – 2010 Model Year Toyota Tundra Vehicles Floor Mat to Vehicle Application Chart

Part Number	Model	Type	07	08	09	10	Color
PT206-34071-11	Tundra - Reg Cab	Carpeted	✓	✓	✓	✓	Graphite
PT206-34071-12	Tundra - Reg Cab	Carpeted	✓				Black
PT206-34071-43	Tundra - Reg Cab	Carpeted	✓	✓	✓	✓	Sand Beige
PT206-34072-11	Tundra-D Cab & Crew Max	Carpeted	✓	✓	✓	✓	Graphite
PT206-34072-12	Tundra-D Cab & Crew Max	Carpeted	✓	✓	✓	✓	Black
PT206-34072-43	Tundra-D Cab & Crew Max	Carpeted	✓	✓	✓	✓	Sand Beige
PT908-3407B-22	Tundra - Reg Cab	All Weather	✓	✓	✓		Black
PT908-3407C-22	Tundra-D Cab & Crew Max	All Weather	✓	✓	✓		Black
PT908-3410B-02	Tundra - Reg Cab	All Weather				✓	Black
PT908-3410C-02	Tundra-D Cab & Crew Max	All Weather				✓	Black



VENZA

2009 – 2010 Model Year Toyota Venza Vehicles Floor Mat to Vehicle Application Chart

Part Number	Model	Type	09	10	Color
PT206-0T090-20	Venza	Carpet	✓	✓	Black
PT908-0T090-02	Venza	All Weather	✓	✓	Black