



MONACO RV

A NAVISTAR COMPANY

Monaco RV, LLC
91320 Coburg Industrial Way
Coburg, OR 97408 USA

Issue Date: 10/12/2009

Tire & Loading Information Label Recall Repair Procedures

Recall Numbers 09V363000 USA and 09-267 Canada

Monaco File R09001

Products Affected

Holiday Rambler: 2010 Campmaster

R-Vision: 2010 Trail Cruiser Classic, Trail Cruiser Ultra Lite, Trail Lite Travel Trailer, Trail Sport, and Trail-Lite Crossover

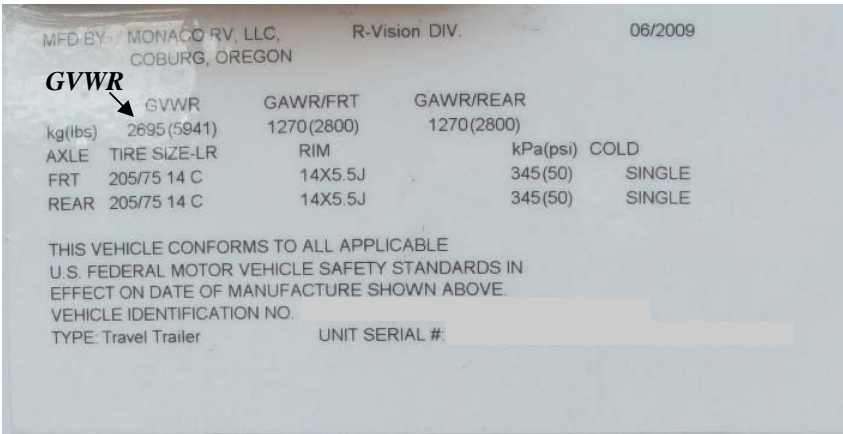
Discover Canada RV: 2010 Cobalt Trail TS UltraLite and Cobalt Trail XTL UltraLite

Purpose of Recall

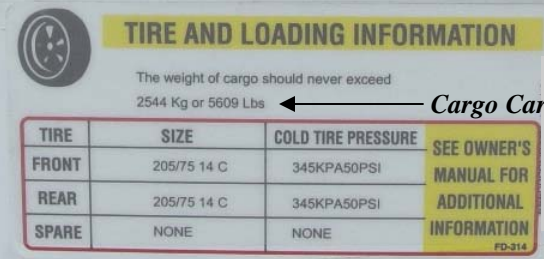
Inspect the Tire & Loading Information Label and replace the label if the cargo weight is not correct as explained in the inspection process below.

Inspection & Repair Process

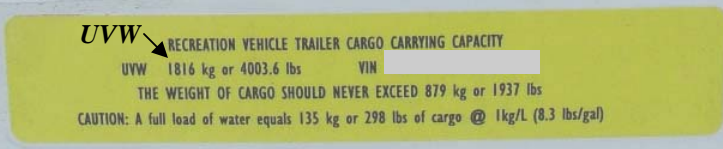
1. Locate the Tire & Loading Information Label located on the left exterior sidewall near the front corner.
2. Check to see if the weight listed as "The weight of cargo should never exceed..." is equal to the Gross Vehicle Weight Rating (GVWR as listed on the Federal ID Label) less the Unloaded Vehicle Weight (UVW as listed on the RV Trailer Cargo Carrying Capacity Label). See photo on page 2 for information on weight and label identification.
3. If the weight is equal to the GVWR less the UVW, then it is not necessary to install the new label. Please fill out the warranty claim and submit as inspected and ok.
4. If the weight is not equal to the GVWR less the UVW, then it is incorrect and the new label will need to be installed.
5. To remove the old label, peel off the label and clean the area with isopropyl alcohol. Allow the area to dry for 30 seconds.
6. **Warning: these labels are made of voidable material which is extremely sensitive.** To install the new label, slowly peel the protective back film from the new label and apply to the wall. The label must be placed in the same location per Federal Code. Do not attempt to remove the label once it is installed or the label will be destroyed.
7. Labels have been sent to all owners with their recall notification letters. They may install the label or have a dealer install it. If they install the label, they will need to fill out section 2 of the return postcard and list as inspected and/or repaired by self.



Federal ID Label



Tire & Loading Information Label
Note: this label has incorrect cargo weight



RV Trailer Cargo Carrying Capacity Label

Warranty Claim Information

Warranty claims may be submitted on MDEX. *Note: recalls must be submitted on a separate claim from any other work performed.*

If you do not have access to MDEX and are filing a claim by mail, please mail it to:

Monaco RV, LLC
 Attn: Warranty Claims
 606 Nelsons Pkwy
 Wakarusa, IN 46573

Labor Operation Codes:

22B80283RC for US Recall 09V363000
 22B90283RC for Canadian Recall 09-267

Labor Time Allowance: .10 hr.

Parts: 1 Tire & Loading Information Label—included with owner notification.

Further Information

For information regarding recall instructions, please call the Recall Hotline at (800) 685-6545.

For questions regarding MDEX or claims, please call (877) 332-9239 and follow the prompts that support the product with which you are dealing.