



# Technical Service Bulletin

Model	MC / HD / NF / TG / JM / EN
Group	BRAKE SYSTEM
Number	91B026

Subject

**STOP LAMP SWITCH REPLACEMENT**

Date	JULY, 2009
Area	Puerto Rico
Type	Safety Recall

## 1. DESCRIPTION

This bulletin provides the procedure to remove, replace and adjust the stop lamp switch assemblies.

## 2. APPLICABLE VEHICLES


- Model: ACCENT (MC), ELANTRA (HD), SONATA (NF), AZERA (TG), TUCSON (JM)
- Applicable vehicle production date range

Model	Production Date Range	Model	Production Date Range
MC	Oct. 13, 2005 ~ Mar. 31, 2006	HD	Oct. 25, 2006 ~ Apr. 30, 2007
	Oct. 20, 2006 ~ Nov. 30, 2006	NF	Apr. 1, 2005 ~ Dec. 31, 2005
JM	Apr. 4, 2005 ~ Feb. 28, 2006	TG	Sep. 20, 2006 ~ Nov. 30, 2006
	Oct. 20, 2006 ~ Apr. 30, 2007		

- Area: Puerto Rico

### 3. PARTS REQUIRED

#### 3-1. For MC, HD, NF, TG and JM vehicles

Part Name	Figure	Part Number		Remarks
		Previous	New	
Switch assembly – Stop lamp		93810-3K000	93810- 3K000QQH	Connector body color changed: Black (Previous) → Gray (New)
		93810-38110		

### 4. OPERATION CODE AND TIME

OP Code	Model	OP Name	OP Time	NC Code	
				Nature	Cause
91B026R0	MC, HD, NF, TG, JM	Stop lamp switch assembly replacement	0.2 M/H	N66	C63

N66: Electrical Malfunction, C63: Flaw in Material

### 5. SERVICE PROCEDURE


**Notes)**

- Before conducting the procedure, verify that the vehicle is affected by identifying the VIN.
- The below procedure is for MC, HD, NF, TG and JM.

1. Slide the driver's seat rearward all the way.
2. Turn the ignition switch to the OFF position.




3. Lie on the carpet under the driver's crash pad. Locate the stop lamp switch assembly (A) and remove it by unscrewing the nuts and disconnecting the connector.




5. For all affected vehicles install new stop lamp switch assembly.

**Caution)**

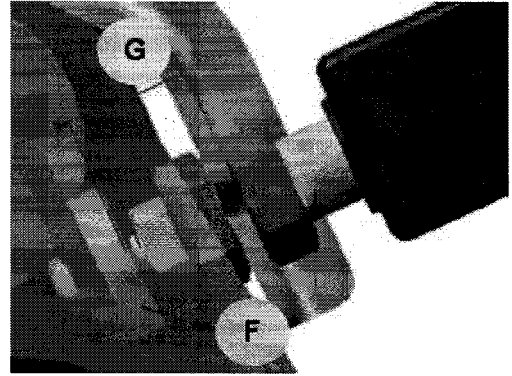
- Before installing the replacement part, be sure to check the part number (E).
- If old part number is 93810-3K000 or 93810-38110, replace it with 93810-3K000QQH.



6. Adjust the brake pedal stopper (F) to stop lamp switch clearance (G) to the below specification.  
- Clearance spec.: 1.5 mm ~ 2.0 mm



**-Clearance spec.: 1.5 mm ~ 2.0 mm**



**7. Check for proper operation of the stop lights.**