



SI M 36 01 09
Wheels and Tires

May 2009
Technical Service

PERFORM THE PROCEDURE OUTLINED IN THIS SERVICE INFORMATION ON ALL AFFECTED VEHICLES BEFORE CUSTOMER DELIVERY OR THE NEXT TIME THEY ARE IN THE SHOP FOR MAINTENANCE OR REPAIRS.

Under the National Traffic and Motor Vehicle Safety Act of 1966, as amended, if there has been a recall campaign, dealers must assure that all new vehicles and new items of replacement equipment are free of safety defects and comply with all applicable Federal Motor Vehicle Safety Standards at the time of delivery to the consumer. This means that dealers may not deliver new motor vehicles or new items of replacement equipment to consumers unless the safety defect or noncompliance has been remedied before delivery.

SUBJECT

Recall Campaign 09V-143, Install 16-inch Wheel/Tire Package

MODEL

Cooper Convertible (R57) produced 3/4/09 to 4/1/09

SITUATION

Certain vehicles were produced with wheels and tires that are the incorrect size. The wheels and tires fitted to the vehicle do not match the size listed on the Tire Information Label installed in the driver's door jamb. This Recall Campaign is being conducted to fit the correct wheels and tires, as necessary.

AFFECTED VEHICLES

This Recall Campaign involves Cooper Convertible vehicles which were produced from 3/4/2009 to 4/1/2009.

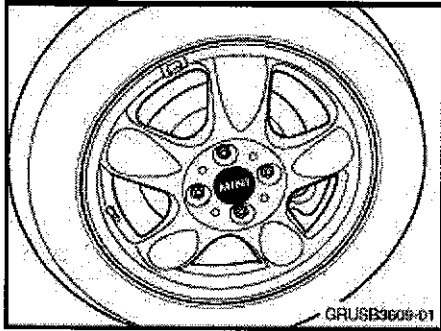
In order to determine whether a specific vehicle is affected by this Recall Campaign, it will be necessary to utilize the "Service Menu" of DCSnet (Dealer Communication System) or the Key Reader. Based on the response of the system, either proceed with the corrective action or take no further action.

The chassis number ranges listed below are **only** for informational purposes, and are not to be considered as the only deciding factor.

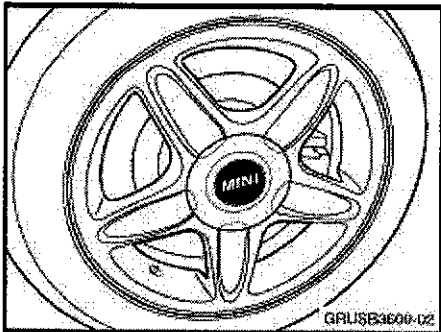
Model	Chassis Number Range
Cooper Convertible (manual transmission)	TJ93631 – TJ93669
Cooper Convertible (automatic transmission)	TU95174 – TU95200

PROCEDURE

Inspect the vehicle to determine whether the correct wheels/tires are installed. Vehicles produced with the incorrect wheel/tire package have the 15-inch 5-Star Spooler wheels installed. They must be replaced with



the 16-inch 5-Star Blaster wheel package, which must be assembled and installed.



Install the valve stem and wheel electronic for each of the 16-inch wheels. Refer to Repair Instruction RA 36 11 533, "Removing and installing/replacing RDC wheel electronics".

Mount and balance the 16-inch tires on 16-inch alloy wheels. Refer to Repair Instruction RA 36 12 005, "Replace a run-flat or UHP tyre".

Remove the existing set of 15-inch wheels/tires from the vehicle. Refer to Repair Instruction RA 36 10 300, "Removing or installing front or rear wheel".

Install the new set of 16-inch wheels/tires. Refer to Repair Instruction RA 36 10 300, "Removing or installing front or rear wheel".

Reset the RDC system.

PARTS INFORMATION

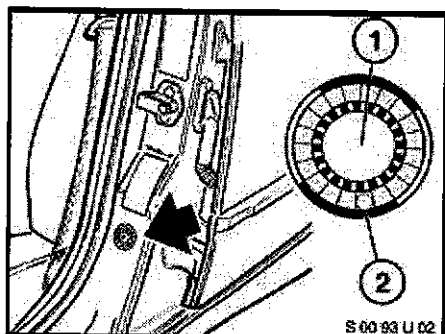
Part Number	Description	Quantity
36 11 6 769 409	Light alloy rim, style R103	4
36 11 1 095 375	RDC valve	4
36 23 6 781 847	Wheel electronic	4
36 13 6 771 001	Center cap	4

Please note: tires must be ordered from The MINI Tire Center. Tires and wheel weights must be billed out under Sublet. Sublet amount = Dealer Net + applicable handling charges.

Part Number	Description	Quantity
36 12 0 429 844	Continental ProContact SSR 195/55R16 (vehicles with Option 927 all-season tires)	4
36 11 0 441 368	Dunlop SP Sport 01 DSST 195/55R16 (vehicles without Option 927 all-season tires)	4
Refer to EPC/ETK	Wheel weights	As needed

LABEL INSTRUCTIONS

This Recall Campaign has been assigned code number **43**. After the vehicle has been checked and/or



corrected, obtain a label (MD 20-040) and:

- A. Emboss your MINI dealer warranty number in the middle of the label (1);
- B. Punch out code number 43 (2), printed on the label; and
- C. Affix the label to the **B**-pillar as shown.

If the vehicle already has a label from a previous Service Action/Recall Campaign, affix the new label next to the old one. Do not affix one label on top of another one, because a number from an underlying label could appear in the punched-out hole of the new label.

WARRANTY INFORMATION

The repair described in this bulletin is covered under warranty regardless of time or mileage. Reimbursement for this Recall will be via normal claim entry utilizing the following information:

Defect Code: **00 36 52 01 00**

Labor Operation: **Labor Allowance:** **Description:**

00 58 734 19 FRU Replace wheels/tires prior to customer delivery

00 58 235 20 FRU Replace wheels/tires after customer delivery

*Main Work - use this labor operation number when this is the only repair being performed, or if this is the main repair when performed along with other repairs at the same time. If this is not the main repair, refer to KSD for the associated (+) labor operation code.

[MINI, a division of BMW of North America, LLC
Copyright © 2009 BMW of North America, LLC]