

TOYOTA

Update 3/30/2010: Update to Customer Handling Pages 9 & 10

Update 3/19/2010: -Added to the VIN Range: 22 Camry Hybrid Vehicles and 15 Camry Vehicles (2009 Model Year)
-Updated sublet - Customer Reimbursement for Accessory Accelerator Pedal Cover
-Additional Information on metallic sports pedal covers.

Update 02/05/2010: Update to VIN Range.

Previous versions of this document should be discarded.

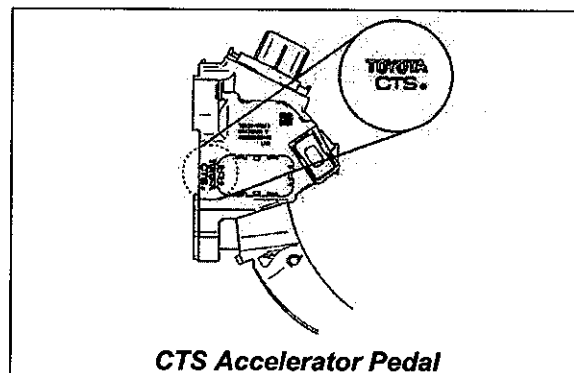
Toyota Motor Sales, U.S.A., Inc.
19001 South Western Avenue
Torrance, CA 90501
(310) 468-4000

To: All Toyota Dealer Principals, Service Managers, Parts Managers

Subject: Safety Recall – 90L
Certain 2007 – 2010 Model Year Camry & 22, 2009 Model Year Camry Hybrid Vehicles
Potential Floor Mat Interference with Accelerator Pedal
Phase 2 – Vehicles Equipped with Accelerator Pedals manufactured by CTS Corporation

As communicated last Fall, the defect is the potential for an unsecured or incompatible driver's floor mat to interfere with the accelerator pedal and cause it to get stuck in the wide open position. A stuck open accelerator pedal may result in very high vehicle speeds and make it difficult to stop the vehicle, which could cause a crash, serious injury or death. **Toyota has determined that this defect does not exist in vehicles in which the driver's side floor mat is compatible with the vehicle and properly secured.**

This notice is to provide you with remedy instructions for affected Camry and Camry Hybrid vehicles equipped with accelerator pedals manufactured by CTS Corporation ("CTS accelerator pedals").



Note:

- **The name of the pedal manufacturer is embossed (CTS) on the upper sensor housing on the brake pedal side.**
- **The majority of 2007 – 2010 model year Camry vehicles equipped with CTS accelerator pedals are also involved in Safety Recall A0A (Accelerator Pedal Reinforcement Bar Installation). Please verify TIS for vehicle applicability of both campaigns.**

The following vital information is provided to inform you and your staff of the owner notification phase of the campaign and your degree of involvement.

Campaign Remedy for Vehicles Equipped with CTS Accelerator Pedals

To make it less likely that an unsecured or incompatible driver's floor mat can interfere with the accelerator pedal, dealerships are requested to do the following:

- Modify both the rigid plastic accelerator pedal* and the floor surface in the driver's foot-well.
- If the vehicle is equipped with a set of optional genuine Toyota All Weather Floor Mats (AWFM), they will be inspected to determine if the AWFM set is of an older design. If it is, the older design AWFM's for the driver and the front seat passenger positions will be replaced with newly designed mats.
- Before the vehicle is returned to the customer, inspect the front carpet and floor mat and clean them as appropriate.

As an additional measure independent of the vehicle-based recall remedy, a newly designed override system on Camry* vehicles will be installed to provide an extra measure of confidence. This system will cut engine power in case of simultaneous application of both accelerator and brake pedals at certain speeds and driving conditions. ***The Camry Hybrid already contains a fuel supply cut feature for Hybrid motor protection that achieves a similar result as the override system newly designed for the non-hybrid models.***

***Note:**

- *If the vehicle is equipped with an accessory metallic sports pedal cover, Toyota will need to remove the metallic sports pedal cover. Once the remedy is completed, due to the nature of the repair, the accessory sports pedal cover will not be reinstalled. The customer may contact the Customer Experience Center (1-800-331-4331) for additional details and reimbursement consideration.*
- *Most Camry Hybrid vehicles are equipped with Denso accelerator pedals (Denso pedals). Please refer to instructions in phase 1 for Denso pedals.*

1. Owner Notification Letter Mailing Date

The owner notification will commence in early February, approximately one week after your dealership has been notified.

This campaign will be launched in several phases by model and/or pedal manufacturer.

- Phase 1, launched on February 2, 2010, included certain 2007 through 2010 model year Camry and Camry Hybrid vehicles equipped with Denso accelerator pedals.
- Phase 2 includes certain 2007 through 2010 model year Camry vehicles and 22, 2009 model year Camry Hybrid vehicles equipped with a CTS accelerator pedal. These owner letters will be mailed over a period of several weeks.
- Information on additional phases related to Camrys equipped with factory installed metallic sport pedals, as well as Avalon, Corolla, Highlander, Matrix, Prius, Tacoma, Tundra and Venza will be provided prior to the launch of these phases.

If you are contacted by an owner who has not yet received a notification, dealers are reminded that owners do not need the owner letter to have this important Safety Recall remedy performed. Please ***verify eligibility by confirming through Dealer Daily/TIS prior to performing repairs.*** Dealers should perform the repair as outlined in the Technical Instructions found on TIS.

2. Vehicles in Dealer Stock

- As required by Federal law, dealers are not to deliver any new vehicles in their inventory, which are involved in a safety recall unless the defect has been remedied. However, because this defect does not exist in vehicles in which the driver's side floor mat is compatible with the vehicle and properly secured you may continue to sell new vehicles that have not received the full remedy if you assure the driver's position floor mat is semi-permanently secured or place the front driver's and passenger's floor mats in the trunk on any vehicles in stock prior to sale or lease. Vehicle safety recall completion can be verified through TIS.
- *In order to assure established customers receive priority for the safety recall, we request that this campaign remedy be performed on in-stock Camry vehicles just prior to vehicle delivery where possible.*

3. Dealer Summary Reports

For your reference, the following summary reports are included for the Service and Parts Manager:

- **The number of involved vehicles in your dealership's primary marketing area for this phase**
- **A VIN list containing vehicles in dealer stock**
- **The suggested initial parts order quantities for this phase**

4. Number and Identification of Involved Vehicles

There are approximately 786,000 Camry (2007 through 2010 model year) and 22 Camry Hybrid (2009 model year) vehicles, equipped with CTS accelerator pedals.

MODEL	WMI	MY	VDS	VIN Range
				Range
CAMRY	4T1	2007	BE46K	U001001 -U195222
			BK46K	U504376 -U729526
		2008	BE46K	U001003 -U054581
			BK46K	U171709 -U263248
		2009	BE46K	U730123 -U791444
			BK46K	U040415 -U073251
		2010	BE46K	U260017 - U919800
			BK46K	U073252 -U098189
	4T4	2007	BF3EK	U001002 -U112408
			BK3EK	U091136 -U116162
		2008	BE46K	R001003 -R011624
			BE46K	R001816 -R047779
CAMRY HV*	4T1	2009	BE46K	R027105 -R139848
		2010	BF3EK	R001023 -R085180
CAMRY HV*	4T1	2009	BB46K	U107306 - U107555

NOTE:

- Not all vehicles in the VIN range are affected by this SSC.
- If your dealership is contacted by an owner of a Camry vehicle who has not yet received a notification, please **verify eligibility by confirming through Dealer Daily/TIS prior to performing repairs.**
- Dealers should perform the repair as outlined in the Technical Instructions found on TIS.

*22 specific Camry Hybrid vehicles are equipped with a CTS Accelerator Pedal. The remaining Camry Hybrid vehicles are equipped with an accelerator pedal that is of a different design and produced by a different supplier. Therefore, only the specific 22 Camry Hybrid vehicles require completion of 90L Phase 2. Updated to reflect the revisions made to the DIR on 2/19/10.

5. **Parts Ordering**

The necessary parts can be ordered through your dealership's facing PDC. Please refer to the table below and the Technical Instructions (located on TIS) for part number information.

To ensure that each Toyota Dealer has an adequate supply of service parts to complete customer vehicle repairs based on initial 90L mailing quantities and support repairs on new, pre-owned and TRAC vehicles in dealer inventory, NAPO and CAD have placed Manual Allocation codes on each of the following part numbers. Maximum quantity percentages will be increased as additional mailers are released. NAPO will release dealer orders as shown in the matrix below until further notice.

Floor Surface Modification

Part Number	Description	Dlr QUP	Dlr Max Order Qty	Max Qty released
04009-52106	*Tibia, Pad Kit	1	50	Up to 20% of Dlr UIO
78118-41010	Stopper	10	50	Up to 20% of Dlr UIO

*Upper and Lower Tibia Pad

To support customers that have Genuine Toyota Camry All Weather Floor Mats, Toyota will be replacing the customer's existing driver and passenger side front floor mats using the correct color 2-piece mat set below:

All Weather Floor Mat (AWFM) Replacement

Part Number	Description	Color	Dlr MaxOrder Qty
*PT908-0310W-02	2PC AWFM BLK CAMRY	Black	4
*PT908-0310W-14	2PC AWFM BRN CAMRY	Brown	1

Dealer Maximum Order quantities for these new All Weather Floor Mat part numbers are consistent with our historical sales. Manual Allocation Codes are on these two part numbers and dealer orders will be reviewed and released based on availability and dealer order history.

Any questions, request or concerns regarding the parameters established above should be directed to your regional representative.

*AWFM's replaced under this campaign will be placed on Warranty Parts Recovery.

- To assure the AWFM's are rendered unusable, please cut them prior to return.
- Floor mats that are not returned will result in the claim being debited.
- If a customer has disposed of their older design Toyota genuine AWFM, he/she may receive the replacement AWFM's for the driver and front passenger seating positions upon proof-of-purchase of the original set. Please return a copy of the proof-of-purchase stapled to the repair order in an envelope in lieu of the actual AWFM for warranty parts recovery.

IMPORTANT PARTS ORDERING REMINDER

Effective March 1, 2009, Safety Recall, Service Campaign (SSC/LSC) and Customer Support Program (CSP) parts do not earn Parts Return Credit Accrual and are not returnable under the Monthly Return Program.

It is recommended that you order these parts based on appointments or immediate customer needs using a "Sell One-Buy One" ordering pattern. Please refer to PANT Bulletin 09-12 for additional details.

(Parts Ordering Continued. . .)

In the event the grommet area requires repair, a new repair part is available. Please refer to T-SB-0397-09 for additional information on grommet repair.

Part No.	Part Name	Qty/Unit
58297-50020	Retainer, Floor Clamp	Depending Upon Need


Refer to the Warranty Processor section for customer reimbursement of metallic sports pedal cover. Customers may also call the Customer Experience Center (1-800-331-4331) for additional details on reimbursement consideration.

6. Tools and Equipment and Materials

In early February, 2010, each dealership was provided with a campaign tool kit. This kit included the required accelerator gauge, an orbital sander, a reciprocating saw, and a **Denso** accelerator template.

In a separate shipment scheduled to arrive February 05, 2010, your dealership was sent a CTS accelerator pedal template.

When received, the CTS accelerator template package will have a fluorescent (green, orange, yellow or pink) label like the sample seen below for easy identification.



The additional required tools and equipment are listed in the technical instructions found on TIS.

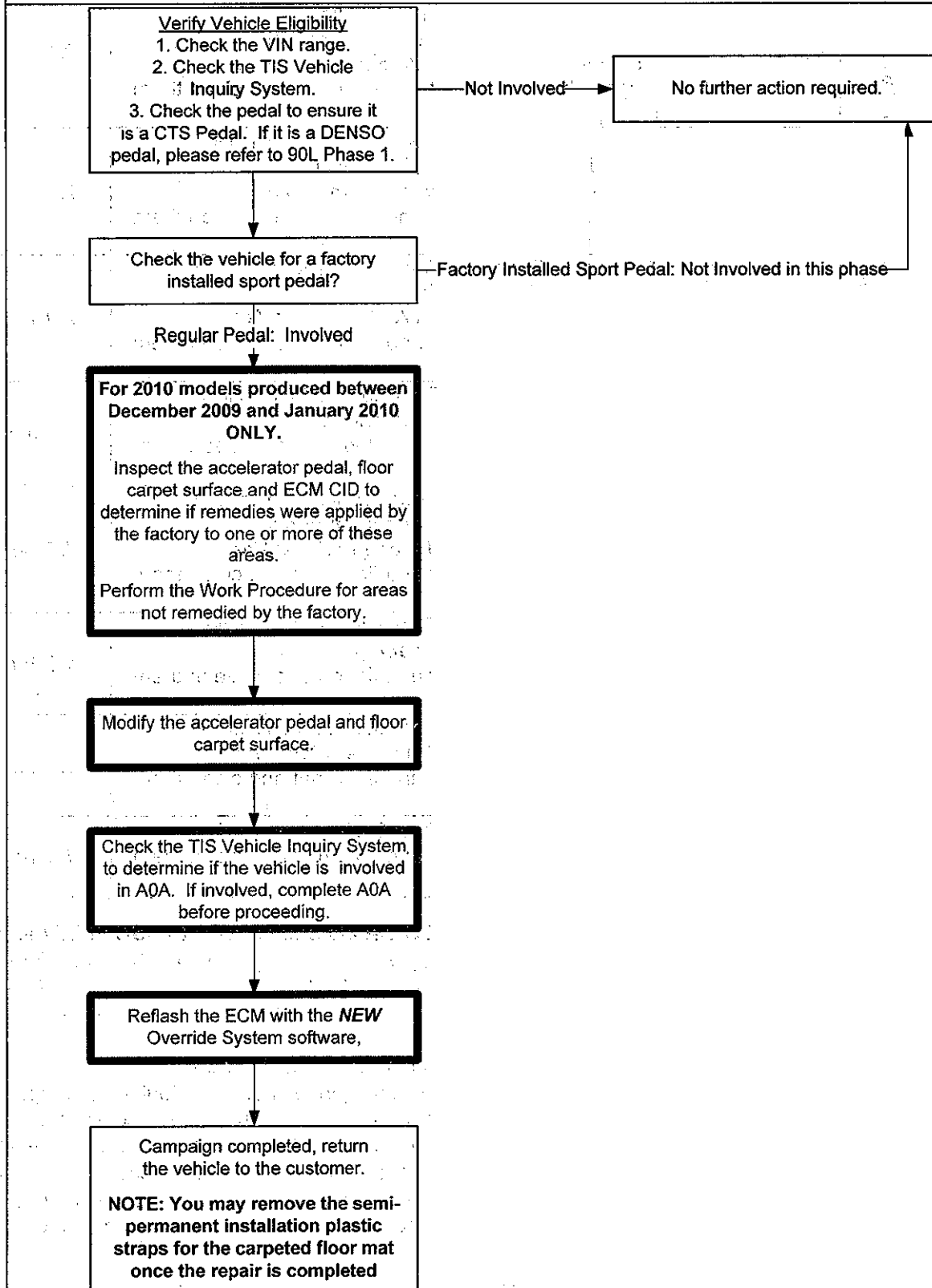
7. Repair Procedures

Refer to TIS for the appropriate Technical Instructions.

NOTE: This campaign supersedes SSC 70F. Claims for SSC 70F will no longer be accepted.

8. Warranty Processor Instructions

Please note the following for this campaign:



(Warranty Processor Instructions Continued. . .)**The operation codes to be used for this campaign are:**

SSC #	Op. Code	Description	Flat Rate Hour
90L Camry <u>Non-Hybrid</u> Vehicles Equipped with CTS Accelerator Pedals*	9911M9	1. Accelerator Pedal and Floor Surface Modification 2. Override System (reflash) installation 3. Remove the sound deadening material 4. Replacement of the All Weather Floor Mat 5. Inspect the front carpet and floor mat and clean them as appropriate.	2.1 hr/vehicle
	9911MA	1. Accelerator Pedal and Floor Surface Modification 2. Override System (reflash) installation 3. Remove the sound deadening material 4. Inspect the front carpet and floor mat and clean them as appropriate.	2.1 hr/vehicle
	9911MB	1. Accelerator Pedal and Floor Surface Modification 2. Override System (reflash) installation 3. Replacement of the All Weather Floor Mat 4. Inspect the front carpet and floor mat and clean them as appropriate.	2.0 hr/vehicle
	9911MC	1. Accelerator Pedal and Floor Surface Modification 2. Override System (reflash) installation 3. Inspect the front carpet and floor mat and clean them as appropriate.	2.0 hr/vehicle
90L Camry <u>Hybrid</u> Vehicles Equipped with CTS Accelerator Pedals	9911MD	1. Accelerator Pedal and Floor Surface Modification 2. Remove the sound deadening material 3. Replacement of the All Weather Floor Mat 4. Inspect the front carpet and floor mat and clean them as appropriate.	1.6 hr/vehicle
	9911ME	1. Accelerator Pedal and Floor Surface Modification 2. Remove the sound deadening material 3. Inspect the front carpet and floor mat and clean them as appropriate.	1.6 hr/vehicle
	9911MF	1. Accelerator Pedal and Floor Surface Modification 2. Replacement of the All Weather Floor Mat 3. Inspect the front carpet and floor mat and clean them as appropriate.	1.5 hr/vehicle
	9911MG	1. Accelerator Pedal and Floor Surface Modification 2. Inspect the front carpet and floor mat and clean them as appropriate.	1.5 hr/vehicle

- **For Op Codes relating to vehicles with DENSO pedals please refer to SSC 90L Phase 1.**
- **The majority of 2007 – 2010 model year Camry vehicles equipped with CTS accelerator pedals are also involved in Safety Recall A0A (Accelerator Pedal Reinforcement Bar Installation). Please verify TIS for vehicle applicability of both campaigns. Please refer to Safety Recall A0A for operation codes and flat rate times.**
- The above flat rate time includes 0.1 hour for administrative cost per unit.
- Additional materials used for repairing each vehicle (i.e., industrial tape, double-stick tape, replacement saw blades (amortized over several repairs), replacement sanding disks (amortized over several repairs), etc.) can be claimed as a sublet type "ZZ" at a rate of \$1.00 per vehicle.
- AWFMs replaced under this campaign will be placed on Warranty Parts Recovery.
- The above flat rate time includes the necessary time to repair the floor carpet grommets on an as needed basis. Please refer to TSB 0397-09. If necessary, please provide replacement floor mat clips to the customer.
- If the vehicle is installed with an accessory accelerator pedal cover, the cost of the accessories accelerator pedal will be reimbursed under the sublet cost column. Utilize sublet type "PC" at a maximum of \$80.00 per vehicle. **(Sublet type "PC" updated 3/19/2010)**

9. Customer Handling

Please consider this campaign a great opportunity to focus on assuring customers that their safety remains Toyota's highest priority. Customers who receive the owner letter may contact your dealership with questions regarding the letter and/or campaign remedy. Please ensure that all customer contact personnel are aware of this campaign and know how to accurately answer customer's questions or how to direct the customer to someone that can. Please welcome them to your dealership and answer any questions that they may have. A Q&A is provided to assure a consistent message is communicated. In addition, please:

- Encourage owners of 2007 through 2010 Camry and Camry Hybrid vehicles who have not yet received the campaign remedy letter to take out any removable driver's floor mat and NOT replace it with any other floor mat until the safety recall (campaign) remedy has been completed on the vehicle.
- If a customer chooses not to remove the floor mat currently installed in his/her vehicle, they must make sure the floor mats are compatible for their model and model year. Also, they need to be sure they are properly secured using the appropriate retention device (clips). Driver's floor mats should never be stacked. Consumers should never place any floor mat (aftermarket or not) on top of another driver's floor mat. Mats should also not be flipped over with the bottom-side up. Information on proper floor mat installation can be found in the January 2010 Sales Hot Sheet and on <http://www.toyota.com/floormats>.
- Assist any customer who asks to verify correct floor mat application and secure installation.
- Advise owners of affected Avalon, Corolla, Highlander, Matrix, Prius, Tacoma, Tundra and Venza vehicles that Toyota is currently developing a campaign remedy. Customers should retain the all weather and/or carpeted driver's floor mat until the campaign remedy is available.
- Some of the Camry vehicles subject to SSC 90L Phase 2 (Potential Floor Mat Interference with Accelerator Pedal) are also subject to SSC A0A (Accelerator Pedal Reinforcement Bar) and/or LSC 90K (VVT-i Oil Hose Replacement). It is important that your dealership perform all applicable SSC/LSC repairs in a single service visit and correctly submit the associated warranty claims.
- Customers with additional questions or concerns are asked to please contact the Toyota Customer Experience Center (1-888-270-9371).
- If an owner has previously paid for their vehicle's accelerator pedal and/or floor surface to be modified to address this specific condition, they are requested to mail a copy of the repair order, proof-of-payment, and proof-of-ownership to the following address for reimbursement consideration

Toyota Motor Sales, U.S.A., Inc
Toyota Customer Experience Center, WC10
19001 South Western Avenue
Torrance, CA 90509

(Customer Handling Continued. . .)

Although Toyota is making every effort to replace the Toyota Genuine All Weather Floor Mats (AWFMs) with newly designed ones in the vehicles covered by the 90L Safety Recall, some customers may decide to retain their original Toyota AWFMs. In these cases, we request that the following verbiage be written in the Repair Order and signed by the customer:

To Be Signed by Customers Who Decline to Have an All Weather Floor Mat Replaced Under Safety Recall 90L

The owner of a [MODEL YEAR, MAKE, MODEL], VIN _____, which is covered by Safety Recall 90L, has declined to have the All-Weather Floor Mat (AWFM) in his or her vehicle replaced as a part of the Safety Recall remedy. The customer has been advised that the new AWFM will reduce the risk of accelerator pedal entrapment. The customer understands and accepts this and agrees to not hold [DEALER], Toyota Motor Sales, or any other Toyota company responsible in the event that the current AWFM interferes with the accelerator pedal.

The customer also understands and accepts that it will be his or her responsibility to advise and inform any other potential driver or future owner of this vehicle that the AWFM has not been replaced as part of this recall.

Customer's Name (Printed): _____

Customer's Signature: _____

Date: _____

What if a customer does not want Safety Recall 90L performed?

Although Toyota is making every effort to quickly remedy all vehicles covered by Safety Recall 90L, in rare cases customers may decline the remedy. In these cases, we request you work with the customer following these steps:

1. Determine why the customer has declined the Safety Recall 90L remedy. Utilize the Safety Recall 90L Q&A and ASM Job Aid to educate the customer on the remedy as necessary.
2. Remind the customer (as stated in the Owner's Letter) that if they are not satisfied with the modification of the accelerator pedal after it is completed, a replacement accelerator pedal will be offered.
3. **Immediately** contact your Field Technical Specialist (FTS) for further instructions.

Service Department:

Since some customers may have misconceptions in relation to this campaign, a Job Aid has been provided. Please use this document when answering customer questions and explaining the appearance of the modified accelerator pedal. Two key elements of customer satisfaction and retention are to ensure you have time during the reception and write-up process to accurately address all of the customer's questions and concerns. Next, and most important, is a quality service delivery.

Make sure your delivery process includes:

- Assemble the paperwork and store it in a location that is easy to access
- The customer keys are organized and stored in a secure location
- Staffing allows you to have extra time to review the details of repairs
- Review the work completed
 - Pedal modification
 - Floor surface modification
 - Override system installation
- Review any approved customer pay maintenance or repair work performed outside the scope of the recall

(Service Department continued...)

- Review the "Customer Health Check" that was performed on their vehicle. Review any multipoint inspection that was performed with the customer's approval.
- Present and explain the "Toyota Owner Card" to the customer.
- Review proper floor mat installation utilizing the January 2010 Sales Hot Sheet.
- Ask the customer if they have any questions or concerns. If necessary, direct them to the Toyota Customer Experience Center or <http://www.toyota.com/floormats>
- Offer to set the next appointment for scheduled maintenance for customer.
- Request the customer's vehicle to be staged for delivery.
- Provide the keys to the customer and thank them for their business.



To ensure owners retain the newly designed language regarding steps to be taken in the event they experience accelerator interference, please encourage the customer to place their owner letter in the vehicle's owner's manual. If the customer no longer has their letter, please print the attached sample copy and provide it to them.

Note: For dealerships that retain a copy of the customer's owner letter with the repair order, please make a photocopy and return the original to the owner.

Sales Department:

- Please refer to the Toyota Hot Sheet when answering questions and communicating floor mat installation and maintenance. Customers with other questions should be directed to a knowledgeable person in the service department.

10. Accessory Metallic Sports Pedal Cover

If a vehicle is equipped with an accessory metallic sports pedal **cover**, the cover will need to be removed to complete the accelerator pedal modification. Once the remedy is complete, due to the nature of the repair, the accessory metallic sports pedal cover **can not** be reinstalled.

If the customer requests that the accessory metallic sports pedal covers be removed from the brake and clutch pedal (were applicable) please utilize the following part numbers when reinstalling the factory **brake** and **clutch** pedal covers.

Part No.	Part Name	Qty/Unit
47121-50020	Camry Brake Pedal Pad Auto Transmission	Depending Upon Need
31321-52010	Camry Brake / Clutch Pedal Pad Manual Transmission	Depending Upon Need

Please review this entire package with your Service and Parts staff to familiarize them with the proper step-by-step procedures required to implement this Special Service Campaign.

Thank you for your cooperation.
TOYOTA MOTOR SALES, U.S.A., INC.

**Certain 2007 through 2010 Model Year Camry Vehicles
Potential Floor Mat Interference with Accelerator Pedal
Safety Recall Campaign**

Please make an appointment with your local Toyota Dealer to have this important remedy completed.

[VIN]

Dear Toyota Owner:

This notice is being sent to you in accordance with the requirements of the National Traffic and Motor Vehicle Safety Act. Toyota has decided that a defect which relates to motor vehicle safety exists in certain 2007 through certain 2010 model year Camry vehicles.

What is the Condition?

- As we notified you earlier this past fall, the defect is the potential for an unsecured or incompatible driver's floor mat to interfere with the accelerator pedal and cause it to get stuck in the wide open position. A stuck open accelerator pedal may result in very high vehicle speeds and make it difficult to stop the vehicle, which could cause a crash, serious injury or death. Toyota has determined that this defect does not exist in vehicles in which the driver side floor mat is compatible with the vehicle and properly secured.

What will Toyota do?

- To make it less likely that an unsecured or incompatible driver's floor mat can interfere with the accelerator pedal on your vehicle, any Toyota dealer will remedy your vehicle at **NO CHARGE** to you. The remedy will entail modification to both the accelerator pedal and the floor surface in the driver's foot-well.
- If your vehicle is equipped with a set of optional genuine Toyota All Weather Floor Mats (AWFM), it will be inspected to determine if the AWFM set is of an older design. If it is, the older design AWFM's for the driver and the front seat passenger will be replaced with newly designed ones at **NO CHARGE** to you.
- Before the vehicle is returned to you, Toyota will inspect the driver's carpet and will clean it if necessary at **NO CHARGE** to you.

As an additional measure independent of the vehicle-based recall remedy, Toyota will install a newly designed override system in your vehicle to provide an extra measure of confidence. This system will cut engine power in case of simultaneous application of both accelerator and brake pedals at certain speeds and driving conditions. This installation will also be conducted at **NO CHARGE** to you.

What should you do?

This is an important Safety Recall

Please contact your authorized Toyota dealer to make appointment to have these important remedies performed on your vehicle as soon as possible.

The remedy will take approximately two hours. However, depending upon the dealer's work schedule, it may be necessary to make your vehicle available for a longer period of time.

Until these important remedies are completed, we request that you take out **any removable** driver's floor mat, place it in the trunk, and NOT replace it with any other floor mat until the campaign remedy has been implemented on your vehicle. ***If you have an optional genuine Toyota All Weather Floor Mat, please bring it to the dealership at the time of your remedy.***

In the event you choose not to take out your removable floor mat, Toyota strongly recommends that you ensure that the correct floor mat is being used, that it is properly installed and secured, that it is not flipped over with the bottom-side up, and that one floor mat is not stacked over another. Please visit <http://www.toyota.com/floormats> for additional information.

What should you do if you experience accelerator pedal interference?

Should the vehicle continue to accelerate rapidly after releasing the accelerator pedal, this could be an indication of floor mat interference. If this occurs, Toyota recommends you take the following actions:

First, if it is possible and safe to do so, pull back the floor mat and dislodge it from the accelerator pedal; then pull over and stop the vehicle.

If the floor mat cannot be dislodged, then firmly and steadily step on the brake pedal with both feet. Do NOT pump the brake pedal repeatedly as this will increase the effort required to slow the vehicle.

Shift the transmission gear selector to the Neutral (N) position and use the brakes to make a controlled stop at the side of the road and turn off the engine.

If unable to put the vehicle in Neutral, turn the engine OFF, or to ACC. This will not cause loss of steering or braking control, but the power assist to these systems will be lost.

-If the vehicle is equipped with an Engine Start/Stop button, firmly and steadily push the button for at least three seconds to turn off the engine. Do NOT tap the Engine Start/Stop button.

-If the vehicle is equipped with a conventional key-ignition, turn the ignition key to the ACC position to turn off the engine. Do NOT remove the key from the ignition as this will lock the steering wheel.

What if you have other questions?

Please visit <http://www.toyota.com/floormats> for further information. Your local Toyota dealer will be more than happy to answer any of your questions as well. If you require further assistance, you may contact the **Toyota Customer Experience Center at 1-888-270-9371** Monday through Friday, 8:00 am to 6:00 pm, or Saturday 7:00 am through 4:00 pm Pacific Standard Time. Your satisfaction is extremely important to us. In the event you are not satisfied with the modification of your accelerator pedal after it is completed, a replacement accelerator pedal will be offered beginning around April 2010. Customers who have had the remedy completed will have the opportunity to receive a new pedal at no charge if desired.

If you believe that the dealer or Toyota has failed or is unable to remedy the defect within a reasonable time, you may submit a complaint to the Administrator, National Highway Traffic Safety Administration, 1200 New Jersey Avenue, S.E., Washington, D.C. 20590; or call the toll-free Vehicle Safety Hotline at 1-888-327-4236 (TTY: 1-800-424-9153) or go to <http://www.safercar.gov>.

What if you have previously paid for your vehicle's accelerator pedal or floor surface to be modified to address the same condition described above?

If you have previously paid for your vehicle's accelerator pedal or floor surface to be modified to address the same condition described above, please mail a copy of your repair order, proof-of-payment, and proof-of-ownership to the following address for reimbursement consideration:

Toyota Motor Sales, U.S.A., Inc
Toyota Customer Experience, WC10
19001 South Western Avenue
Torrance, CA 90509

If you are a vehicle lessor, Federal law requires that any vehicle lessor receiving this recall notice must forward a copy of this notice to the vehicle lessee within ten days of your receipt of this letter.

We have sent this notice in the interest of your continued satisfaction with our products.

Thank you for driving a Toyota.

Sincerely,

TOYOTA MOTOR SALES, U.S.A., INC.



Safety Recall 90L - Phase 2

Certain 2007 – 2010 Model Year Toyota Camry & 22, 2009 Model Year Camry Hybrid Vehicles

Potential Floor Mat Interference with Accelerator Pedal Q&A

February, 2010

Q1: What is the condition?

A1: As communicated last Fall, the defect is the potential for an unsecured or incompatible driver's floor mat to interfere with the accelerator pedal and cause it to get stuck in the wide open position. A stuck open accelerator pedal may result in very high vehicle speeds and make it difficult to stop the vehicle, which could cause a crash, serious injury or death. ***Toyota has determined that this defect does not exist in vehicles in which the driver side floor mat is compatible with the vehicle and properly secured.***

Note: This phase will include Camry vehicles equipped with accelerator pedals which are involved in Safety Recall A0A. Please refer to TIS for vehicle eligibility and additional information.

Q2: What is Toyota going to do for vehicles affected by Safety Recall 90L Phase 2?

A2: To make it less likely that an unsecured or incompatible driver's floor mat can interfere with the accelerator pedal, any authorized Toyota dealer will modify both the rigid plastic accelerator pedal and the floor surface in the driver's foot-well.

If the vehicle is equipped with a set of optional genuine Toyota All Weather Floor Mats (AWFM), they will be inspected to determine if the AWFM set is of an older design. If it is, the older design AWFM's for the driver and the front seat passenger positions will be replaced with newly designed AWFM's.

As an additional measure independent of the vehicle-based recall remedy, Toyota will install a newly designed override system on Camry vehicles to provide an extra measure of confidence. This system will cut engine power in case of simultaneous application of both accelerator and brake pedals at certain speeds and driving conditions.

While this Safety Recall is performed on your vehicle, we will also verify if your vehicle is eligible for other Safety Recalls and Service Campaigns. We will make every effort to assure all applicable remedies are performed during your service appointment.

Q2a: Why aren't all Camry vehicles involved in phase 1 and phase 2 of this Safety Recall?

A2a: Camry vehicles equipped with a factory metallic sports pedal will be launched in a separate phase. Toyota is currently developing the remedy for this type of pedal.

Q2b: When will Toyota launch this Safety Recall for the remaining vehicles that also require the reinforcement bar?

A2b: The exact launching timing for the recall has not yet been determined, although Toyota hopes to do so shortly. Additional information will be released as it becomes available.

Q3: Why are vehicles with factory installed metallic accelerator pedals ("sports pedal") not included in phase 1 or phase 2 of this campaign?

A3: Toyota is currently developing the remedy for Camry vehicles equipped with a factory installed metallic sports pedal. We will notify involved vehicle owners as soon as the remedy is available.

Q3a: What if a vehicle is equipped with a metallic sports pedal cover? Will the repair be performed on my vehicle?

A3a: Toyota will need to remove the metallic sports pedal cover. Once the remedy is completed, due to the nature of the repair, we will not be able to reinstall the sports pedal cover. Please contact the Customer Experience Center (1-800-331-4331) for additional details and reimbursement consideration.

Q4: Can you provide me with additional information regarding the override system?

A4: As an additional measure independent of the vehicle-based recall remedy, Toyota will install a newly designed override system on the Toyota Camry to provide an extra measure of confidence. This system will cut engine power in case of simultaneous application of both accelerator and brake pedals at certain speeds and driving conditions. The Camry Hybrid*, as well as other hybrid vehicles such as the Prius, already contains a fuel supply cut feature for Hybrid motor protection that achieves a similar result as the override system newly designed for the non-hybrid models.

Q4a: Why isn't Toyota installing the override system on Camry Hybrid* vehicles as a part of this remedy?

A4a: The Camry Hybrid* already contains a fuel supply cut feature for Hybrid motor protection that achieves a similar result as the override system newly designed for the non-hybrid models.

**Only 22 Camry Hybrid vehicles are involved in Phase 2 of this Safety Recall. The remaining Camry Hybrid vehicles are involved in Phase 1.*

Q5: What should owners do until they have the recall remedy performed?

A5: Toyota has determined that the pedal entrapment can only occur in vehicles where the driver's side floor mat is not compatible with the vehicle and/or not properly secured.

To help reduce the risk of incorrect floor mat installation and/or application, we request that customers take out any **removable** driver's floor mat and NOT replace it with any other floor mat until the safety recall (campaign) remedy has been completed on the vehicle. After the campaign remedy has been completed, only floor mats designed specifically for the vehicle and which are properly secured should be installed on the driver's floor.

Q6: What if a customer chooses not to remove the floor mat currently installed in his/her vehicle, but would like to verify the installation and applicability?

A6: To help reduce the risk of incorrect floor mat installation and/or application, we request that customers take out any **removable** driver's floor mat and NOT replace it with any other floor mat until the safety recall (campaign) remedy has been completed on the vehicle. If the customer chooses not to take out the floor mat, please direct the customer to his/her local Toyota dealership's Parts or Service Department to verify whether the Toyota floor mat is designed specifically for the vehicle and to ensure that it is correctly installed. The floor mat should be removed before driving to the dealership. The dealership will ensure that the vehicle is equipped with the proper floor mat and that it is properly installed. After the campaign remedy has been completed, only floor mats designed specifically for the vehicle and which are properly secured should be installed on the driver's floor.

Q6a: What if a customer disposed of his/her Toyota genuine All Weather Floor Mat (AWFM)? Will he/she still receive a newly designed one?

A6a: If a customer has disposed of an older design Toyota genuine All Weather Floor Mat (AWFM), he/she may receive the replacement AWFM's for the driver and front passenger seating positions upon proof-of-purchase of the original set.

Q7: What if a floor mat is an aftermarket rubberized floor mat?

A7: Driver's floor mat interference is possible if the floor mat is incompatible or incorrectly installed. Therefore, consumers need to make sure the floor mats are compatible for his/her model and model year. Also, they need to be sure they are properly secured using the appropriate retention device (clips). Driver's floor mats should never be stacked. Consumers should never place any floor mat – aftermarket or not on top of another driver's floor mat. Floor mats should also not be flipped over with the bottom-side up.

Q7a: When will Toyota genuine All Weather Floor Mats (AWFM) be available for purchase?

A7a: The newly designed Toyota genuine All Weather Floor Mats (AWFM) will become available for purchase again in a few months. Please check with your Toyota dealership regularly for specific availability dates.

Q8: What if a driver experiences accelerator pedal interference. What should they do?

A8: Should the vehicle continue to accelerate rapidly after releasing the accelerator pedal, this could be an indication of floor mat interference. If this occurs, Toyota recommends the driver take the following actions:

- First, if it is possible and safe to do so, pull-back the floor mat and dislodge it from the accelerator pedal; then pull over and stop the vehicle.
- If the floor mat cannot be dislodged, then firmly and steadily step on the brake pedal with both feet. Do not pump the brake pedal repeatedly as this will increase the effort required to slow the vehicle.
- Shift the transmission gear selector to the Neutral (N) position and use the brakes to make a controlled stop at the side of the road and turn off the engine.
- If unable to put the vehicle in Neutral, turn the engine OFF. This will not cause loss of steering or braking control, but the power assist to these systems will be lost.
 - If the vehicle is equipped with an Engine Start/Stop button, firmly and steadily push the button for at least three seconds to turn off the engine. Do NOT tap the Engine Start/Stop button.
 - If the vehicle is equipped with a conventional key-ignition, turn the ignition key to the ACC position to turn off the engine. Do NOT remove the key from the ignition as this will lock the steering wheel.

Q9: Are there any other Toyota or Lexus vehicles involved?

A9: As outlined in the Consumer Advisory issued by NHTSA and Toyota, the following vehicles are involved:

Lexus

2007 – 2010 ES

2006 – 2010 IS

Toyota

2005 – 2010 Avalon

2009 - 2010 Corolla

2007 – 2010 Camry & Camry Hybrid

2009 - 2010 Matrix

2004 – 2009 Prius

2009 - 2010 Venza

2005 – 2010 Tacoma

2008 - 2010 Highlander & Highlander Hybrid

2007 – 2010 Tundra

Q9a: Will the other Toyota and Lexus vehicles listed in the Consumer Advisory receive the same safety recall remedy?

A9a: We are currently in the process of developing the remedies for the remaining vehicles. We will notify owners as soon as the remedy for their vehicle is available.

Q9b: When will the remedy for the remaining vehicles be completed?

A9b: We are currently in the process of developing the remedies for the remaining models, including Camrys equipped with a factory installed metallic sports pedal. We anticipate it will take several months to develop all of those remedies.

Q9c: What should customers do if his/her vehicle is involved in this phase of the Safety Recall, but they haven't received his/her owner letter?

A9c: Toyota will begin mailing Safety Recall Notices by first class mail to certain '07 - '10 Camry owners starting in early February, 2010. The owner letters will be spread over several months consistent with parts supply and repair capacity. We ask customers for their patience as we mail the letters.

Until these important remedies are completed, to help reduce the risk of incorrect floor mat installation and/or application, we request that customers take out any **removable** driver's floor mat and NOT replace it with any other floor mat until the safety recall (campaign) remedy has been completed on the vehicle. After the campaign remedy has been completed, only floor mats designed specifically for the vehicle and which are properly secured should be installed on the driver's floor.

In the event a customer chooses not to take out the removable floor mat, Toyota strongly recommends that the customer ensure that the correct floor mat is being used, that it is properly installed and secured, that it is not flipped over with the bottom-side up, and that one floor mat is not stacked over another. Please visit <http://www.toyota.com/floormats> for additional information.

Q9d: Do customers need the owner letter to set-up an appointment with his/her Toyota dealership?

A9d: If the safety recall remedy has been launched for the specific model and accelerator pedal, customers will not need the owner letter to set up an appointment with his/her Toyota dealership.

Q10: What if an owner has additional questions or concerns?

A10: Owners with questions or concerns are asked to please contact the Toyota Customer Experience Center at 1-888-270-9371 Monday through Friday, 5:00 am to 6:00 pm, or Saturday 7:00 am through 4:00 pm Pacific Standard Time. They may also consult the information posted at <http://www.toyota.com/floormats>.

Q10a: What if an owner has previously paid for repairs to modify the vehicle's accelerator pedal and/or floor surface to address this condition?

A10a: Owners that have previously paid for their vehicle's accelerator pedal and/or floor surface to be modified to address this specific condition are requested to mail a copy of the repair order, proof-of-payment, and proof-of-ownership to the following address for reimbursement consideration

Toyota Motor Sales, U.S.A., Inc
Toyota Customer Experience Center, WC10
19001 South Western Avenue
Torrance, CA 90509

Q10b: What if an owner has experienced unintended acceleration and his/her vehicle is not involved in either of these safety recalls?

A10b: If an owner of a Toyota vehicle that is not covered by these recalls believes that he/she has experienced unintended acceleration with their vehicle, they are requested to immediately contact an authorized Toyota dealer. The Toyota dealer will evaluate the consumer's complaint.

Q10c: Why aren't other models included in this safety recall?

A10c: Other models are not involved in this safety recall. Toyota does not have reason to believe that the vehicle's accelerator pedal or floor is configured in a way that creates an unreasonable risk of pedal entrapment. Nevertheless, there is a risk of accelerator pedal entrapment in any vehicle if inappropriate or unsecured floor mats are in use. Please check the driver's side floor area and remove any improperly installed floor mat. Never use an all weather floor mat on top of a removable carpeted mat, never install an all weather floor mat upside down, and never use an all weather floor mat that is incompatible with your vehicle.

Note: Please reference the specific Q&A for models requiring the reinforcement bar (included in the separate Safety Recall).

Q11: Will a rental (TRAC) vehicle be made available for customers by Toyota for this Safety Recall?

A11: The safety recall remedy will take approximately two hours to complete. Therefore a rental vehicle will not be provided.

Q12: What will the modified accelerator pedal look like?

A12: The accelerator pedal will be modified to slightly decrease the overall foot pad and pedal arm length. Any local Toyota dealer will be more than happy to go over the entire repair with the customer. We ask that they make an appointment as soon as possible.

Q12a: What if a customer is not satisfied with the appearance of the modified accelerator pedal?

A12a: The change in appearance to the pedal is not noticeable once it is installed in a vehicle. However, in the event a customer is not satisfied, a replacement accelerator pedal will be offered beginning around April, 2010. Customers who have had the remedy completed will have the opportunity to receive a replacement pedal at no charge if desired.

Q12b: Can I wait to have the accelerator pedal replaced with a newly designed one rather than have my current accelerator pedal modified?

A12b: Customer safety is important to Toyota. We ask that customers have the pedal modified as soon as possible to make the vehicle more resistant to an unsecured or incompatible driver's floor mat interfering with the accelerator pedal. Once a newly designed accelerator pedal is available, if the customer is not satisfied with the appearance of the modified pedal, they may request the pedal to be replaced.

Q12c: Will Toyota send another owner letter when the newly designed accelerator pedal becomes available?

A12c: There will not be another owner letter sent when the newly designed accelerator pedal is available. If customers are not satisfied with the appearance of the modified accelerator pedal, we ask that they check with his/her dealership in a few months and to see if the newly designed pedal is available.

Q13: Will Toyota clean the vehicle carpet for those owners that followed the Consumer Safety Advisory and removed his/her floor mats?

A13: Your local Toyota dealership will inspect and clean the driver's carpet and floor mat as appropriate.