

# ***SERVICE PROCEDURE***

**G-09503  
JUNE 2009**

**SUBJECT: SAFETY RECALL (U.S.)  
CAB FEED BATTERY CABLE on certain 5500, 5600,  
and 5900 models built 1/7/07 thru 5/15/08 and  
equipped with feature code 008875 sealed battery  
cables.**

## **DEFECT DESCRIPTION**

The plastic cover that seals the terminal of the cab feed battery cable may prevent proper electrical contact with the fuse or battery terminal post resulting in an open or unprotected circuit. An open circuit may result in sudden loss of cab power or engine shut down. An unprotected circuit may cause a fire in the event of a short circuit. Loss of cab power or risk of fire has the potential to cause property damage, personal injury, or death.

## **MODELS INVOLVED**

This Safety Recall involves certain 5500, 5600, and 5900 models built 1/7/07 thru 5/15/08 and equipped with feature code 008875 sealed battery cables.

## **PARTS INFORMATION**

There are no parts required for this repair.


## **SERVICE PROCEDURE**

**WARNING! PARK VEHICLE ON HARD FLAT SURFACE, TURN THE ENGINE OFF, SET THE PARKING BRAKE AND BLOCK THE WHEELS TO PREVENT THE VEHICLE FROM MOVING IN BOTH DIRECTIONS. FAILURE TO DO SO MAY RESULT IN PROPERTY DAMAGE, PERSONAL INJURY AND/OR DEATH.**


**WARNING! ALWAYS WEAR SAFE EYE PROTECTION WHEN PERFORMING VEHICLE MAINTENANCE. FAILURE TO DO SO MAY RESULT IN SERIOUS EYE INJURY.**

**WARNING! KEEP FLAMES OR SPARKS AWAY FROM VEHICLE AND DO NOT SMOKE WHILE SERVICING THE VEHICLE'S BATTERIES. BATTERIES EXPEL EXPLOSIVE GASES. FAILURE TO DO SO MAY RESULT IN PROPERTY DAMAGE, PERSONAL INJURY, AND/OR DEATH.**

1. Remove the battery box cover.
2. Disconnect the battery ground connection.
3. Disconnect the cab feed battery cable at the battery. The cab feed battery cable runs from the battery box to a junction stud on the lower, front, driver's side cab, under the hood. This cable will have a sealed battery cable terminal at the battery and be mounted to a block fuse on a battery terminal post bracket.



4. Cut and remove the end of the plastic cover of the sealed battery cable terminal. Enough of the cover should be removed to allow the block fuse to seat fully on the cable terminal. Retain the insulator nut. Discard the plastic end.



Discard Plastic End

Retain Insulator Nut

Cut back far enough for block fuse to fully seat on terminal.

5. Visually inspect the block fuse to verify that it has not failed. Replace if necessary.
6. Install the cable feed battery cable terminal on the battery terminal post.
7. Connect the battery ground connection.
8. Install the battery box cover.
9. Verify that there is power in the cab and that the engine cranks.

## END OF SERVICE PROCEDURE

### LABOR INFORMATION

Operation Number	Description	Time
A40-09503-1	MODIFY CABLE TERMINAL	0.4

## **CAMPAIGN IDENTIFICATION LABEL**

Each vehicle corrected in accordance with this campaign must be marked with a CTS-1075 Campaign Identification Label.

Complete the label and attach on a clean surface next to the vehicle identification number (VIN) plate.

DO NOT REMOVE  
INTERNATIONAL  
Campaign No.  
VIN  
Eng.#  
COMPLETED  
Service Location Code #  
DO NOT REMOVE

## **ADMINISTRATIVE/DEALER RESPONSIBILITIES**

### **UNITED STATES AND POSSESSIONS**

The National Traffic and Motor Vehicle Safety Act, as amended, provides that each vehicle that is subject to a vehicle recall campaign must be adequately repaired within a reasonable time after the owner has tendered it for repair. A failure to adequately repair within 60 days after a tender of a vehicle is prima facie evidence of failure to repair within a reasonable time. If the condition is not adequately repaired within 60 days, the owner may be entitled to replacement with an identical or reasonable equivalent vehicle at no charge, or to a refund of the purchase price less a reasonable allowance for depreciation.

Dealers must correct all vehicles subject to this campaign at no charge to the owner, regardless of mileage, age of vehicle, or ownership, from this time forward.

Dealers should proceed immediately to make necessary correction to units in inventory. All inventory vehicles subject to this recall campaign must be corrected prior to sale, transfer or delivery. If vehicles have been sold or transferred and you are in receipt of Customer Notification Letters and Authorization for Recall Service cards for those vehicles, the transfer location or customer must be notified immediately from your dealer location.

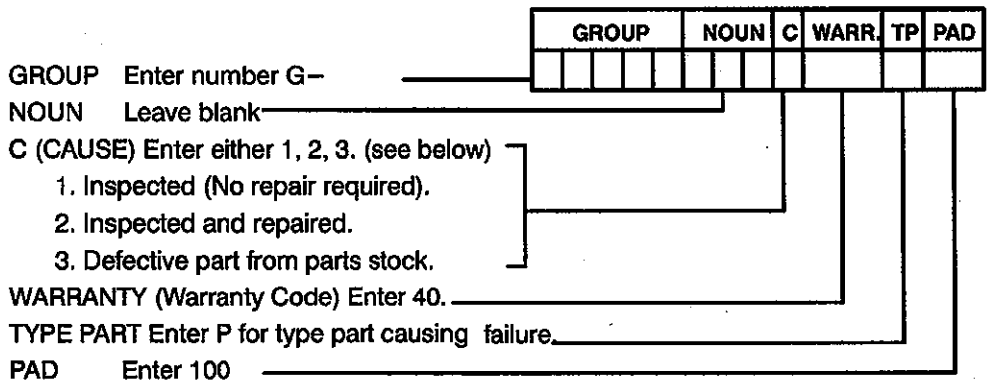
Dealers must make every effort to promptly schedule an appointment with each owner to repair his or her vehicle as soon as possible. However, consistent with the customer notification, dealers are expected to complete the repairs on the mutually agreed upon service date.

Dealers involved in the recall process will be furnished a listing of owner names and addresses to enable them to follow up with owners and have the vehicles corrected. Use of this listing must be limited to this campaign because the list may contain information obtained from state motor vehicle registration records and the use of such motor vehicle registration data for purposes other than this campaign is a violation of law in several states.

**WARRANTY CLAIMS**

Refer to Dealer Warranty Manual for procedures to conduct Recall Campaigns.

It is important that the Recall Coding be completed properly to assist in processing the warranty claim. Complete instructions will be found in the Warranty Manual, Section 7-1. Special attention should be given to Items 39 through 44:



**EXPORT**

Export Distributors should proceed immediately to make necessary correction to units in inventory. All inventory vehicles subject to this recall campaign must be corrected prior to sale, transfer or delivery. If vehicles have been sold or transferred and you are in receipt of Customer Notification Letters and Authorization for Recall Service cards for those vehicles, the transfer location or customer must be notified immediately from your distributor location.

Export Distributors are to submit warranty claims in the usual manner making reference to this recall number.

Export Distributors are expected to provide full cooperation and follow-up with respect to this important subject matter. If you have any questions or need further assistance, please contact the Regional Service Manager at your regional office.

**NAVISTAR, INC**