

BENTLEY BULLETIN # 09-026
To: Parts & Service
From: Fixed Operations
Subject: Recall Campaign - Rear Seat Belt Guide Bracket - RE09/01



BENTLEY

February 18, 2009

This letter is to initiate a recall campaign to replace the centre rear seat belt upper guide bracket fitted to Continental Flying Spur and Flying Spur Speed models when specified with the option of a full width rear seat incorporating adjustable outer seats. These cars were manufactured between May and September 2008.

Attached is a Bentley Bulletin (09-01-08-01) detailing the repair procedures that must be followed. Whilst your technicians may consider themselves familiar with this operation, it is important that the exact procedure is followed. The text below is to give you information as to why this recall is being initiated and to provide you with the appropriate administrative details.

On the vehicles affected, there is the potential for the centre rear seat belt upper guide bracket to distort in the event of a frontal impact. This distortion could result in the centre rear seat occupant travelling further forwards than the design intends. This occurrence has not been witnessed by or reported to Bentley Motors Limited, neither is Bentley otherwise aware of any accidents or injuries related to this matter.

This defect will be rectified by fitting a new centre rear seat belt upper guide bracket which has been re-designed to eliminate the possibility of distortion.

You may have vehicles affected in stock or in the hands of owners. A complete list of those cars, which we believe are your responsibility based upon stock and service records, is attached. Please verify this list as a first step and inform the writer of any changes.

Owners of affected cars will be notified in writing on or about 20th February (please see attached draft customer letter).

It is not necessary to contact us for an authorisation number. We will take our records from your warranty claim which must be generated and submitted immediately upon completion of the work. You are reminded that claims for recalls cannot contain any other warranty repairs. The warranty code and repair time are quoted within the Bulletin.

Any parts required, which are listed in the Technical Bulletin, will need to be ordered by you according to your vehicle parc. We have parts available from stock and will reimburse according to usual warranty claim procedures.

It is to our mutual advantage that this recall campaign proceeds as smoothly as possible. Should you have any questions or queries concerning this recall, please contact your Area Service Manager or myself.

Yours sincerely

Stephen Worrall
Fixed Operations Manager



09-01-08-01

Centre rear seat belt guide bracket – optional full width rear seat incorporating adjustable outer seats – under specified guide bracket – RE09/01

Applicability: Continental Flying Spur & Continental Flying Spur Speed – see attached VIN list

Market Region: UK, Europe, Japan, USA & Middle East

Introduction:

The centre rear seat belt upper guide bracket fitted to Continental Flying Spur and Flying Spur Speed when specified with an optional full width rear seat incorporating adjustable outer seats has been found to be under specified.

Description:

The specification has been corrected and a new, stronger bracket produced. All the applicable vehicles require the original bracket removing and the new bracket (part number 3W5857859B) fitted.

Procedure:

1. Remove the rear seat cushion (Refer to ASSIST BIN 0885)
2. Referencing Figure 1, remove the lower seat belt anchor fixing (1)
3. Remove the rear seat squab (Refer to ASSIST BIN 0885)
4. On the leather trimmed seat belt tower adjacent to the parcel shelf, pull forward and disengage the escutcheon finisher that the seat belt slides through, pull the belt aside (2) to expose the single plastic fir tree fastener (3) remove the fastener using a suitable tool. Then firmly pull up in the trimmed seat belt tower in the direction of the arrows (1) (there are two downward facing metal clips that retain the trimmed seat belt tower to the seat belt bracket)
5. Remove the two bolts (4) securing the seat belt upper guide bracket to the body (see Figure 3)
6. Release the seat belt upper guide bracket from the parcel shelf, then whilst feeding the seat belt webbing out of the bracket remove the bracket. **Note:** Do not allow the seat belt webbing to retract below the level of the parcel shelf this will avoid having to remove the boot trim to retrieve the webbing from the inertia reel.



09-01-08-01

Centre rear seat belt guide bracket – optional full width rear seat incorporating adjustable outer seats – under specified guide bracket – RE09/01

7. Feed the seat belt webbing through the new bracket (part number 3W5857859B) before positioning and engaging the bracket onto the rear parcel shelf (see Figure 4)
8. Torque tighten the two seat belt upper guide bracket mounting bolts. Torque 7/16 UNF bolt to 40Nm
9. Fully extend and retract the webbing to ensure it is not twisted
10. Refit the escutcheon finisher prior to refitting the cover and trimmed tower cover
11. Refit the rear seat squab (Refer to ASSIST BIN 0885)
12. Referencing Figure 1, refit the lower seat belt anchor fixing. Torque 7/16 UNF bolt to 40Nm
13. Refit the rear seat cushion (Refer to ASSIST BIN 0885)
14. Apply a white paint completion spot to the vehicle body adjacent to the main system battery (see Figure 5)



09-01-08-01

Centre rear seat belt guide bracket – optional full width rear seat incorporating adjustable outer seats – under specified guide bracket – RE09/01

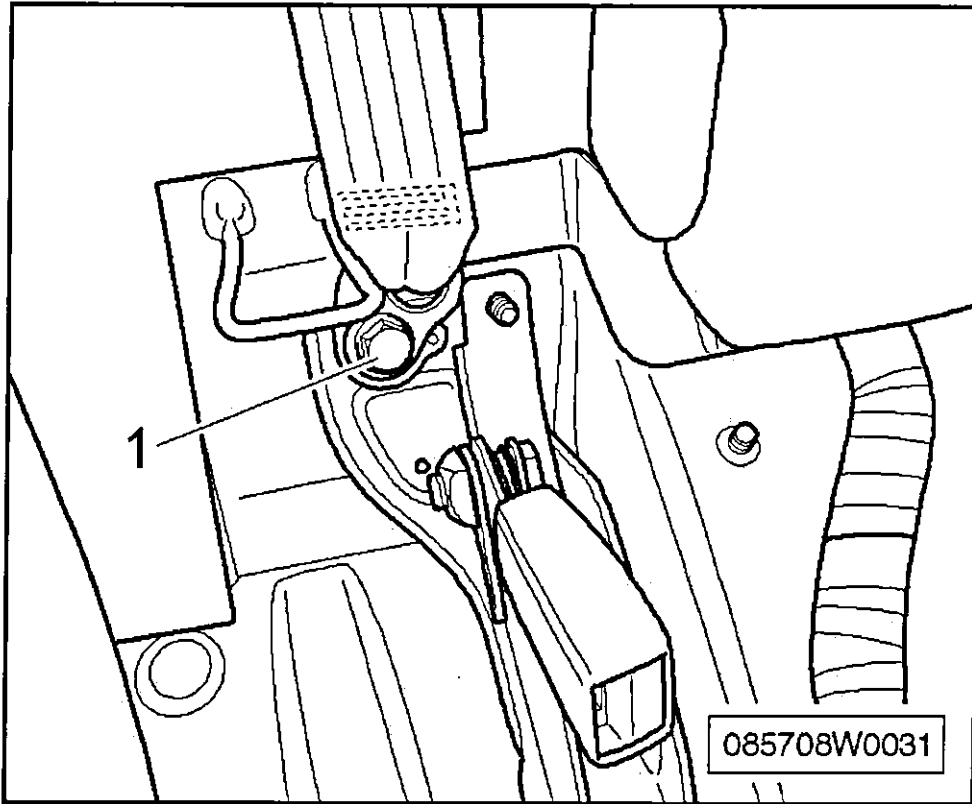


Figure 1



09-01-08-01

Centre rear seat belt guide bracket – optional full width rear seat incorporating adjustable outer seats – under specified guide bracket – RE09/01

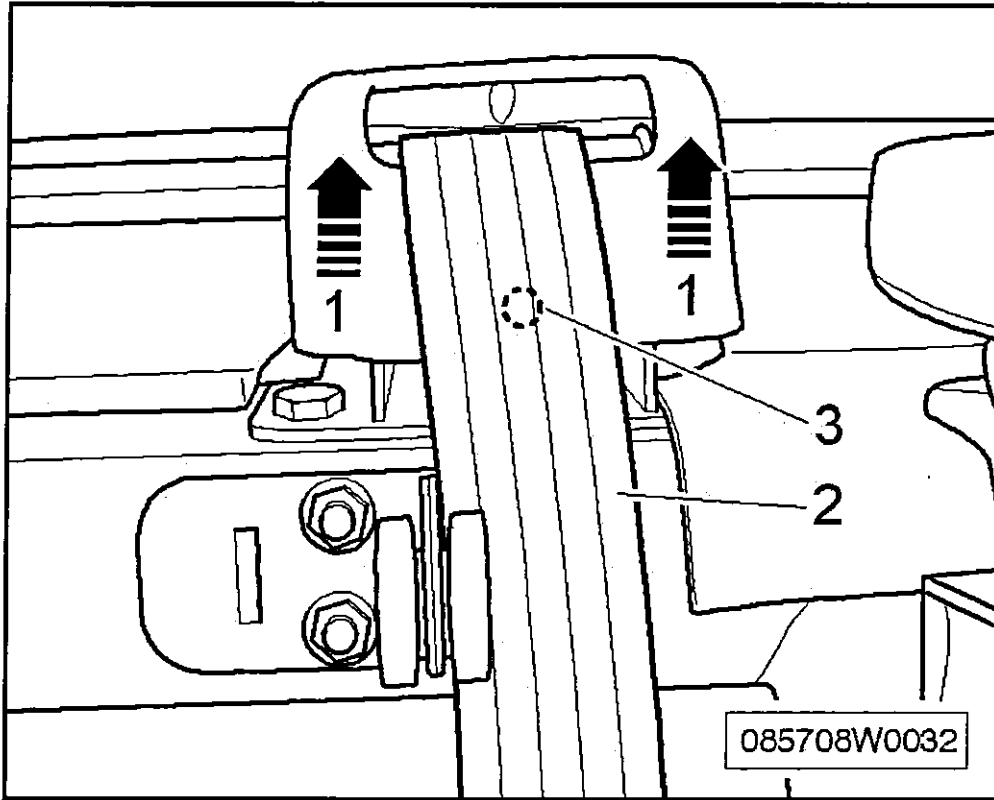


Figure 2



09-01-08-01

Centre rear seat belt guide bracket – optional full width rear seat incorporating adjustable outer seats – under specified guide bracket – RE09/01




Figure 3



09-01-08-01

Centre rear seat belt guide bracket – optional full width rear seat incorporating adjustable outer seats – under specified guide bracket – RE09/01

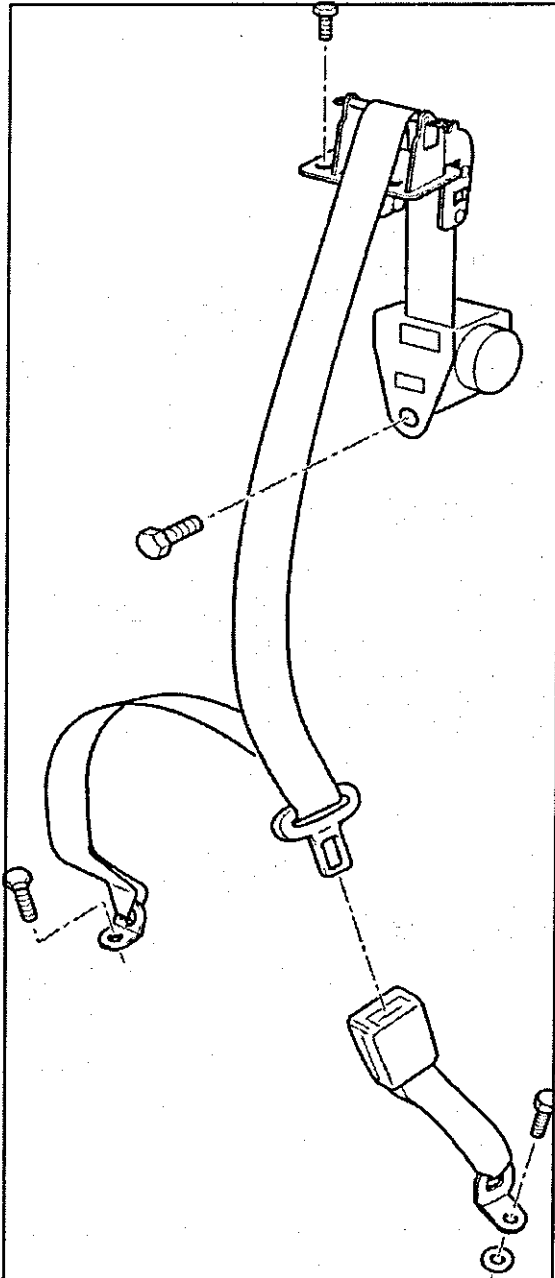


Figure 4



09-01-08-01

Centre rear seat belt guide bracket – optional full width rear seat incorporating adjustable outer seats – under specified guide bracket – RE09/01



Figure 5

Torque Specification:

Component	Nm	Kgf m	lbf ft
7/16 UNF seat belt mounting bolts	40Nm	4.0	29

Warranty:

Warranty type	710 or 790	or	710 or 790
Labour Operation Code	69 12 30 99		69 12 40 99
Damage Service Number	R724		R724
Damage Code	0099		0099
Time	220 time units		240 time units *
Criteria ID	01		01

** includes preparation time*

09-01-08-01



BENTLEY

Centre rear seat belt guide bracket – optional full width rear seat incorporating adjustable outer seats – under specified guide bracket – RE09/01

Parts Information:

New Part Number	Description	Displaced Part Number	Qty
3W5857859B	Optional full width rear seat incorporating adjustable outer seats - seat belt guide bracket		1

Policy Type: All vehicles in VIN list

VIN list:

SCBBE53W09C	SCBBP93W59C	SCBBR93WX9C
SCBBF53W09C	SCBBP93W49C	SCBBZ53W59C
SCBBR93W39C	SCBBP93W69C	SCBBF53W89C
SCBBF53W29C	SCBBF53W99C	SCBBR93W09C
SCBBP93W59C	SCBBF53W29C	SCBBE53W89C
SCBBE53W09C	SCBBF53W89C	SCBBF53W69C
SCBBR93W59C	SCBBE53WX9C	SCBBF53W89C
SCBBR93W69C	SCBBP93W49C	SCBBE53W09C
SCBBE53W19C	SCBBF53W19C	SCBBP93W99C
SCBBE53W79C	SCBBF53W49C	SCBBP93W09C
SCBBR93WX9C	SCBBF53W99C	SCBBP93W49C
SCBBE53W29C	SCBBF53W39C	SCBBR93W19C
SCBBP93W59C	SCBBF53W09C	SCBBR93W29C
SCBBE53W69C	SCBBF53W69C	SCBBR93W39C
SCBBP93W39C	SCBBF53W29C	SCBBR93W09C
SCBBP93W89C	SCBBF53W39C	SCBBF53W49C
SCBBP93W59C	SCBBE53W29C	SCBBP93W09C
SCBBP93W09C	SCBBF53W09C	SCBBR93W09C
SCBBP93W89C	SCBBF53W19C	SCBBP93W79C
SCBBP93W09C	SCBBE53W99C	SCBBE53W79C
SCBBP93W39C	SCBBR93W49C	SCBBF53W49C
SCBBP93W69C	SCBBE53W89C	SCBBY53W29C
SCBBP93W49C	SCBBR93W09C	



Centre rear seat belt guide bracket – optional full width rear seat incorporating adjustable outer seats – under specified guide bracket – RE09/01

Bentley Bulletins are intended for use by experienced and trained technicians. If you lack the skills, tools, equipment and a suitable workshop for any procedure described in this document, we suggest you leave such repairs to an Authorised Bentley Dealer or other qualified workshop. See your Bentley Dealer for advice on whether your vehicle may benefit from the information contained within this document.

The information contained in this Bulletin is accurate at the date of publication. However, Bentley Motors regularly updates technical information. Please check with your Bentley Dealer that the Bulletin you intend to use contains the latest available information.

© Bentley Motors Limited. All Rights Reserved

«Envelope_salutation»
«Address_1»
«Address_2»
«Address_3»

Dear «Envelope_salutation»

RE: RECALL CAMPAIGN – CENTRE REAR SEAT BELT GUIDE BRACKET

This notice is sent to you in accordance with the requirements of the National Traffic and Motor Vehicle Safety Act. Bentley Motors has decided that a defect, which relates to motor vehicle safety, exists in certain Bentley Continental Flying Spur and Flying Spur Speed motor cars. Our records show that your vehicle is one of the vehicles affected by this action and is identified by the following vehicle identification number:

«VIN»

On the vehicles affected, there is the potential for the centre rear seat belt upper guide bracket to distort in the event of a frontal impact. This distortion could result in the centre rear seat occupant travelling further forwards than the design intends.

Please telephone your Bentley dealer and arrange for a service appointment so that the condition may be corrected as soon as possible.

Your Bentley dealer will carry out the necessary repair. This repair is expected to take no more than 2.5 hours and will of course be performed at no charge. Your dealer has all necessary parts and instructions to perform the service to your satisfaction

In the event your dealer fails or is unable to remedy the defect free of charge within a reasonable time, you may also submit a complaint to The Administrator, National Highway Traffic Safety Administration, 1200 New Jersey Avenue, SE., Washington, DC 20590, or telephone the Agency at 1-888 327 4236; (TTY: 1-800-424-9153); or go to [HTTP://WWW.SAFERCAR.GOV](http://www.safercar.gov).

We would like you to know that we sincerely appreciate your continued support of our cars. We do apologize for the fact that we have to ask you to allow us to recall your car for this modification. If you have any questions, require any assistance or require us to address any concerns that you may have, please telephone our dedicated Customer Service team at 1 800-777-6923.

If you have already incurred "out of pocket" expenses relating to the replacement of the upper guide bracket on the above listed vehicle, the enclosed form explains how to request reimbursement. We would be pleased to review your request.

Lessors, please note that Federal regulation requires that any vehicle lessor receiving this notice must forward a copy of this notice to the lessee within ten days.

Yours Sincerely,

Stephen Worrall
Fixed Operations Manager