

SERVICE

MC 09-01

January 6, 2009

Page 1 of 6

MODEL: 2008 and 2009 Concours™ 14 (ZG1400A8F/L, B8F/L, A9F/L, B9F/L)

TITLE: BRAKE PEDAL COVER INSTALLATION

RECALL

THIS BULLETIN IS OF THE HIGHEST PRIORITY AND MUST BE ACTED UPON IMMEDIATELY TO ENSURE CUSTOMER SAFETY.

Eligibility

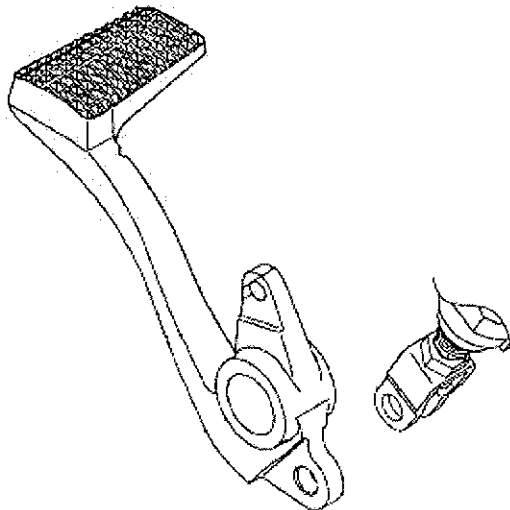
Eligible Units

Model	Vehicle Identification Number Eligibility
ZG1400A8F/L ZG1400B8F/L ZG1400A9F/L ZG1400B9F/L	Check VIP in K-Dealer

Please check VIP (Vehicle Information Portal) in K-Dealer for other possible repair campaigns for eligible units.

Subject

On eligible units, small stones or other road debris can become trapped between the brake pedal and the rear master cylinder actuating rod. This can prevent full release of the rear brake. Continuous activation of the rear brake can result in overheating, damage, rear wheel lockup, or failure of the rear brake, creating the potential for a crash resulting in injury or death.



Kawasaki Action

Initiate Campaign:

Kawasaki has initiated a Recall campaign to repair all eligible units. The repair consists of installing a cover on the brake pedal.

Notify Registered Owners:

Kawasaki is sending a Recall letter to all registered owners of eligible units. A copy of the letter is printed on the last page of this bulletin.

Dealer Action

Repair Eligible Units:

Repair all eligible units including sold units in the field and unsold units in your dealership inventory prior to delivery to the retail purchaser. It is the obligation of authorized Kawasaki retail Dealers to repair eligible units in Dealer's possession prior to retail sale. Failure to comply with this obligation to repair all units eligible for Recall or FDM campaigns by the Dealer constitutes a breach of the Dealer Sales and Service Agreement. Refer to Service Policies bulletin SP 08-01. Refer to the Repair Procedure section of the bulletin for details.

IMPORTANT NOTE:

o It's the law! Under the U.S. National Highway Traffic Safety Administration (NHTSA), Federal Law 49 U.S.C. Section 30120(i) requires dealers to perform Recall repairs before delivering any vehicle affected by the Recall to a purchaser.

Document Completed Repairs:

Federal law requires manufacturers to maintain accurate follow-up records on repairs performed on eligible units. Dealers MUST submit a Warranty Claim for each repair. Refer to the Warranty Information section of this bulletin for details.

File behind the "MC" tab in your Kawasaki "Service and Warranty" binder

©2009, Kawasaki Motors Corp., U.S.A.

Kawasaki
Let the good times roll.™

NOTE:

o If you fail to submit a Warranty Claim for a new unit that is subsequently sold and registered, the new owner will receive the Recall letter requesting the return of the vehicle to you for repair.

Submit Product Registration:

Submit the product registration to Kawasaki via K-Dealer immediately after retail sale of any eligible unit. Be sure to supply the correct customer name and mailing address. Kawasaki uses the product registration information for customer notification. Also, if you know that the customer has moved, please submit a Customer Update via K-Dealer.

Repair Procedure

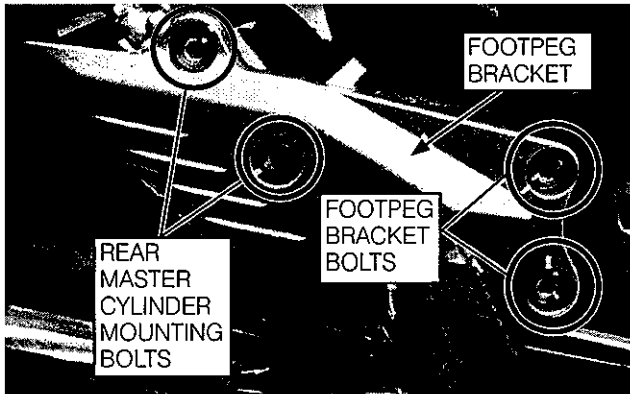
Refer to the appropriate sections of the Service Manual for information and procedures related to parts removal and installation.

Service Manual

MODEL	PART NUMBER
ZG1400A/B	99924-1379-01~02


Install Brake Pedal Cover:

- Remove the right footpeg bracket bolts and rear master cylinder mounting bolts.

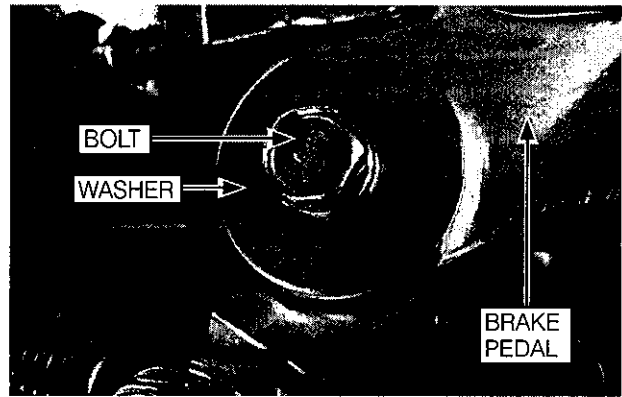


NOTE:

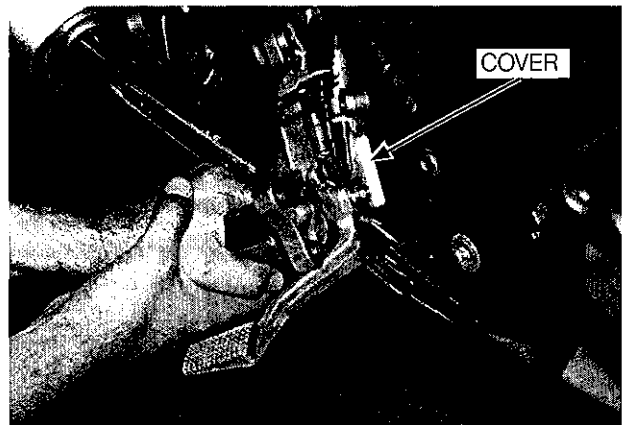
- o On ABS models, take care not to damage the brake pipe when installing the brake pedal cover.
- Rotate brake pedal and bracket away from frame as shown.



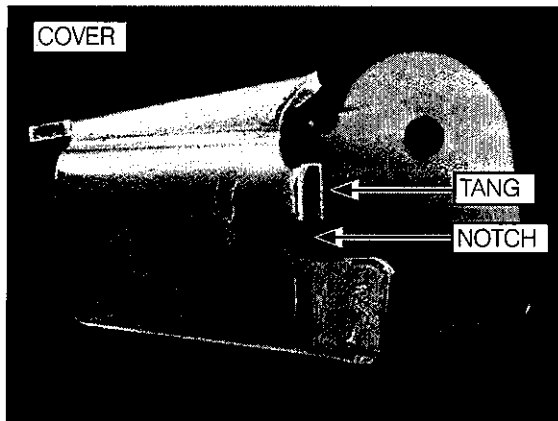
- Remove and discard the brake pedal pivot bolt and washer.




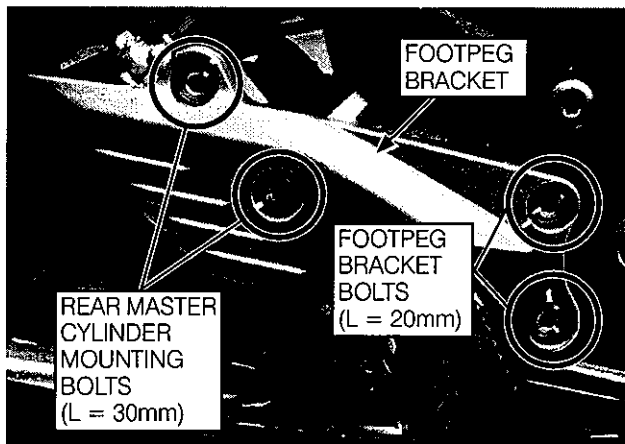
- Place the brake pedal cover into position as shown in the photographs below.



- When installed correctly, the tang and notch of the cover should be positioned against the footpeg bracket as shown below.



- Install the right footpeg bracket and rear master cylinder and tighten the bolts to 25 N-m (2.5 kgf-m, 18 ft-lb).



- Check the brake pedal position and adjust if necessary.
- Perform rear brake operational check.

Parts Information

The brake pedal cover kit must be installed on all eligible units.


Parts required to complete the Recall must be ordered through Parts Order Services at (800) 608-8490. The proper VIN for each unit being repaired will be required for each part ordered.

Brake Pedal Cover Kit, P/N 99999-0253

KIT CONTENTS	QTY
Cover	1
Bolt	1

NOTE:

- o Use VIP in K-Dealer to identify affected units in your dealership inventory to order repair kits for unsold units.



Warranty Information

This is a safety Recall campaign. Repair is authorized regardless of ownership or warranty status.

Repairs **MUST BE PERFORMED IMMEDIATELY ON ALL ELIGIBLE UNITS** in the field and during initial assembly and preparation.

Refer to the following service bulletins for important new features in K-Dealer making it quicker and easier to identify units eligible for repair campaigns (1) retailed by your dealership, and (2) those new units in your dealership requiring pre-sale repair.

WTY 08-05 Repair Campaign Eligibility Check -- New Feature of K-Dealer



WTY 08-06 Repair Campaign System -- Dealer Report Changes

See the Warranty Policies and Procedures Manual (claim type 3 information) for detailed instructions when submitting the Warranty Claim.

WARRANTY INFORMATION	
Job Code	22326
Flat Rate Time	0.3 hr.
Failure Date	Same as Repair Date
Claim Type	3
Problem Part Number	99999-0253
Description	KIT, Cover
Qty	1

Repair Verification

The brake pedal cover will serve as repair verification.



NOTE:

- o Along with the physical repair, check VIP (Vehicle Information Portal) in K-Dealer for other possible repair campaigns for eligible units.