



Driven to Explore

Fleetwood Enterprises, Inc.
3030 Myers Street / Riverside, CA 92503-5527
P.O. Box 7638 / Riverside, CA 92513-7638
p: 800.322.8216 / www.fleetwoodrv.com

IMPORTANT RECALL INFORMATION #80912

January 2009

**TO: ALL FLEETWOOD DEALER PRINCIPALS,
SERVICE MANAGERS
AND PARTS MANAGERS**

**SUBJECT: RECALL CAMPAIGN #80912
2008/2009 Class C - Front Clearance Lights Wiring**

Fleetwood Enterprises, Inc., on behalf of its subsidiary manufacturing center located in Riverside, California, is requesting your assistance in conducting a voluntary recall notification campaign in accordance with the National Traffic and Motor Vehicle Safety Act.

Fleetwood Enterprises, Inc., on behalf of its subsidiary manufacturing center located in Riverside, California has decided that a defect, which relates to motor vehicle safety exists in certain 2008 and 2009 Tioga, Tioga SL, Jamboree, Jamboree GT, Pulse, and Icon class C motor homes. These motor homes were manufactured at our Riverside, California manufacturing plant from March 14, 2007 through September 27, 2008.

We are notifying owners of the affected units in order to correct the problem. A copy of the letter sent to owners is enclosed for your information.

WHAT IS THE PROBLEM?

On motor homes affected by this recall, the front clearance lights wiring may come in contact with a portion of the metal mounting plate and may become abraded, possibly resulting in a fire.

WHAT SHOULD YOU DO?

Please check your motor home inventory and perform the repair procedure on affected units as outlined in the attached Service Bulletin #80912. It is imperative that this procedure be completed prior to the sale of the affected units so your customers will not be inconvenienced.

Owners of the above mentioned motor homes have been asked to contact their Fleetwood dealer to have the described safety defect remedied. In the event that a customer contacts you, please verify eligibility by referring to the serial number range listed in the enclosed Recall Service Bulletin #80912 prior to beginning the inspection and repairs.

Once repairs are completed, have the customer sign your dealership's Internal Repair Order and submit your request electronically through e-FDN, or you may also have the customer sign the Fleetwood Repair Order (form X-SR-042) and submit for reimbursement in accordance with Service Bulletin #80912. Customers will not be charged for these repairs.

If you have one of these vehicles in your inventory, you will be mailed a Safety Recall Notice for that specific motor home. Fleetwood is asking our dealers to make repairs to stock units on dealer lots prior to sale or lease.

Federal Law (Section 154 of the National Highway Traffic and Motor Vehicle Safety Act) of 1966 requires that: If you have received a notice of recall or failure to comply from Fleetwood or any component manufacturer, you must repair or otherwise correct the defects on vehicles remaining in your inventory according to the notification, before selling or leasing the vehicles. Any vehicle lessor receiving this recall notice must forward a copy of the notice to the lessee within ten days.

Please review this entire package with your parts and service staff to familiarize them with the step-by-step procedure and implement the Voluntary Safety Recall Campaign.

Thank you for helping Fleetwood with its continuing efforts to maintain customer satisfaction. If you have any questions, please contact your regional Fleetwood Service Center.

Sincerely,

FLEETWOOD ENTERPRISES, INC.



Tina Inkrote
Service Administrator
Motor Home Division

Enclosures: Recall #80912 Customer Letter
Recall #80912 Service Bulletin

Recall Bulletin 80912



RECALL BULLETIN:
80912

YEAR(S) AFFECTED:
2008-2009

PRODUCT(S) AFFECTED:
Jamboree,
Jamboree GT,
Tioga, Tioga SL,
Pulse, Icon,
manufactured
at Plant 47
in Riverside,
California, and
with Serial
Numbers listed
in this Bulletin

MODEL(S) AFFECTED:
ALL

SUBJECT:
Installing
protection for
front clearance
light wire harness

KEYWORDS:
Clearance light,
wire harness,
front cap

ISSUE DATE:
January 2009

© 2009 Fleetwood Enterprises, Inc.

The purpose of this bulletin is to inform all Fleetwood dealers about the need to install clearance light wiring protection in the front cabover cap.

CONDITION:

Clearance light wires located in the cabover cap may be abraded or cut by the metal plates embedded in the fiberglass front cap. Damaged wires pose the risk of a fire hazard.

CORRECTION:

Follow the steps below to remove each front clearance light and install auto loom to cover clearance light wires. The main clearance light wire harness, as well as wires for each individual clearance light, are to be inspected for damage and repaired as necessary.

1. Park the motor home on a hard, level, paved surface.
2. Place the transmission in PARK and set the parking brake.
3. Turn off the ignition and remove the ignition keys. Maintain control of keys until all repairs are complete. Attach a notice, "DO NOT USE", to the ignition switch in order to prevent activation of the systems.



WARNING

REMOVE JEWELRY BEFORE WORKING ON OR NEAR BATTERIES OR ELECTRICAL CIRCUITS.

4. Label and then remove the battery cables from the chassis battery. Remove the negative cable first and then remove the positive cable.
5. Place a stepladder or scaffolding on the pavement to provide access to the front clearance lights. **Always use extreme caution when working on an elevated surface.**

INSPECTION PROCEDURE - REPEAT STEPS 6-9 FOR EACH OF THE FRONT CLEARANCE LIGHTS.

6. Remove the screw that fastens the amber lens to the clearance light. Retain screw for reassembly.
7. Remove and discard the two rivets fastening the clearance light to the front cap. Use a center punch to dimple the center of the rivet head, and then drill through the rivet. Use a dull drill bit or dull pair of wire cutters to remove the rivet head.

This bulletin is supplied for technical information only and is not an authorization for repairs.

Federal Law (Section 154 of the National Traffic and Motor Vehicle Safety Act of 1966) requires that: If you have received a notice of recall or failure to comply from Fleetwood or any component manufacturer, you must repair or otherwise correct the defects on vehicles remaining in your inventory, according to the notification, before selling or leasing the vehicles. Any vehicle lessor receiving this recall notice must forward a copy of the notice to the lessee within ten days.

It is impossible to know, evaluate and advise the service trade of all conceivable ways in which service might be done or of the possible hazardous consequences of each way. Accordingly, anyone who uses a service procedure or tool must first assure that neither personal safety nor vehicle safety will be jeopardized by the selected service methods.

8. A. **Pulse or Icon products:** The light base is connected to the wiring. Allow the base to hang from attached wires while repairs are performed. See Figure 1.

B. **Jamboree, Tioga, Jamboree GT or Tioga SL products:** The light base (shown in Figure 2) will need to be removed to access the clearance light wires. Remove this piece, using care to avoid disconnecting the bulb socket assembly attached to the clearance light wire harness. Retain the light base and original gaskets for reassembly.

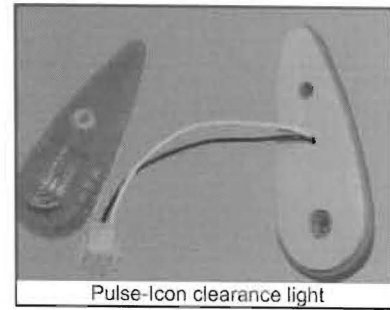


Figure 1

NOTE: It may be necessary to remove sealant from the wires before proceeding with inspection. Use care to avoid damaging the wires while removing sealant.

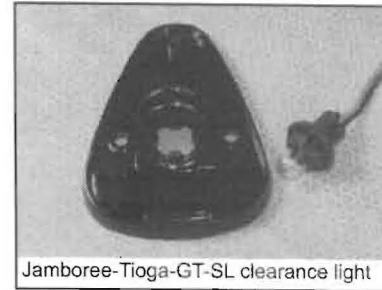


Figure 2

9. Inspect all clearance light wires and clearance light wire harness for evidence of being chafed or cut by the edges of the steel plate (bonded to the inside of the cap), through which they pass:

- A. If the wires for the front clearance lights are damaged, perform "Clearance Light Replacement" procedures, Page 3.
- B. If the wire harness powering all clearance lights is damaged, perform "Extended Repair Procedures," Page 4.
- C. If there is no damage to the clearance light wire harness or individual clearance light wires, proceed with Basic Repair, Steps 10-17.




Figure 3

BASIC REPAIR - PERFORM STEPS 10-17 IF CLEARANCE LIGHT WIRES AND WIRE HARNESS ARE UNDAMAGED. REFER TO FIGURE 4 ON PAGE 3 FOR CLEARANCE LIGHT PART INSTALLATION ORDER.

10. Cover all exposed clearance light wires with 3/8" diameter auto loom in the area where they pass through the front cap. See Figure 3. Apply sealant to the inside of the auto loom to keep wires in place after light reinstallation. Allow sealant to fully cure before reinstalling the lights.

11. Insert the bulb socket, attached to the light wires, into the opening in the clearance light base before reattaching the base.

NOTE: Due to design differences between lights, this step will not be necessary for Icon or Pulse products.

This bulletin is supplied for technical information only and is not an authorization for repairs.

Federal Law (Section 154 of the National Traffic and Motor Vehicle Safety Act of 1966) requires that: If you have received a notice of recall or failure to comply from Fleetwood or any component manufacturer, you must repair or otherwise correct the defects on vehicles remaining in your inventory, according to the notification, before selling or leasing the vehicles. Any vehicle lessor receiving this recall notice must forward a copy of the notice to the lessee within ten days.

"It is impossible to know, evaluate and advise the service trade of all conceivable ways in which service might be done or of the possible hazardous consequences of each way. Accordingly, anyone who uses a service procedure or tool must first assure that neither personal safety nor vehicle safety will be jeopardized by the selected service methods."

12. Fasten the light base to the front cap with rivets.

NOTE: Make sure the original external gasket is in place between the fiberglass and the clearance light base before reinstalling the light base.

13. Seal around rivets using clear sealant. Allow sealant to cure according to manufacturer's instructions.

NOTE: Do not move the motor home until after sealant has fully cured.

14. Reinstall the amber lens. Make sure that the original inner gasket is in place between the light base and the lens. Secure the lens with the original screw.

15. Perform a water spray test; correct as necessary until no water intrusion is present.

16. Reconnect the battery cables.

17. Turn on the clearance lights to verify proper function.

FRONT CLEARANCE LIGHT REPLACEMENT - PERFORM IF WIRES FOR INDIVIDUAL LIGHTS ARE DAMAGED:

Obtain a Prior Authorization Request (PAR) if additional time is required for light replacement.

 WARNING
MAKE SURE BATTERY CABLES ARE DISCONNECTED BEFORE PERFORMING THE FOLLOWING PROCEDURES.

Refer to Figure 4 for clearance light part installation. Clearance light parts may be different in appearance than those shown.

1. Disconnect the clearance light from the front clearance light harness, using care to keep the wires from dropping into the interior cavity of the cap. Discard the damaged clearance light.
2. Connect the wires for the new clearance light to the front clearance light harness. Use insulated butt connectors and electrical tape as required.

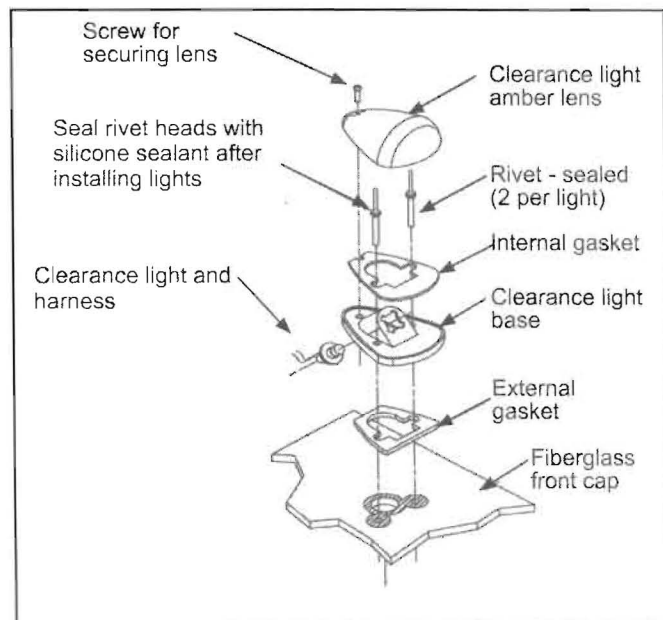


Figure 4

This bulletin is supplied for technical information only and is not an authorization for repairs.

Federal Law (Section 154 of the National Traffic and Motor Vehicle Safety Act of 1966) requires that if you have received a notice of recall or failure to comply from Fleetwood or any component manufacturer, you must repair or otherwise correct the defects on vehicles remaining in your inventory, according to the notification, before selling or leasing the vehicles. Any vehicle lessor receiving this recall notice must forward a copy of the notice to the lessee within ten days.

"It is impossible to know, evaluate and advise the service trade of all conceivable ways in which service might be done or of the possible hazardous consequences of each way. Accordingly, anyone who uses a service procedure or tool must first assure that neither personal safety nor vehicle safety will be jeopardized by the selected service methods."

3. Cover all exposed clearance light wires with 3/8" diameter auto loom in the area where they pass through the front cabover cap. Apply sealant to the inside of the auto loom to keep wires in place after light reinstallation. Allow sealant to fully cure according to manufacturer's instructions.
4. Apply the external gasket included with the new light.
5. Insert the bulb socket, attached to the light wires, into the opening in the clearance light base before reattaching the light base.

NOTE: This step will not be necessary for Icon or Pulse products.

6. Fasten the light base to the front cap with rivets. Rivets should pass through the holes in the base, and through the original rivet holes in the front cap.
7. Seal around rivets using clear sealant. Allow sealant to fully cure according to manufacturer's instructions before proceeding.
8. Apply the inner gasket, included with the new light, to the inside of the light base, then install the amber lens. Secure the lens with the screw included with the new light.
9. Perform a rain test to verify that no water intrusion is present; correct as necessary.

EXTENDED REPAIR - PERFORM IF MAIN CLEARANCE LIGHT WIRE HARNESS IS DAMAGED

Obtain a Prior Authorization Request (PAR) before proceeding with extended repairs.

NOTE: The following instructions are general guidelines. Additional steps may be necessary, depending on the extent of repairs needed.

Perform repairs to the main clearance wires from inside the cap, then proceed with remaining repairs, addressed in the Basic Repair procedures (Page 2) and Front Clearance Light Replacement procedures (Page 3) as required.

The unit must pass a water spray test prior to replacing components such as insulation, luan, and ceiling fabric.



WARNING

MAKE SURE BATTERY CABLES ARE DISCONNECTED BEFORE PERFORMING THE FOLLOWING PROCEDURES.

1. Remove the cabover bunk mattress and store in a clean, dry area during repairs.
2. Remove the fabric covering the wall at the front of the cap, exposing the luan panel. Discard the fabric.
3. Determine where cuts will need to be made in the luan panel (depending on location of wire damage).
4. Using a utility knife, carefully cut into the luan panel, until the damaged area is visible. Make cuts only as necessary.

This bulletin is supplied for technical information only and is not an authorization for repairs.

Federal Law (Section 154 of the National Traffic and Motor Vehicle Safety Act of 1968) requires that: If you have received a notice of recall or failure to comply from Fleetwood or any component manufacturer, you must repair or otherwise correct the defects on vehicles remaining in your inventory, according to the notification, before selling or leasing the vehicles. Any vehicle lessor receiving this recall notice must forward a copy of the notice to the lessee within ten days.

"It is impossible to know, evaluate and advise the service trade of all conceivable ways in which service might be done or of the possible hazardous consequences of each way. Accordingly, anyone who uses a service procedure or tool must first assure that neither personal safety nor vehicle safety will be jeopardized by the selected service methods."

5. Pull back the insulation inside the cap to expose damaged wires. Remove and discard any damaged insulation. See Figure 5.
6. Cut and discard the damaged section of wire harness. Use care to keep remaining wires from dropping down inside the cap.
7. Install replacement wires of the same wire gauge and specifications, using insulated butt connectors.
8. Cover all exposed wires with 3/8" diameter auto loom.




Figure 5

9. Determine if any front clearance lights are damaged and need to be replaced. Follow "Clearance Light Replacement" procedures on Page 3 as required. For undamaged lights, follow "Basic Repair Procedure". For either type of repair, auto loom must be installed over all exposed wires.
10. Verify all front clearance lights are connected to the wire harness and are fastened and sealed. Perform a water spray test. Correct as necessary until no water intrusion is detected. Reconnect the battery cables and verify that the clearance lights are functional after the water test.

NOTE: Allow all newly-applied sealant to fully cure before performing this test.

11. Replace any damaged insulation removed and discarded in Step 5, using high tack spray adhesive.
12. Install nailing cleats as required to support the luan panel.
13. Install replacement sections of luan panel as required.
14. Install new fabric to cover the luan panel.
15. Clean up the area and reinstall the cabover bunk mattress.

This bulletin is supplied for technical information only and is not an authorization for repairs.

Federal Law (Section 154 of the National Traffic and Motor Vehicle Safety Act of 1966) requires that: If you have received a notice of recall or failure to comply from Fleetwood or any component manufacturer, you must repair or otherwise correct the defects on vehicles remaining in your inventory, according to the notification, before selling or leasing the vehicles. Any vehicle lessor receiving this recall notice must forward a copy of the notice to the lessee within ten days.

"It is impossible to know, evaluate and advise the service trade of all conceivable ways in which service might be done or of the possible hazardous consequences of each way. Accordingly, anyone who uses a service procedure or tool must first assure that neither personal safety nor vehicle safety will be jeopardized by the selected service methods."

PARTS:

Basic Repair Parts

123022	Rivet, 3/16, Sealed	10
138194	Sealant, clear silicone	1
Obtain Locally	Auto loom, 3/8" dia.	As Required
Obtain Locally	Electrical Tape	As Required

Clearance Light Replacement Parts:

Order only as required to replace damage clearance lights.

Icon or Pulse Clearance Light:	311999
Jamboree, Tioga, Jamboree GT, or Tioga SL Clearance Light:	507456
Insulated butt connectors (as required):	348158

Contact Fleetwood's Motor Home Parts Department regarding replacement of any additional parts required to perform Extended Repairs:

(800) 591-0628

Please have the motor home serial number (FIN) available when calling.

TOOLS:

Caulking gun	Rivet gun
Center punch	Utility knife
Drill with bits	Water source for rain test
Driver with bits	Wire cutters
Hammer	Wire crimpers
Ladder or scaffolding	Wire strippers
Plastic scraper	

WARRANTY LABOR ALLOWANCE:

Use Flat Rate Codes:

80912 Recall, Class C Clearance Light Wiring

9209-12 1.50 hrs. Inspected / Defective / Repaired

9209-17 0.10 hrs. Customer Unreachable

*If you have any questions concerning this Bulletin, contact Fleetwood Dealer Technical Support at:
(800) 816-9825*

Fleetwood Service Literature is available at: www.fleetwoodrvdealers.com

This bulletin is supplied for technical information only and is not an authorization for repairs.

Federal Law (Section 154 of the National Traffic and Motor Vehicle Safety Act of 1986) requires that: if you have received a notice of recall or failure to comply from Fleetwood or any component manufacturer, you must repair or otherwise correct the defects on vehicles remaining in your inventory, according to the notification, before selling or leasing the vehicles. Any vehicle lessor receiving this recall notice must forward a copy of the notice to the lessee within ten days.

"It is impossible to know, evaluate and advise the service trade of all conceivable ways in which service might be done or of the possible hazardous consequences of each way. Accordingly, anyone who uses a service procedure or tool must first assure that neither personal safety nor vehicle safety will be jeopardized by the selected service methods."

RECALL 80912 AFFECTED VEHICLES

2008 Icon

766D84798977	766A84799489	766D84799495	766A84799591
766A84799286	766A84799490	766D84799496	766D84799592
766D84799391	766A84799491	766D84799497	766D84799593
766D84799392	766A84799492	766D84799581	766D84799594
766A84799413	766A84799493	766A84799582	
766A84799414	766A84799494	766A84799590	

2008 Jamboree

751M84700004	751M84797378	751H84797526	751M84797766
751M84700005	751M84797379	751H84797527	751M84797767
751M84700006	751M84797380	751H84797528	751M84797768
751M84700010	751M84797381	751H84797529	751M84797769
751M84700011	751M84797382	751H84797530	751M84797770
751M84797044	751M84797383	751J84797590	751M84797771
751J84797173	751J84797396	751J84797591	751M84797772
751J84797174	751M84797440	751J84797592	751M84797773
751J84797175	751M84797441	751J84797593	751M84797774
751J84797176	751M84797442	751J84797594	751T84797853
751J84797177	751M84797443	751J84797713	751T84797854
751J84797193	751M84797444	751J84797714	751T84797855
751J84797194	751M84797455	751J84797715	751T84797856
751J84797195	751M84797456	751J84797716	751T84797857
751J84797196	751M84797470	751J84797717	751K84797868
751J84797197	751M84797471	751M84797723	751M84797871
751M84797257	751M84797472	751M84797724	751M84797917
751M84797258	751M84797473	751M84797725	751M84797918
751M84797259	751M84797474	751M84797726	751M84797919
751M84797260	751J84797504	751M84797727	751T84797937
751M84797261	751J84797505	751M84797728	751T84797938
751M84797262	751J84797506	751M84797729	751T84797939
751M84797263	751J84797507	751M84797730	751T84797940
751M84797264	751J84797508	751M84797731	751T84797941
751M84797265	751H84797524	751M84797732	751T84798085
751M84797377	751H84797525	751M84797733	751T84798086

This bulletin is supplied for technical information only and is not an authorization for repairs.

Federal Law (Section 154 of the National Traffic and Motor Vehicle Safety Act of 1966) requires that: if you have received a notice of recall or failure to comply from Fleetwood or any component manufacturer, you must repair or otherwise correct the defects on vehicles remaining in your inventory, according to the notification, before selling or leasing the vehicles. Any vehicle lessor receiving this recall notice must forward a copy of the notice to the lessee within ten days.

"It is impossible to know, evaluate and advise the service trade of all conceivable ways in which service might be done or of the possible hazardous consequences of each way. Accordingly, anyone who uses a service procedure or tool must first assure that neither personal safety nor vehicle safety will be jeopardized by the selected service methods."

RECALL 80912 AFFECTED VEHICLES (CONTINUED)

2008 Jamboree (continued)

751T84798087	751M84798593	751M84799045	751M84799578
751T84798088	751M84798594	751M84799119	751J84799656
751T84798089	751M84798598	751J84799123	751J84799657
751T84798090	751M84798599	751J84799124	751J84799658
751T84798091	751M84798600	751J84799125	751M84799905
751M84798127	751M84798601	751J84799126	751M84799906
751M84798128	751M84798602	751J84799127	751M84799907
751M84798129	751M84798603	751J84799128	751M84799908
751M84798130	751H84798628	751J84799129	751M84799979
751M84798131	751H84798629	751J84799130	751M84799980
751T84798144	751H84798630	751J84799131	878D84796967
751T84798145	751M84798635	751M84799139	878D84796968
751T84798146	751M84798636	751M84799140	878D84796969
751T84798147	751T84798748	751M84799141	878D84796970
751T84798148	751T84798749	751M84799142	878D84796971
751T84798233	751H84798855	751M84799223	878D84796972
751M84798241	751M84798856	751M84799224	878D84796973
751M84798242	751M84798857	751M84799225	878D84796974
751M84798243	751M84798858	751M84799267	878D84796975
751M84798244	751M84798906	751M84799268	878D84796976
751M84798245	751M84798907	751M84799269	878M84796977
751M84798246	751M84798908	751M84799270	878M84796978
751M84798247	751M84798909	751M84799271	878M84796979
751M84798248	751T84798910	751J84799274	878M84796980
751M84798400	751T84798911	751J84799275	878M84796981
751M84798401	751T84798912	751J84799276	878M84796982
751M84798402	751T84798938	751M84799381	878V84796983
751M84798403	751H84798939	751M84799382	878V84796984
751M84798404	751M84798943	751M84799383	878V84796985
751M84798405	751M84798944	751M84799384	878V84796986
751M84798426	751K84798959	751M84799385	878V84796987
751H84798462	751T84798962	751J84799400	878V84796988
751H84798463	751M84799042	751M84799517	878V84796989
751M84798468	751M84799043	751M84799525	
751M84798469	751M84799044	751M84799526	

This bulletin is supplied for technical information only and is not an authorization for repairs.

Federal Law (Section 154 of the National Traffic and Motor Vehicle Safety Act of 1966) requires that: If you have received a notice of recall or failure to comply from Fleetwood or any component manufacturer, you must repair or otherwise correct the defects on vehicles remaining in your inventory, according to the notification, before selling or leasing the vehicles. Any vehicle lessor receiving this recall notice must forward a copy of the notice to the lessee within ten days.

"It is impossible to know, evaluate and advise the service trade of all conceivable ways in which service might be done or of the possible hazardous consequences of each way. Accordingly, anyone who uses a service procedure or tool must first assure that neither personal safety nor vehicle safety will be jeopardized by the selected service methods."

RECALL 80912 AFFECTED VEHICLES (CONTINUED)

2008 Jamboree GT

773U84700014	773L84797747	773W84798142	773W84798934
773U84700015	773L84797748	773W84798143	773W84798935
773U84700016	773L84797749	773W84798214	773U84799038
773W84797045	773H84797840	773W84798215	773W84799039
773W84797404	773H84797841	773W84798216	773H84799206
773W84797405	773H84797869	773U84798387	773H84799207
773W84797406	773H84797870	773U84798388	773W84799208
773W84797407	773W84797932	773U84798389	773W84799209
773H84797478	773W84797933	773U84798390	773W84799210
773W84797479	773W84797934	773H84798467	773U84799278
773W84797480	773W84798082	773H84798573	773U84799279
773W84797503	773W84798083	773H84798574	773L84799327
773H84797701	773W84798084	773U84798623	773W84799328
773H84797702	773U84798137	773U84798735	773W84799329
773L84797739	773U84798140	773U84798930	773U84799807
773L84797746	773W84798141	773H84798933	

2008 Pulse

765D84798976	765A84799485	765D84799504	765D84799595
765A84799285	765A84799486	765D84799505	765D84799596
765A84799323	765A84799487	765D84799579	765D84799597
765A84799324	765A84799488	765D84799580	765D84799598
765A84799325	765D84799498	765A84799583	765D84799599
765A84799326	765D84799499	765A84799585	765D84799600
765D84799393	765D84799500	765A84799586	765D84799601
765D84799394	765D84799501	765A84799587	765D84799602
765A84799415	765D84799502	765A84799588	765D84799603
765A84799416	765D84799503	765A84799589	

This bulletin is supplied for technical information only and is not an authorization for repairs.

Federal Law (Section 154 of the National Traffic and Motor Vehicle Safety Act of 1966) requires that: if you have received a notice of recall or failure to comply from Fleetwood or any component manufacturer, you must repair or otherwise correct the defects on vehicles remaining in your inventory, according to the notification, before selling or leasing the vehicles. Any vehicle lessor receiving this recall notice must forward a copy of the notice to the lessee within ten days.

"It is impossible to know, evaluate and advise the service trade of all conceivable ways in which service might be done or of the possible hazardous consequences of each way. Accordingly, anyone who uses a service procedure or tool must first assure that neither personal safety nor vehicle safety will be jeopardized by the selected service methods."

RECALL 80912 AFFECTED VEHICLES (CONTINUED)

2008 Tioga

741M84700017	741M84797285	741M84797516	741M84797838
741M84700018	741M84797286	741M84797517	741M84797839
741M84700019	741M84797384	741M84797518	741T84797858
741J84797043	741M84797385	741H84797531	741T84797859
741H84797046	741M84797386	741H84797532	741T84797860
741J84797183	741J84797392	741M84797595	741T84797861
741J84797184	741J84797393	741M84797596	741T84797862
741J84797185	741J84797394	741M84797597	741M84797920
741J84797186	741J84797395	741M84797598	741M84797921
741J84797187	741M84797445	741M84797599	741M84797922
741J84797198	741M84797446	741T84797600	741M84797923
741J84797199	741M84797447	741J84797718	741M84797924
741J84797200	741M84797448	741J84797719	741M84797925
741J84797201	741M84797449	741J84797720	741M84797926
741J84797202	741M84797457	741J84797721	741T84797942
741M84797266	741M84797458	741J84797722	741T84797943
741M84797267	741M84797459	741M84797734	741T84797944
741M84797268	741J84797460	741M84797735	741T84797945
741M84797269	741J84797461	741M84797736	741T84797946
741M84797270	741J84797462	741M84797737	741T84798092
741M84797271	741J84797463	741M84797738	741T84798093
741M84797272	741J84797464	741M84797751	741T84798094
741M84797273	741M84797465	741M84797752	741T84798095
741M84797274	741M84797466	741M84797753	741T84798096
741M84797275	741M84797467	741M84797754	741T84798097
741M84797276	741M84797468	741M84797755	741T84798098
741M84797277	741M84797469	741M84797756	741T84798099
741M84797278	741J84797509	741M84797757	741M84798132
741M84797279	741J84797510	741M84797758	741M84798133
741M84797280	741J84797511	741M84797759	741M84798134
741M84797281	741J84797512	741M84797760	741M84798135
741M84797282	741J84797513	741W84797835	741M84798136
741M84797283	741M84797514	741M84797836	741T84798149
741M84797284	741M84797515	741M84797837	741T84798150

This bulletin is supplied for technical information only and is not an authorization for repairs.

Federal Law (Section 154 of the National Traffic and Motor Vehicle Safety Act of 1966) requires that: if you have received a notice of recall or failure to comply from Fleetwood or any component manufacturer, you must repair or otherwise correct the defects on vehicles remaining in your inventory, according to the notification, before selling or leasing the vehicles. Any vehicle lessor receiving this recall notice must forward a copy of the notice to the lessee within 201 days.

"It is impossible to know, evaluate and advise the service trade of all conceivable ways in which service might be done or of the possible hazardous consequences of each way. Accordingly, anyone who uses a service procedure or tool must first assure that neither personal safety nor vehicle safety will be jeopardized by the selected service methods."

RECALL 80912 AFFECTED VEHICLES (CONTINUED)

2008 Tioga (continued)

741T84798151	741M84798607	741J84799120	741K84799480
741T84798152	741H84798631	741J84799121	741K84799506
741T84798153	741H84798632	741J84799122	741T84799515
741H84798154	741M84798633	741J84799132	741T84799516
741H84798155	741M84798634	741J84799133	741M84799518
741H84798156	741T84798746	741J84799134	741M84799519
741H84798157	741T84798747	741M84799143	741M84799520
741H84798158	741H84798851	741M84799144	741M84799521
741T84798229	741H84798852	741M84799145	741M84799522
741T84798230	741H84798853	741M84799146	741M84799523
741T84798231	741H84798854	741M84799147	741M84799524
741T84798232	741M84798859	741M84799148	741M84799645
741M84798239	741M84798860	741M84799149	741M84799646
741M84798240	741M84798905	741M84799150	741M84799647
741M84798397	741T84798913	741M84799151	741M84799648
741M84798398	741T84798914	741M84799221	741M84799649
741M84798399	741T84798936	741M84799222	741J84799659
741M84798452	741H84798940	741M84799262	741J84799660
741M84798453	741M84798941	741M84799263	741M84799903
741M84798454	741M84798942	741M84799264	741M84799904
741M84798455	741K84798956	741M84799265	741M84799981
741M84798456	741K84798957	741M84799266	741M84799982
741H84798464	741J84798965	741J84799272	741M84799983
741H84798465	741H84799041	741J84799273	741J84799988
741H84798466	741M84799046	741M84799386	741J84799989
741M84798470	741M84799047	741M84799387	741J84799991
741M84798471	741M84799048	741M84799388	877W84796901
741M84798472	741M84799049	741M84799389	877W84796902
741M84798595	741M84799050	741M84799390	877W84796903
741M84798596	741M84799051	741M84799395	877M84796904
741M84798597	741M84799115	741J84799396	877M84796905
741M84798604	741M84799116	741J84799397	
741M84798605	741M84799117	741J84799398	
741M84798606	741M84799118	741J84799399	

This bulletin is supplied for technical information only and is not an authorization for repairs.

Federal Law (Section 154 of the National Traffic and Motor Vehicle Safety Act of 1966) requires that: If you have received a notice of recall or failure to comply from Fleetwood or any component manufacturer, you must repair or otherwise correct the defects on vehicles remaining in your inventory, according to the notification, before selling or leasing the vehicles. Any vehicle lessor receiving this recall notice must forward a copy of the notice to the lessee within ten days.

It is impossible to know, evaluate and advise the service trade of all conceivable ways in which service might be done or of the possible hazardous consequences of each way. Accordingly, anyone who uses a service procedure or tool must first assure that neither personal safety nor vehicle safety will be jeopardized by the selected service methods.

RECALL 80912 AFFECTED VEHICLES (CONTINUED)

2008 Tioga SL

763W84700003	763W84798079	763U84798626	763H84799204
763W84797402	763W84798080	763U84798627	763H84799205
763W84797475	763W84798081	763H84798730	763U84799277
763W84797476	763U84798138	763H84798731	763U84799507
763W84797477	763U84798139	763H84798732	763U84799808
763W84797502	763W84798217	763U84798733	763U84799809
763U84797543	763W84798218	763U84798734	763U84799810
763L84797750	763U84798391	763U84798931	763U84799811
763H84797842	763H84798575	763H84798932	763U84799984
763W84797935	763H84798576	763W84798937	763U84799985
763W84797936	763H84798577	763W84798964	763U84799986
763L84798012	763U84798624	763W84799040	
763W84798078	763U84798625	763H84799103	

2009 Icon

766D94700184	766A94700779	766D94700995	766A94799909
766A94700185	766A94700780	766D94700997	766A94799910
766A94700186	766A94700781	766A94701032	766A94799911
766A94700449	766D94700782	766A94701033	766A94799912
766A94700450	766D94700783	766A94701034	766D94799916
766A94700451	766D94700784	766A94701036	766D94799917
766D94700466	766A94700850	766A94799699	766D94799918
766D94700512	766A94700851	766A94799700	766D94799919
766D94700513	766A94700852	766A94799793	766D94799920
766D94700514	766D94700857	766A94799794	766D94799921
766D94700515	766D94700858	766A94799795	766A94799964
766A94700528	766D94700859	766A94799796	766A94799965
766D94700662	766D94700923	766D94799797	766A94799966
766D94700663	766A94700987	766D94799798	766A94799967
766A94700716	766A94700988	766D94799799	766A94799968
766A94700717	766A94700989	766A94799824	766A94799969
766A94700718	766A94700990	766D94799825	766D94799975
766A94700719	766A94700991	766D94799826	766D94799976
766A94700777	766D94700993	766D94799827	766D94799977
766A94700778	766D94700994	766D94799828	766D94799978

This bulletin is supplied for technical information only and is not an authorization for repairs.

Federal Law (Section 154 of the National Traffic and Motor Vehicle Safety Act of 1966) requires that if you have received a notice of recall or failure to comply from Fleetwood or any component manufacturer, you must repair or otherwise correct the defects on vehicles remaining in your inventory, according to the notification, before selling or leasing the vehicles. Any vehicle lessor receiving this recall notice must forward a copy of the notice to the lessee within ten days.

"It is impossible to know, evaluate and advise the service trade of all conceivable ways in which service might be done or of the possible hazardous consequences of each way. Accordingly, anyone who uses a service procedure or tool must first assure that neither personal safety nor vehicle safety will be jeopardized by the selected service methods."

RECALL 80912 AFFECTED VEHICLES (CONTINUED)

2009 Jamboree

751M94700196	751M94700430	751M94700509	751M94700901
751M94700197	751M94700431	751M94700510	751M94700902
751M94700198	751M94700432	751M94700511	751M94700903
751M94700322	751M94700433	751M94700572	751M94701004
751M94700338	751M94700473	751M94700573	751M94701005
751M94700367	751M94700474	751M94700574	751M94701006
751M94700368	751M94700475	751M94700668	751M94701047
751J94700423	751M94700476	751M94700669	751M94701048
751J94700424	751M94700477	751M94700670	751J94799833
751J94700425	751M94700478	751M94700671	
751J94700426	751M94700507	751M94700672	
751J94700427	751M94700508	751M94700769	

2009 Jamboree GT

773W94700436	773W94700789	773W94799835
773U94700440	773U94700793	

2009 Pulse

765A94700178	765A94700392	765D94700462	765D94700660
765A94700179	765A94700393	765D94700463	765D94700661
765A94700180	765A94700394	765D94700464	765A94700720
765D94700181	765A94700395	765D94700465	765A94700721
765D94700182	765D94700417	765D94700516	765A94700722
765D94700183	765D94700418	765D94700517	765A94700723
765A94700187	765D94700419	765D94700518	765A94700724
765A94700188	765D94700420	765D94700519	765A94700725
765A94700189	765D94700421	765D94700521	765A94700726
765A94700190	765D94700422	765A94700529	765A94700727
765A94700191	765A94700441	765A94700530	765A94700728
765D94700192	765A94700442	765A94700531	765D94700785
765D94700193	765A94700446	765A94700532	765D94700786
765D94700194	765A94700447	765A94700533	765D94700787
765D94700195	765A94700448	765D94700658	765A94700853
765D94700292	765D94700461	765D94700659	765A94700854

This bulletin is supplied for technical information only and is not an authorization for repairs.

Federal Law (Section 154 of the National Traffic and Motor Vehicle Safety Act of 1966) requires that: If you have received a notice of recall or failure to comply from Fleetwood or any component manufacturer, you must repair or otherwise correct the defects on vehicles remaining in your inventory, according to the notification, before selling or leasing the vehicles. Any vehicle lessor receiving this recall notice must forward a copy of the notice to the lessee within ten days.

"It is impossible to know, evaluate and advise the service trade of all conceivable ways in which service might be done or of the possible hazardous consequences of each way. Accordingly, anyone who uses a service procedure or tool must first assure that neither personal safety nor vehicle safety will be jeopardized by the selected service methods."

RECALL 80912 AFFECTED VEHICLES (CONTINUED)

2009 Pulse (Continued)

765A94700855	765A94701026	765D94799803	765D94799831
765A94700856	765A94701028	765D94799804	765A94799913
765D94700860	765A94701029	765D94799805	765A94799914
765D94700861	765A94701038	765D94799806	765A94799915
765D94700862	765A94799701	765A94799819	765D94799922
765D94700863	765A94799702	765A94799820	765D94799923
765A94700908	765A94799703	765A94799821	765A94799970
765A94700909	765A94799792	765A94799822	765D94799971
765A94700913	765D94799800	765A94799823	765D94799972
765D94700920	765D94799801	765D94799829	765D94799973
765D94700921	765D94799802	765D94799830	765D94799974

2009 Tioga

741M94700199	741M94700337	741M94700567	741M94700768
741M94700200	741M94700363	741M94700568	741M94700904
741M94700201	741M94700364	741M94700569	741M94700905
741M94700202	741M94700365	741M94700570	741M94700906
741M94700203	741M94700366	741M94700571	741M94700907
741M94700204	741J94700428	741M94700664	741M94701007
741M94700205	741M94700429	741M94700665	741M94701008
741M94700317	741M94700522	741M94700666	741M94701009
741M94700318	741M94700523	741M94700667	741M94799832
741M94700319	741M94700524	741M94700764	741H94799836
741M94700320	741M94700525	741M94700765	
741M94700321	741M94700526	741M94700766	
741M94700336	741M94700527	741M94700767	

2009 Tioga SL

763W94700437	763U94700439	763U94700791	763U94799834
763U94700438	763W94700790	763U94700792	

This bulletin is supplied for technical information only and is not an authorization for repairs.

Federal Law (Section 154 of the National Traffic and Motor Vehicle Safety Act of 1966) requires that: if you have received a notice of recall or failure to comply from Fleetwood or any component manufacturer, you must repair or otherwise correct the defects on vehicles remaining in your inventory, according to the notification, before selling or leasing the vehicles. Any vehicle lessor receiving this recall notice must forward a copy of the notice to the lessee within ten days.

"It is impossible to know, evaluate, and advise the service trade of all conceivable ways in which service might be done or of the possible hazardous consequences of each way. Accordingly, anyone who uses a service procedure or tool must first assure that neither personal safety nor vehicle safety will be jeopardized by the selected service methods."